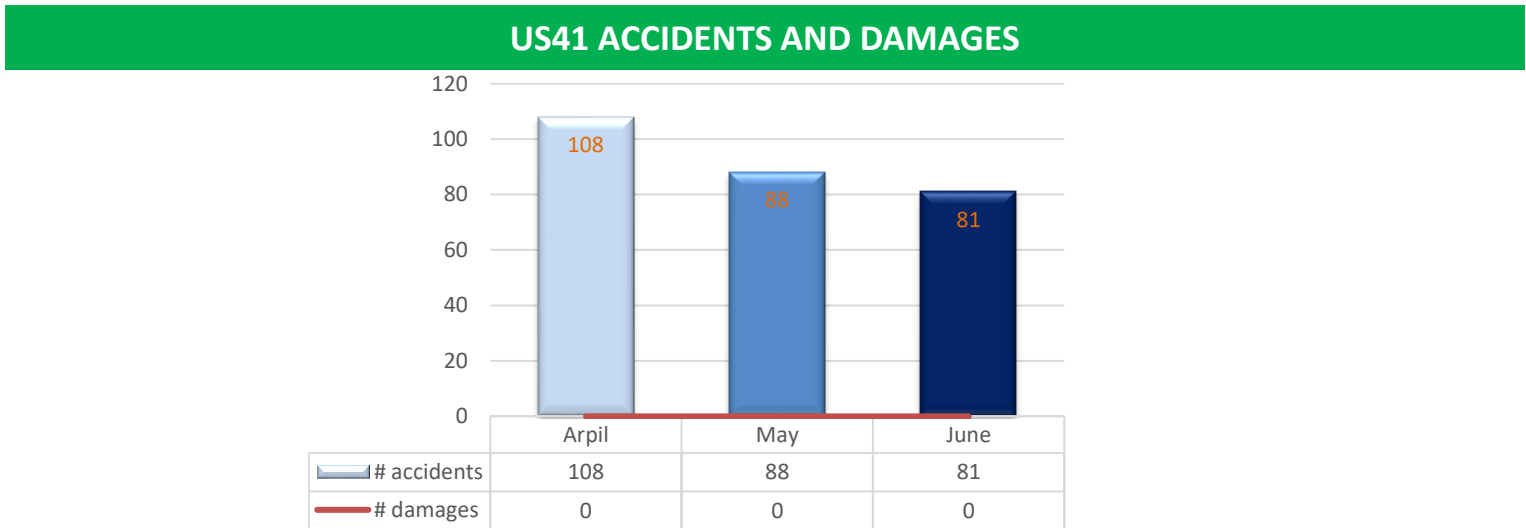
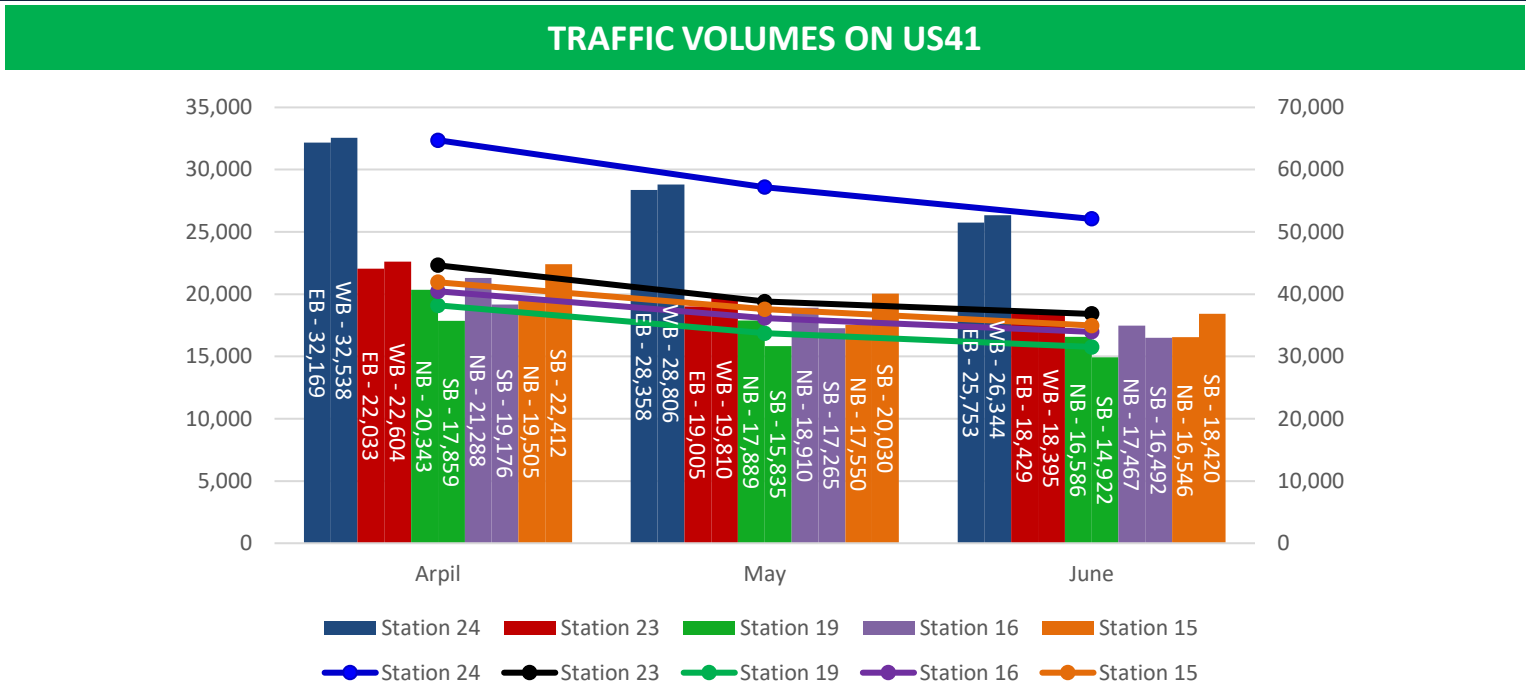


CITY OF NAPLES TRAFFIC MANAGEMENT CENTER

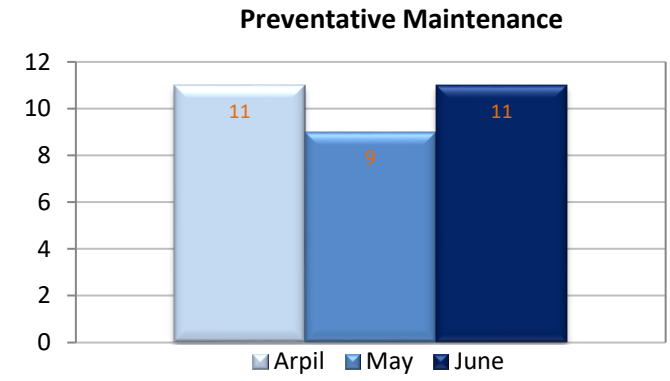
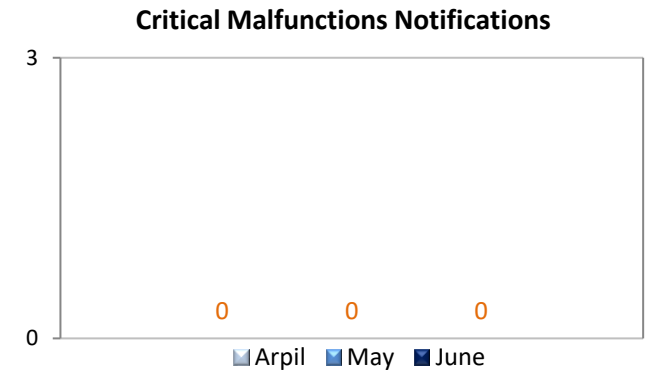
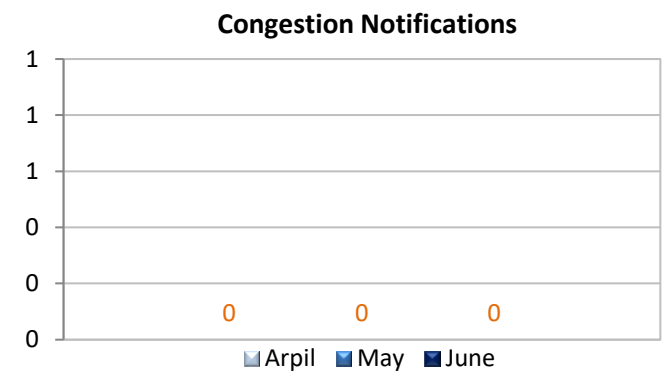
QUARTERLY DASHBOARD

April – May - June 2021

ITS & Network Device Summary	Number of Devices Connected
Traffic Signals on SR US41	21
Video Monitoring	45
Closed Circuit Television Cameras (CCTV)	
Servers	3



NOTIFICATIONS



CITY OF NAPLES TRAFFIC MANAGEMENT CENTER QUARTERLY DASHBOARD

April – May – June 2021

DEFINITIONS

Incident Detected	Any incident estimated to be less than 30 minutes in duration
Preventative Maintenance	Replacement of LED inserts, pedestrian signals, traffic signals, and Ped buttons
Accidents	Crashes on US41
Critical Malfunctions	<ul style="list-style-type: none"> • Loss of power to traffic signal • Loss of communication • Traffic signal in CONFLICT FLASH operation
Damages	<p>Traffic device(s) damaged due to vehicle accident.</p> <ul style="list-style-type: none"> • Traffic cabinet • Pedestrian signal • Pull box • UPS • Uprights/mast arms • Lollipop

BAR CHARTS

Congestion Notifications	Number of requests to investigate traffic congestion on US41
Critical Malfunctions Notifications	Number of critical malfunction incidents reported and investigated/repared
Preventative Maintenance	Number of visits traffic technicians check all functions in traffic cabinets
Traffic device(s) damaged due to vehicle accidents	Number of traffic devices damaged due to vehicle accidents on US41
Accidents on US41	Monthly reported accidents on US41
Volumes on US41	<p>Quantity of vehicles traveling on US41 within a 24-hour period</p> <ul style="list-style-type: none"> • Bar graph shows eastbound, westbound, northbound, and southbound quantities per station • Line graph shows total volume quantities per station