

#187011



City of Naples

STREETS AND STORMWATER DEPARTMENT
NATURAL RESOURCES DIVISION
TELEPHONE (239) 213-5000 • FACSIMILE (239) 213-7127
295 RIVERSIDE CIRCLE • NAPLES, FLORIDA 34102

May 21, 2019

Karyn Erickson and Christin Perkinson
Erickson Consulting Engineers, Inc.
Agent for: Gregg Strakaluse
City of Naples
295 Riverside Circle
Naples, FL. 34102

Re: CCSL Permit Application #187011, City of Naples, 295 Riverside Circle, Naples, FL

The Comprehensive Development Code of the City of Naples establishes a Coastal Construction Setback Line (CCSL) (Ch. 52-33(a)) with the requirement that an individual must obtain a permit from the city manager or his designee for any new construction, excavation, fill placement, and other activities seaward of the CCSL. Section 52-33(e) states that a permit application for construction seaward of the CCSL must include copies of permit-related information provided to the Florida Department of Environmental Protection (FDEP) per FAC 62B-33.008.

PROJECT DESCRIPTION:

The permit application received outlines a proposed project consisting of consolidation of six beach outfalls and construction of stormwater conveyance system, pump station, elevated electric control panel, and offshore discharge system consisting of parallel offshore pipelines directionally drilled from landward of the dune system at 3rd Ave N, and construction of an overflow pipe per submitted plans.

All of the requirements necessary for the issuance of a City of Naples Coastal Construction Setback Line permit to carry out the above-described work have been completed.

Please consider this letter to be your Coastal Construction Setback Line permit, with the following conditions:

- A dune vegetation restoration plan for all impacts to the dune/beach system shall be submitted and approved by the Natural Resources manager, and planting completed per the approved plan prior to the completion of construction.
- Permit holder shall arrange an inspection of exterior lighting by the City.
- **Work in the dunes and/or beach cannot occur during the sea turtle nesting season, May 1 through October 31.**

#187011



City of Naples

STREETS AND STORMWATER DEPARTMENT
NATURAL RESOURCES DIVISION
TELEPHONE (239) 213-5000 • FACSIMILE (239) 213-7127
295 RIVERSIDE CIRCLE • NAPLES, FLORIDA 34102

This City CCSL permit does not alleviate you from any other permitting responsibilities at the city, state or federal level. The appropriate permits from the City's Building Department must be obtained prior to construction (e.g. fence permit, site work permit); please consult with the Building Department to determine what permits are required. Further, should the design change, the Natural Resources Manager must be notified and will prepare an analysis of the effect of the changes on this permit.

EXPIRATION DATE: May 21, 2022

Sincerely,
Stephanie Molloy, PhD
Natural Resources Manager
City of Naples, FL

NAPLES BEACH RESTORATION & WATER QUALITY IMPROVEMENT PROJECT FDEP PROJECT DRAWINGS

Prepared For:
CITY OF NAPLES
735 8th St S,
Naples, FL 34102



Bill Barnett, Mayor
Gary Price, Vice Mayor
Terry Hutchinson, Council Member
Michelle McLeod, Council Member
Ellen Seigel, Council Member
Reg Buxton, Council Member
Linda Penniman, Council Member

A. William Moss, City Manager

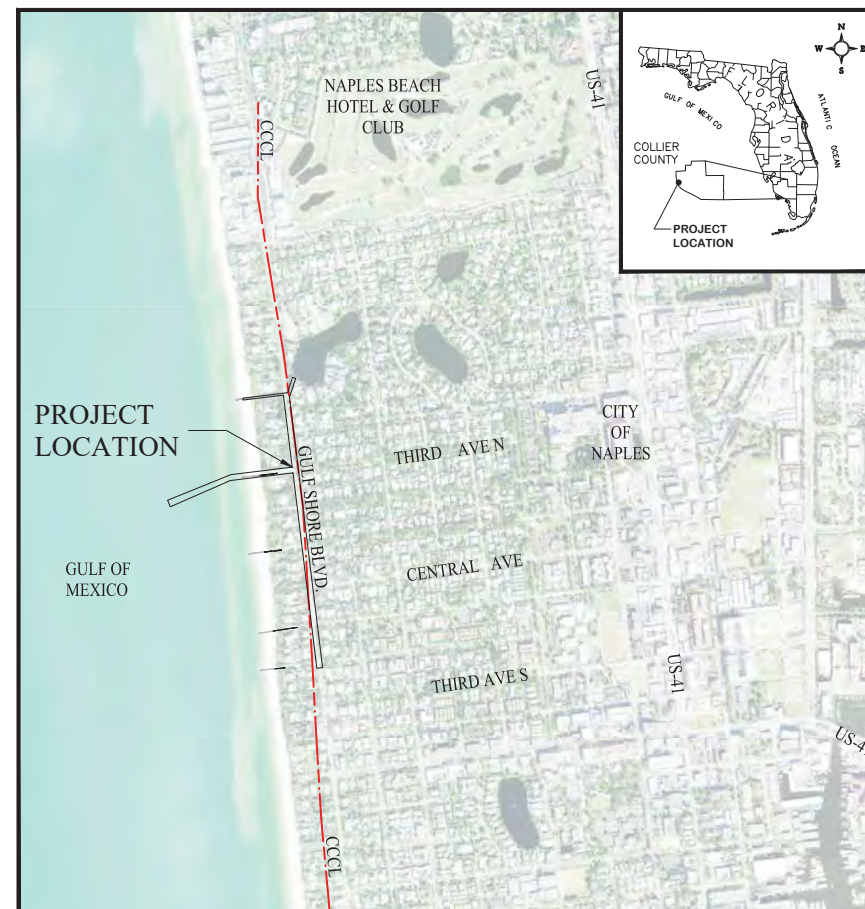
Gregg Strakaluse,
Streets & Stormwater Management Director

Prepared By:



Erickson Consulting Engineers
7201 Delainey Court
Sarasota FL, 34240
941-373-6460

Date: March 2018



VICINITY MAP

DRAWING INDEX

GENERAL

- 1 COVER
- 2 LEGEND & ABBREVIATIONS
- 3 PROJECT KEY SHEET

EXISTING CONDITIONS

- 4 EXISTING CONDITIONS
- 5 EXISTING CONDITIONS PLANS - STA. 0+00 - 11+00
- 6 EXISTING CONDITIONS PLANS - STA. 11+00 - 22+25
- 7 EXISTING CONDITIONS PLANS - STA. 22+25 - 33+00

STORM TRUNK LINE

- 8 KEY SHEET
- 9 PLAN & PROFILE - STA. 0+00 - 5+50
- 10 PLAN & PROFILE - STA. 5+50 - 11+00
- 11 PLAN & PROFILE - STA. 11+00 - 16+75
- 12 PLAN & PROFILE - STA. 16+75 - 22+25
- 13 PLAN & PROFILE - STA. 22+25 - 27+75
- 14 PLAN & PROFILE - STA. 27+75 - 33+00
- 15 STORM VAULT - THIRD AVENUE - PLAN & PROFILE
- 16 PINCH VALVE & ALLIGATOR LAKE STORM TRUNK LINE
- 17-20 INTERSECTION PLAN DETAILS

PUMP STATION

- 21-22 PUMP STATION PROPOSED PLANS
- 23 PUMP STATION CIVIL DETAILS
- 24-25 PUMP STATION LANDSCAPE PLAN, DETAILS

OFFSHORE PIPELINE

- 26 PIPELINES & DIFFUSER PLAN
- 27 PIPELINE PROFILE
- 28 PIPELINE PROFILE

OVERFLOW SYSTEM

- 29 OVERFLOW SYSTEM PLAN (ALLIGATOR LAKE TO OUTFALL)
- 30 OVERFLOW SYSTEM SECTIONS
- 31 OVERFLOW SYSTEM DETAILS

GRADING & PAVING

- 32 GRADING & PAVING PLAN
- 33 GRADING & PAVING SECTIONS
- 34 GRADING & PAVING DETAILS

DEMOLITION OF EXISTING OUTFALL STRUCTURES

- 35-36 EXISTING OUTFALL DEMOLITION PLANS

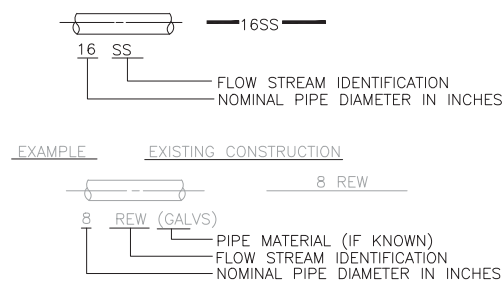
ACCESS & STAGING PLANS

- 37 CONSTRUCTION ACCESS & STAGING PLAN - OFFSHORE DIRECTIONAL DRILL
- 38 CONSTRUCTION ACCESS & STAGING PLAN - THIRD AVENUE PUMP STATION
- 39 CONSTRUCTION ACCESS & STAGING PLAN - BEACH OVERFLOW STRUCTURE

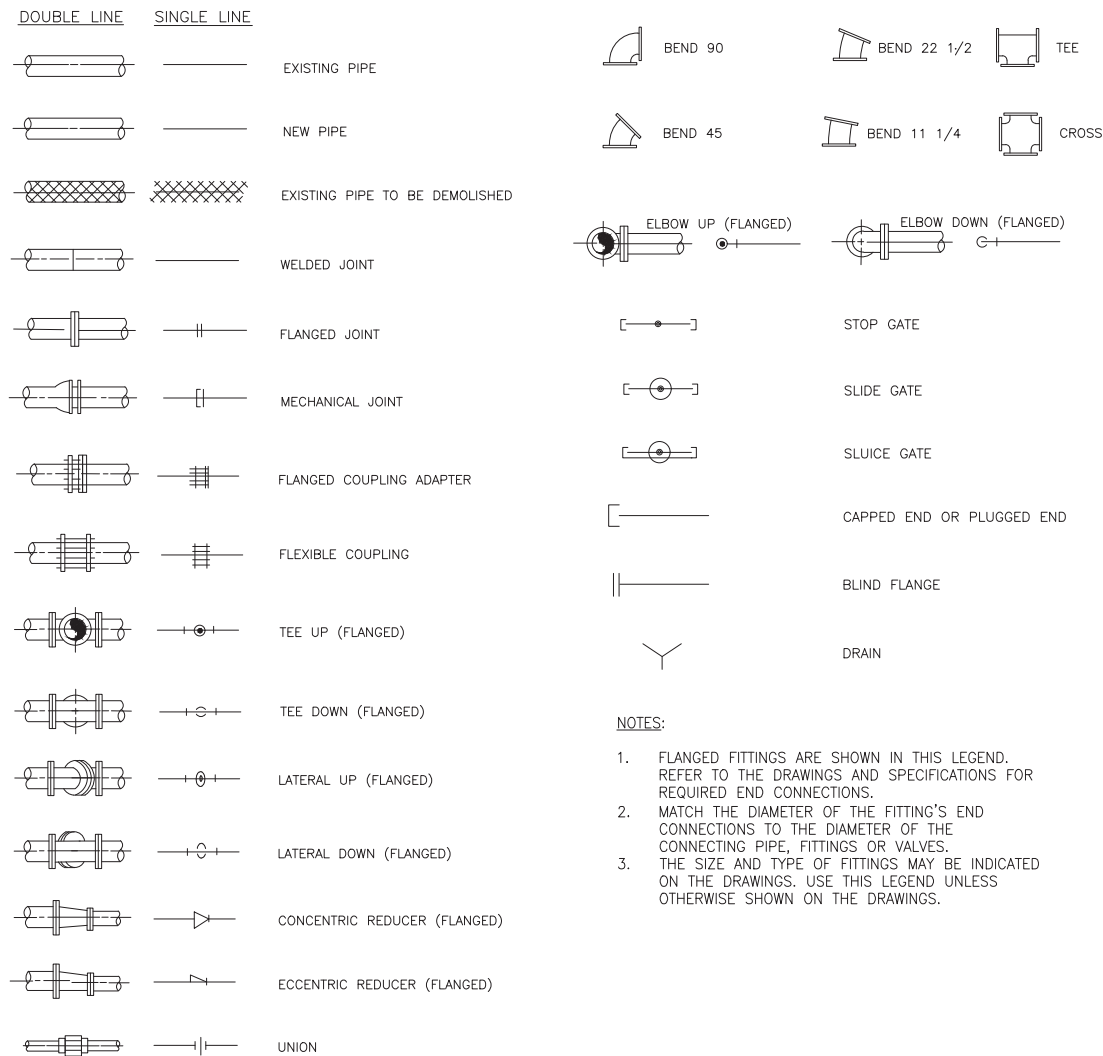
PLANT CONSTRUCTION

CIVIL/SURVEY/EXISTING LEGEND

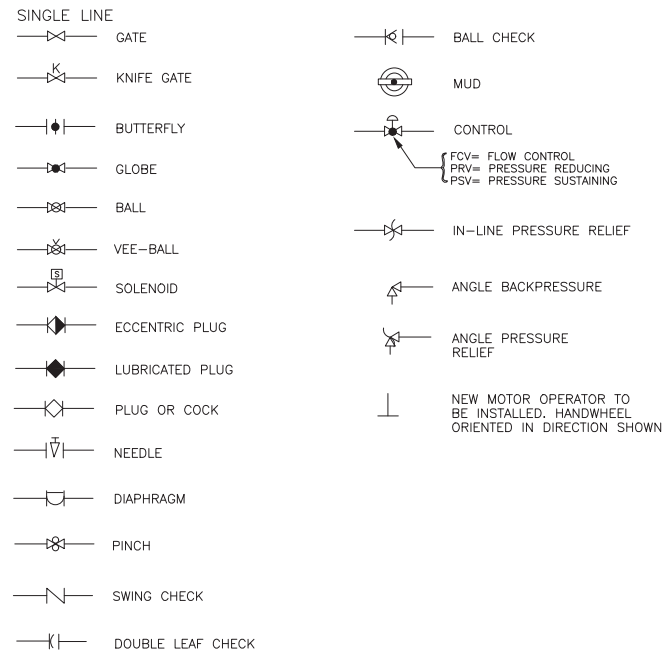
PIPING DESIGNATIONS



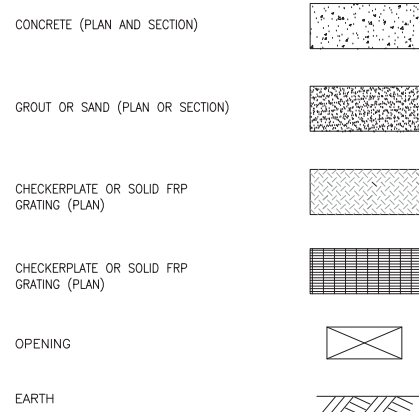
PIPE AND FITTING SYSTEM



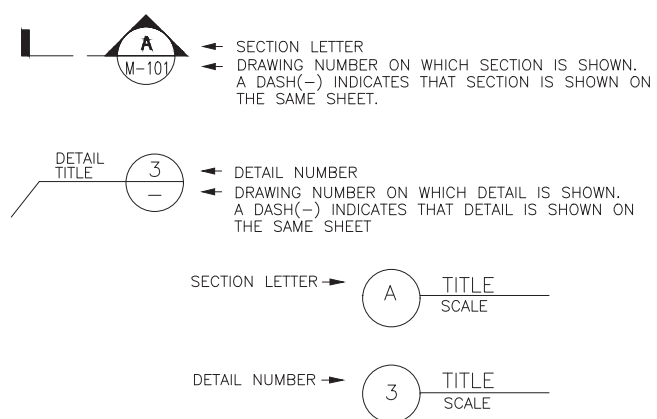
VALVE SYMBOLS



STRUCTURE SYMBOLS



DRAFTING LEGEND



SS	SANITARY SEWER	→	GUY ANCHOR	C	CABLE BOX
FM	SANITARY FORCE MAIN	⊗	CONCRETE UTILITY POLE	T	TELEPHONE RISER
WM	WATER MAIN	○	WOOD UTILITY POLE	⊕	TELEPHONE MANHOLE
SW	STORM WATER	E	ELECTRIC SERVICE	⊖	WATER METER
RWM	REUSE WATER MAIN	HH	HAND HOLE	⊗	WATER VALVE
GAS	NATURAL GAS LINE	F	TRANSFORMER AND SLAB	⊗	IRRIGATION VALVE
CATV	UNDERGROUND CABLE	E	ELECTRIC MANHOLE	⊖	IRRIGATION CONTROL BOX
T	UNDERGROUND TELEPHONE	L	LIGHT POLE	⊖	FIRE HYDRANT
BP	UNDERGROUND POWER LINE	⌋	ELECTRICAL PANEL	D	STORM MANHOLE
O/H	OVERHEAD POWER LINE	TC	TRAFFIC CONTROL BOX	S	SANITARY MANHOLE
3.50	EXISTING GRADE	▷	SANITARY CLEAN-OUT		
5.30	PROPOSED GRADE	○	SIGN		
---	ROW LINE	---	EDGE OF PAVEMENT		
---	PROPERTY LINE	---	CURB		
---	EASEMENT	---	EXISTING STORMWATER		
█	EXISTING DISCHARGE PIPELINE	█	NEW STORM TRUNKLINE		
---	CCCL (COASTAL CONSTRUCTION LINE)	---	REMOVE EXISTING STORMWATER		
---	CSSL (COLLIER COUNTY SETBACK LINE)	█	EXISTING CONCRETE SIDEWALK		
---	ECL (EROSION CONTROL LINE)	█	EXISTING CONCRETE DRIVEWAY		
---	HARD BOTTOM EDGE 2015	█	PROPOSED TRUNKLINE VAULT		
---	HARD BOTTOM 2003	○	PROPOSED DRAINAGE STRUCTURE		
		█	EXISTING DRAINAGE STRUCTURE		
AC	ASBESTOS CONCRETE PIPE	SPOT ELEV	× 5.30		
BE	BURIED ELECTRIC	WATER SURFACE ELEVATION	EL. 47.0		
DIP	DUCTILE IRON PIPE	FENCE (NEW)	×-×-×-×-×-×		
NO.	NUMBER				
N	NORTHING				
E	EASTING				
ELEV	ELEVATION				
DESC	DESCRIPTION				
FM	FORCE MAIN				
FP&L	FLORIDA POWER AND LIGHT				
HDPE	HIGH DENSITY POLYETHYLENE PIPE				
IRCF	IRON ROD AND CAP FOUND				
NDS	NAIL AND DISK SET				
NDF	NAIL AND DISK FOUND				
LB	LICENSED BUSINESS				
PVC	POLY VINYL CHLORIDE PIPE				
RCP	REINFORCED CONCRETE PIPE				
TBM	TEMPORARY BENCH MARK				
VH	VERIFIED VERTICAL AND HORIZONTAL				
WM	WATER MAIN				
MPS	MASTER PUMP STATION				
MCC	MOTOR CONTROL CENTER				
ATS	AUTOMATIC TRANSFER SWITCH				
PID	PROPORTIONAL INTEGRAL DERIVATIVE				
PLC	PROGRAMMABLE LOGIC CONTROLLER				
IO	INPUT/OUTPUT				

Z:\CADD_Graphics\US Projects\16-329_Naples Outfalls_Phase II\Design\16-329_Naples Outfalls_60-90% Drawings_2018.07.02.dwg Jul 13, 2018 12:52pm

REV 1	City of Naples Comments	KME	APPROVED	18.07.12	ISSUED	60% DESIGN DRAWINGS	KME	APPROVED	18.03.14
Revision	By	Appd.	YY.MM.DD	Issued	By	Appd.	YY.MM.DD		

Consultants

5801 Pelican Bay Boulevard, Suite 300
Naples, FL 34108
www.stantec.com

7201 Delaney Court
Sarasota, FL 32420
www.ericksonconsultingengineers.com

Copyright Reserved
The Contractor shall verify and be responsible for all dimensions. DO NOT scale the drawing - any errors or omissions shall be reported to Erickson Consulting Engineers (ECE) without delay. The Copyrights to all designs and drawings are the property of ECE. Reproduction or use for any purpose other than that authorized by ECE is forbidden.

Client/Project

CITY OF NAPLES
735 8th St S
NAPLES, FL.
Naples Beach Restoration & Water Quality Improvement Project

File Name: 16-329_Naples Outfalls 60% Design Set.dwg

MDP	CLP	KME	18.07.02
Dwn.	Chkd.	Dsgn.	YY.MM.DD



Title

LEGEND & ABBREVIATIONS

Project No.	Scale	
16-329	AS NOTED	
Drawing No.	Sheet	Revision
	2	0



Revision	City of Naples Comments	By	Appd.	18.07.12

Issued	60% DESIGN DRAWINGS	By	Appd.	18.03.14

Consultants

ECE
Erickson Consulting Engineers


7201 Delaney Court
Sarasota, FL 32420
www.ericksonconsultingengineers.com

Copyright Reserved
The Contractor shall verify and be responsible for all dimensions. DO NOT scale the drawing - any errors or omissions shall be reported to Erickson Consulting Engineers (ECE) without delay. The Copyrights to all designs and drawings are the property of ECE. Reproduction or use for any purpose other than that authorized by ECE is forbidden.

Client/Project
CITY OF NAPLES
735 8th St S
NAPLES, FL.
Naples Beach Restoration
& Water Quality
Improvement Project

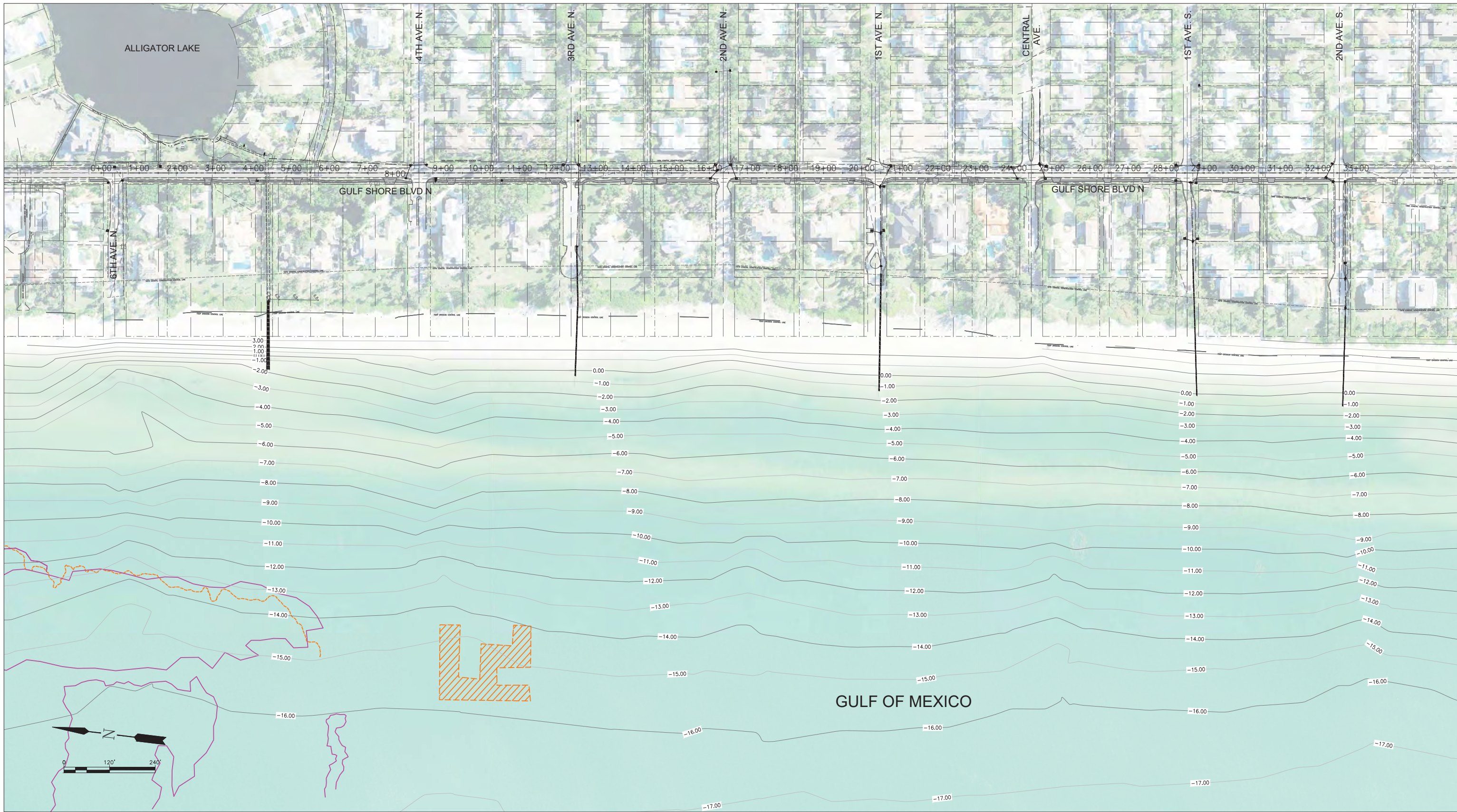
File Name: 16-329_Naples Outfalls 60% Design Set.dwg

MDP	CLP	KME	18.07.02
Dwn.	Chkd.	Dsgn.	YY.MM.DD



Title PROJECT KEY SHEET		
Project No. 16-329	Scale AS NOTED	Revision 0
Drawing No.	Sheet 3	Revision

Z:\CADD_Graphics\US Projects\16-329_Naples Outfalls_Phase I\Design\16-329_Naples Outfalls_60-90% Drawings_2018.07.02.dwg Jul 13, 2018 12:51pm



REV 1	City of Naples Comments	KME	APPROVED	18.07.12
By		Appd.	YY.MM.DD	
Revision				

ISSUED	60% DESIGN DRAWINGS	KME	APPROVED	18.03.14
By		Appd.	YY.MM.DD	
Issued				

Consultants

ECE
Erickson Consulting Engineers

7201 Delaney Court
Sarasota, FL 32420
www.ericksonconsultingengineers.com


Copyright Reserved

The Contractor shall verify and be responsible for all dimensions. DO NOT scale the drawing - any errors or omissions shall be reported to Erickson Consulting Engineers (ECE) without delay. The Copyrights to all designs and drawings are the property of ECE. Reproduction or use for any purpose other than that authorized by ECE is forbidden.

Client/Project
CITY OF NAPLES
735 8th St S
NAPLES, FL.
Naples Beach Restoration
& Water Quality
Improvement Project

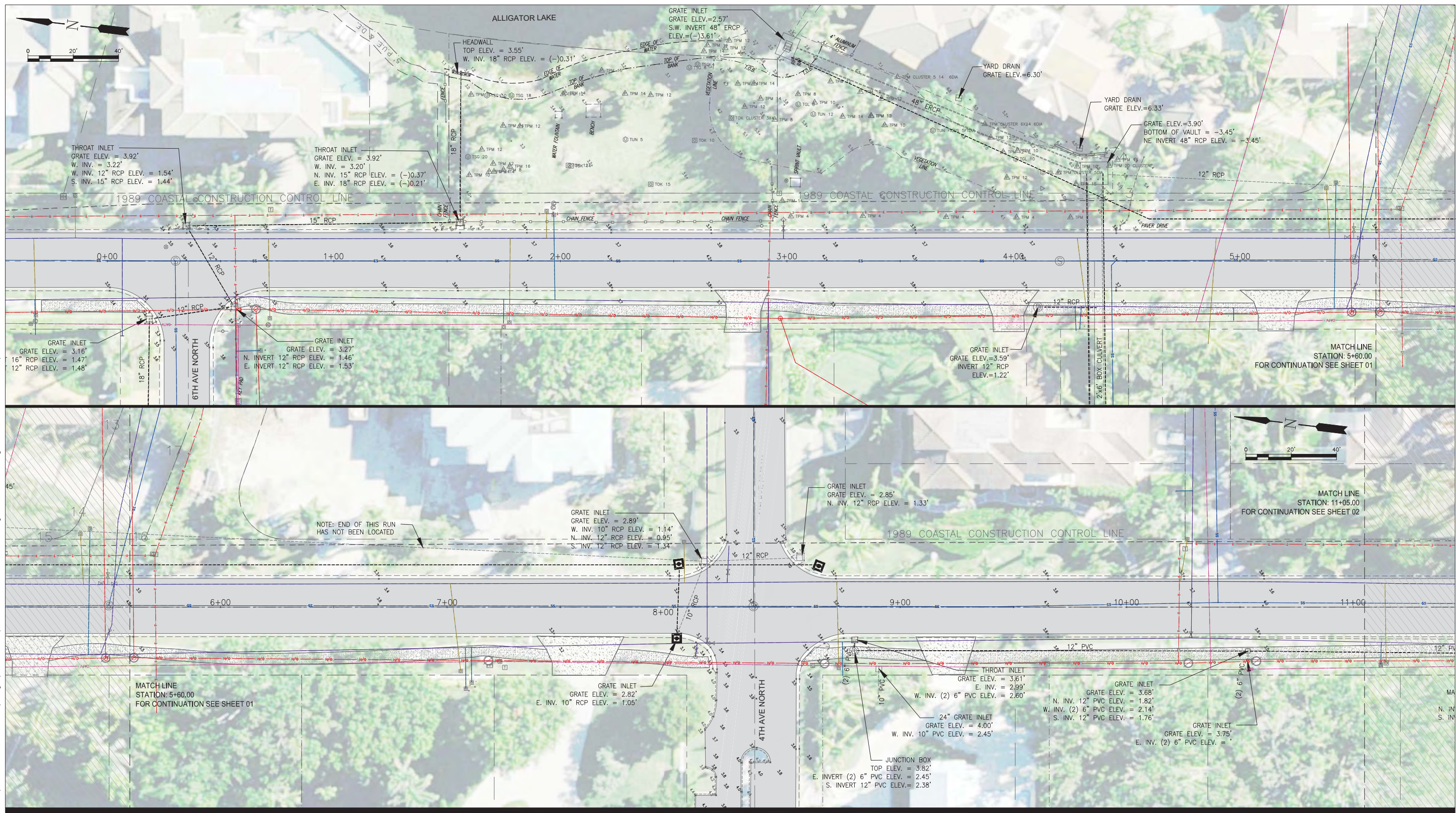
File Name: 16-329_Naples Outfalls 60% Design Set.dwg

MDP	CIP	KME	18.07.02
Dwn.	Chkd.	Dsgn.	YY.MM.DD



Title EXISTING CONDITIONS OVERALL PLAN		
Project No. 16-329	Scale AS NOTED	Revision 0
Drawing No.	Sheet 4	Revision

Z:\CADD_Graphics\US Projects\16-329_Naples Outfalls_Phase II\Design\16-329_Naples Outfalls_60-90% Drawings_2018.07.12.dwg Jul 16, 2018 2:12pm



REV 1	City of Naples Comments	KME	APPROVED	18.07.12
Revision		By	Appd.	YY.MM.DD

ISSUED	60% DESIGN DRAWINGS	KME	APPROVED	18.03.14
Issued		By	Appd.	YY.MM.DD

Consultants

ECE
Erickson Consulting Engineers

7201 Delaine Court
Sarasota, FL 32420
www.ericksonconsultingengineers.com


Copyright Reserved

The Contractor shall verify and be responsible for all dimensions. DO NOT scale the drawing - any errors or omissions shall be reported to Erickson Consulting Engineers (ECE) without delay. The Copyrights to all designs and drawings are the property of ECE. Reproduction or use for any purpose other than that authorized by ECE is forbidden.

Client/Project
CITY OF NAPLES
735 8th St S
NAPLES, FL.
Naples Beach Restoration
& Water Quality
Improvement Project

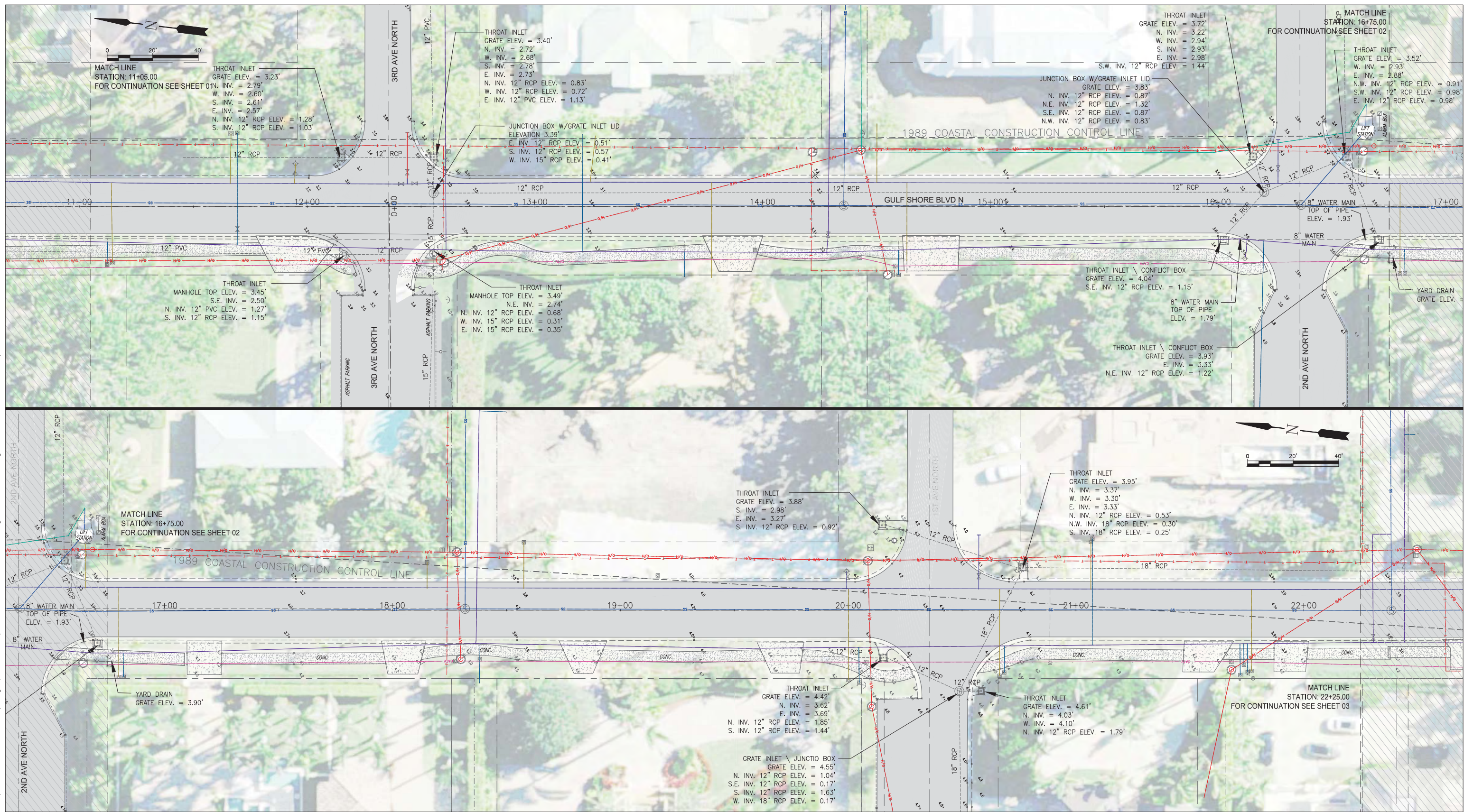
File Name: 16-329_Naples Outfalls 60% Design Set.dwg

MDP	CIP	KME	18.07.02
Dwn.	Chkd.	Dsgn.	YY.MM.DD



Title EXISTING CONDITIONS	
Project No. 16-329	Scale AS NOTED
Drawing No. 5	Sheet Revision 0

Z:\CADD_Graphics\US Projects\16-329_Naples Outfalls_Phase II\Design\16-329_Naples Outfalls_2018.07.02.dwg Jul 13, 2018 - 12:37pm



REV 1	City of Naples Comments	KME	APPROVED	18.07.12	ISSUED	60% DESIGN DRAWINGS	KME	APPROVED	18.03.14
Revision	By	Appd.	YY.MM.DD	Issued	By	Appd.	YY.MM.DD		

Consultants

ECE
 Erickson Consulting Engineers


7201 Delaney Court
 Sarasota, FL 32420
 www.ericksonconsultingengineers.com

Copyright Reserved
 The Contractor shall verify and be responsible for all dimensions. DO NOT scale the drawing - any errors or omissions shall be reported to Erickson Consulting Engineers (ECE) without delay. The Copyrights to all designs and drawings are the property of ECE. Reproduction or use for any purpose other than that authorized by ECE is forbidden.

Client/Project
CITY OF NAPLES
 735 8th St S
 NAPLES, FL
 Naples Beach Restoration
 & Water Quality
 Improvement Project

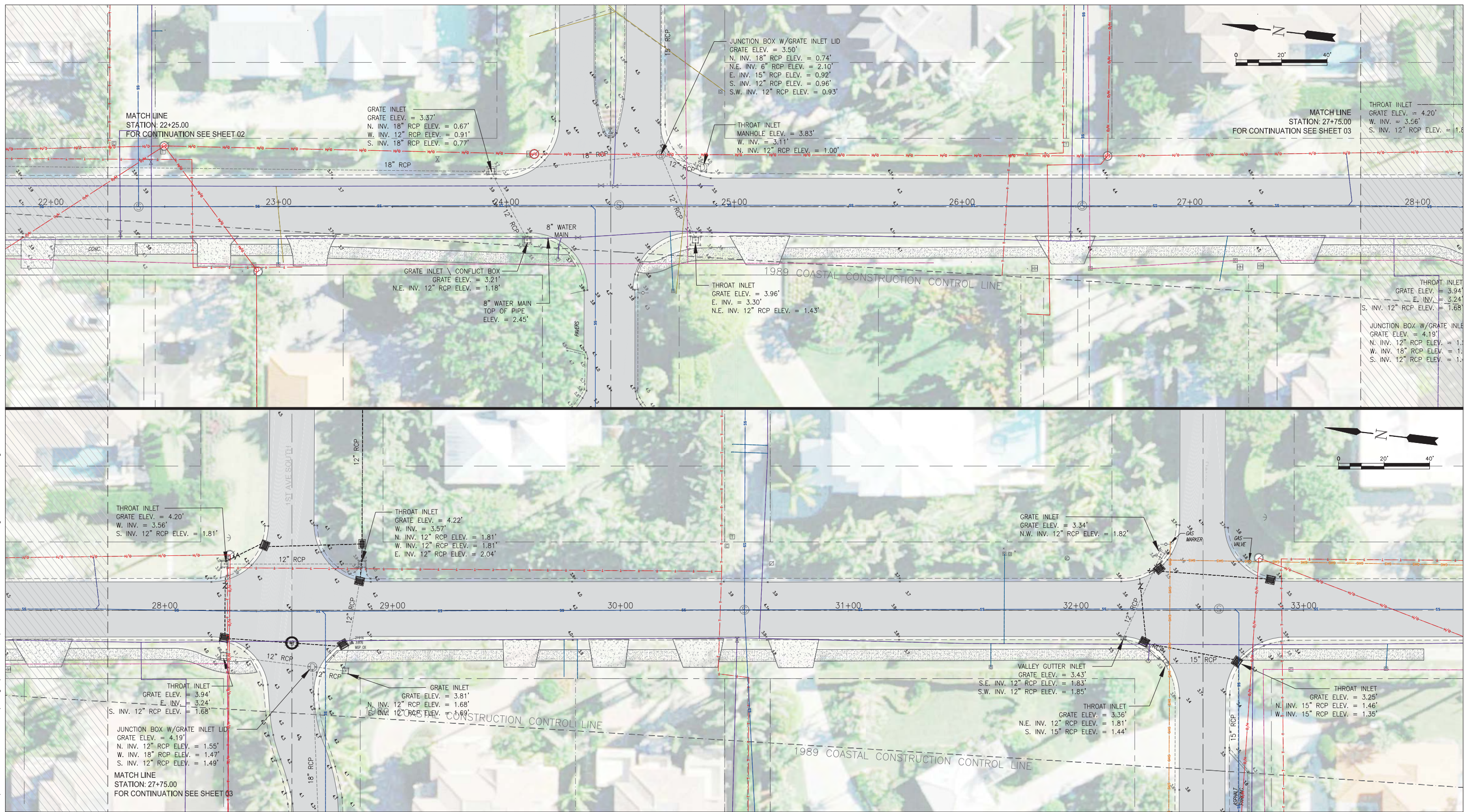
File Name: 16-329_Naples Outfalls 60% Design Set.dwg

MDP	CIP	KME	18.07.02
Dwn.	Chkd.	Dsgn.	YY.MM.DD



Title		EXISTING CONDITIONS	
Project No.	Scale	AS NOTED	
16-329	Sheet	Revision	
Drawing No.	6	0	

Z:\CADD_Graphics\US Projects\16-329_Naples Outfalls_Phase II\Design\16-329_Naples Outfalls_60-90% Drawings_2018.07.02.dwg Jul 13, 2018 12:37pm



REV 1	City of Naples Comments	KME	APPROVED	18.07.12
By	Appd.	YY.MM.DD		
Revision				

ISSUED	60% DESIGN DRAWINGS	KME	APPROVED	18.03.14
By	Appd.	YY.MM.DD		
Issued				

Consultants

ECE
Erickson Consulting Engineers


7201 Delaney Court
Sarasota, FL 32420
www.ericksonconsultingengineers.com

Copyright Reserved
The Contractor shall verify and be responsible for all dimensions. DO NOT scale the drawing - any errors or omissions shall be reported to Erickson Consulting Engineers (ECE) without delay. The Copyrights to all designs and drawings are the property of ECE. Reproduction or use for any purpose other than that authorized by ECE is forbidden.

Client/Project
CITY OF NAPLES
735 8th St S
NAPLES, FL.
Naples Beach Restoration
& Water Quality
Improvement Project

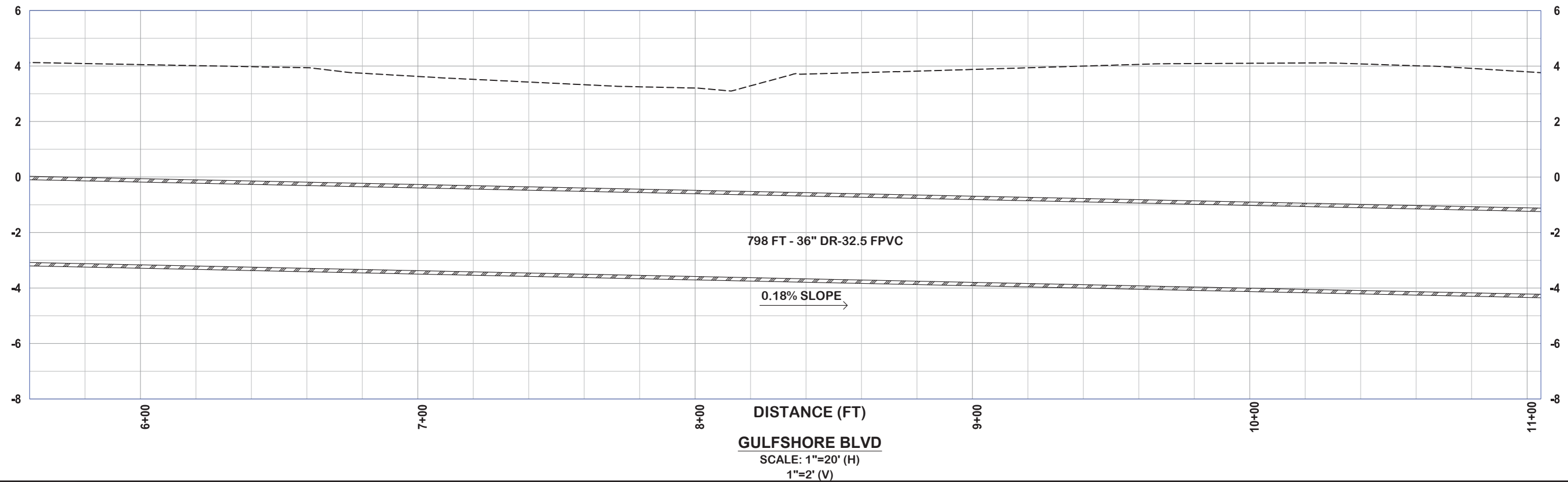
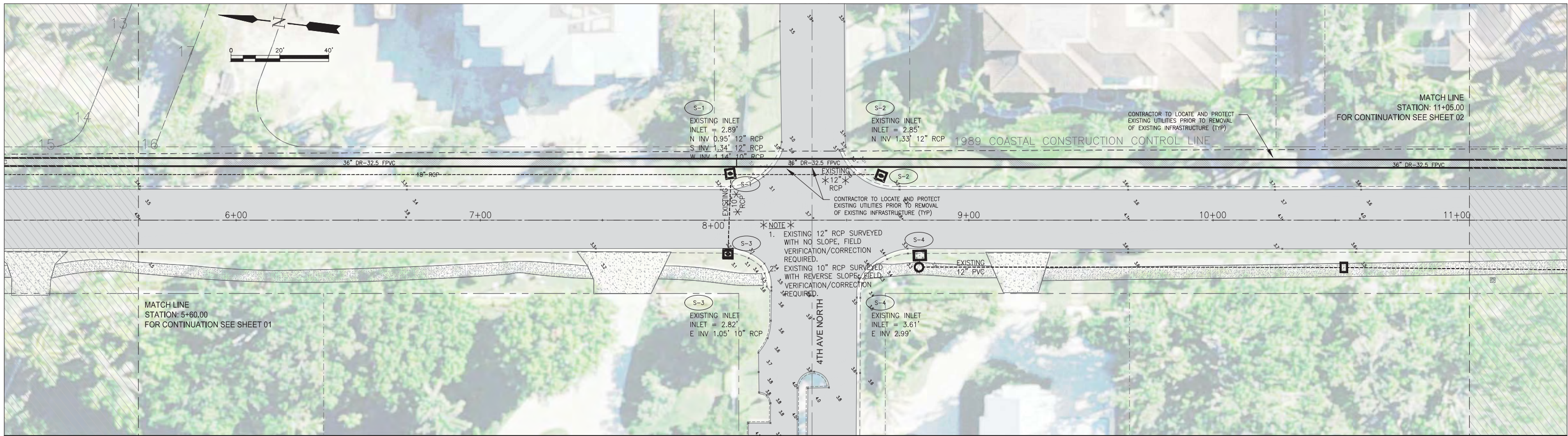
File Name: 16-329_Naples Outfalls 60% Design Set.dwg

MDP	CIP	KME	18.07.02
Dwn.	Chkd.	Dsgn.	YY.MM.DD



Title		EXISTING CONDITIONS	
Project No.	Scale	AS NOTED	
16-329			
Drawing No.	Sheet	Revision	
	7	0	

Z:\CADD_Graphics\US Projects\16-329_Naples Outfalls_Phase I\Design\16-329_Naples Outfalls_60-90% Drawings_2018.07.02.dwg Jul 13, 2018 12:36pm



Revision	By	Appd.	Date	Comments
REV 1	KME	APPROVED	18.07.12	City of Naples Comments

Issued	By	Appd.	Date	Comments
ISSUED	KME	APPROVED	18.03.14	60% DESIGN DRAWINGS

Consultants

ECE
Erickson Consulting Engineers

7201 Delaney Court
Sarasota, FL 32420
www.ericksonconsultingengineers.com

Copyright Reserved


The Contractor shall verify and be responsible for all dimensions. DO NOT scale the drawing - any errors or omissions shall be reported to Erickson Consulting Engineers (ECE) without delay. The Copyrights to all designs and drawings are the property of ECE. Reproduction or use for any purpose other than that authorized by ECE is forbidden.

Client/Project

CITY OF NAPLES
735 8th St S
NAPLES, FL.
Naples Beach Restoration & Water Quality Improvement Project

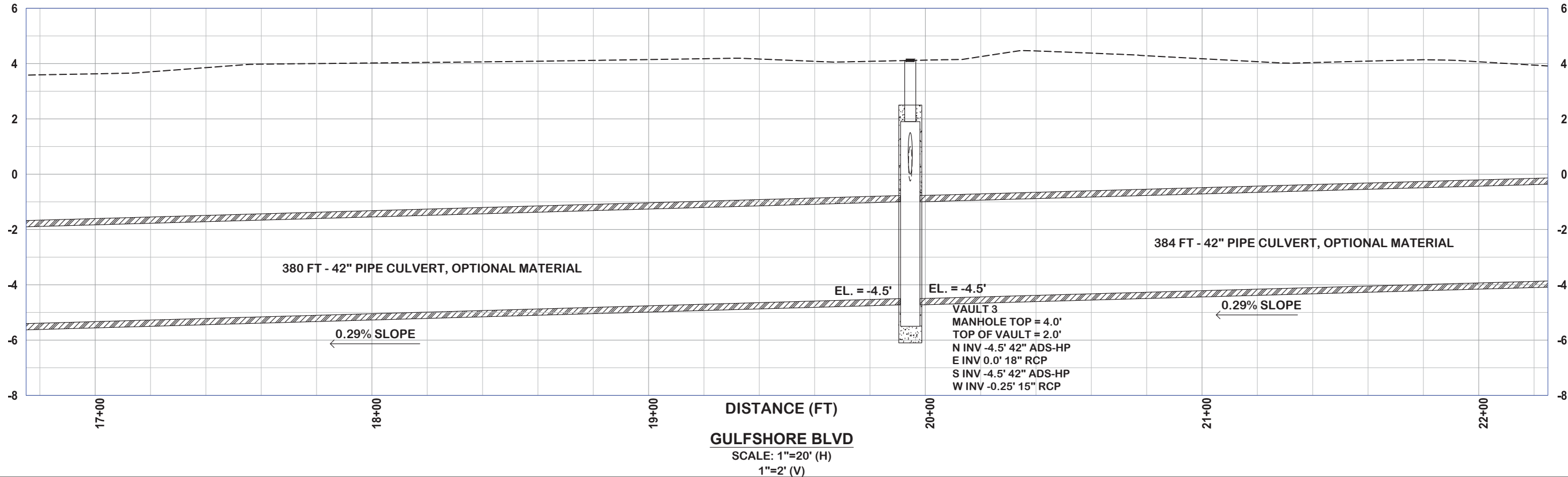
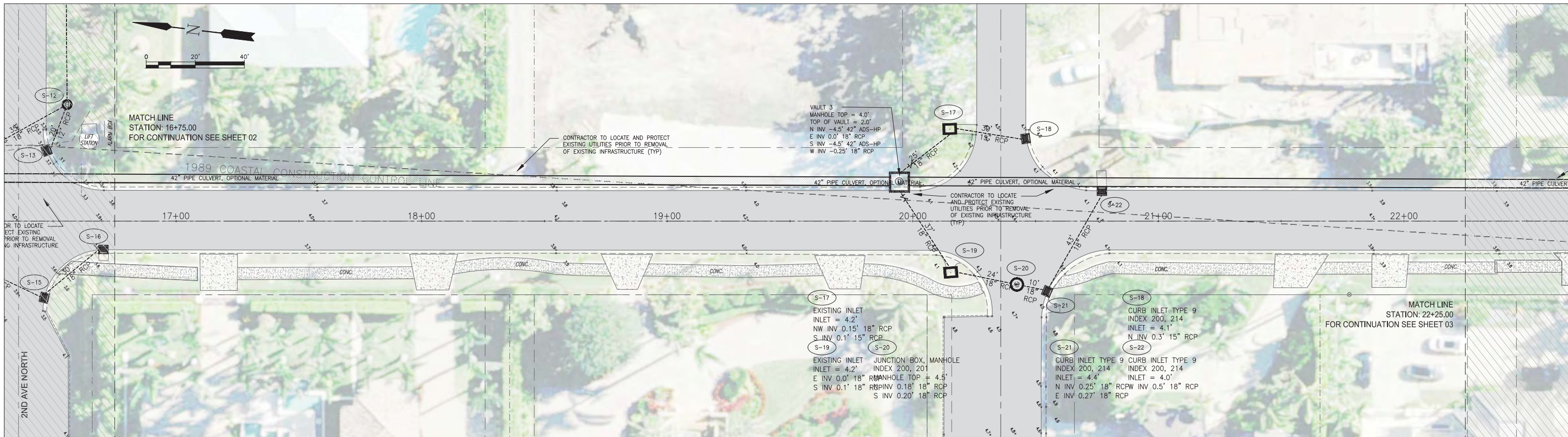
File Name: 16-329_Naples Outfalls 60% Design Set.dwg

MDP	CLP	KME	18.07.02
Dwn.	Chkd.	Dsgn.	YY.MM.DD



Title	
PLAN AND PROFILE STA. 5+60 - 11+05	
Project No. 16-329	Scale AS NOTED
Drawing No.	Revision
10	0

Z:\CADD_Graphics\US Projects\16-329_Naples Outfalls_Phase I\Design\16-329_Naples Outfalls_60-90% Drawings_2018.07.12.dwg Jul 16, 2018 - 2:07pm



Revision	By	Appd.	Date	Issued	By	Appd.	Date
REV 1	City of Naples Comments	KME	APPROVED 18.07.12	ISSUED 60% DESIGN DRAWINGS	KME	APPROVED 18.03.14	
			YY.MM.DD				YY.MM.DD

Consultants

ECE
Erickson Consulting Engineers

7201 Delaney Court
Sarasota, FL 32420
www.ericksonconsultingengineers.com


Copyright Reserved

The Contractor shall verify and be responsible for all dimensions. DO NOT scale the drawing - any errors or omissions shall be reported to Erickson Consulting Engineers (ECE) without delay. The Copyrights to all designs and drawings are the property of ECE. Reproduction or use for any purpose other than that authorized by ECE is forbidden.

Client/Project
CITY OF NAPLES
735 8th St S
NAPLES, FL.
Naples Beach Restoration
& Water Quality
Improvement Project

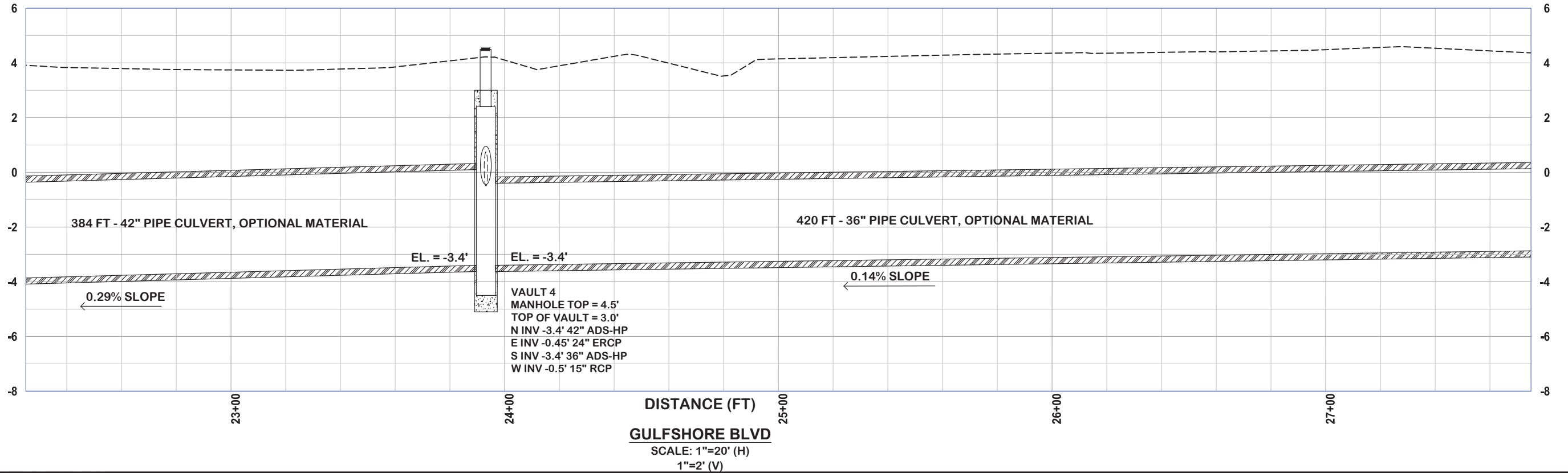
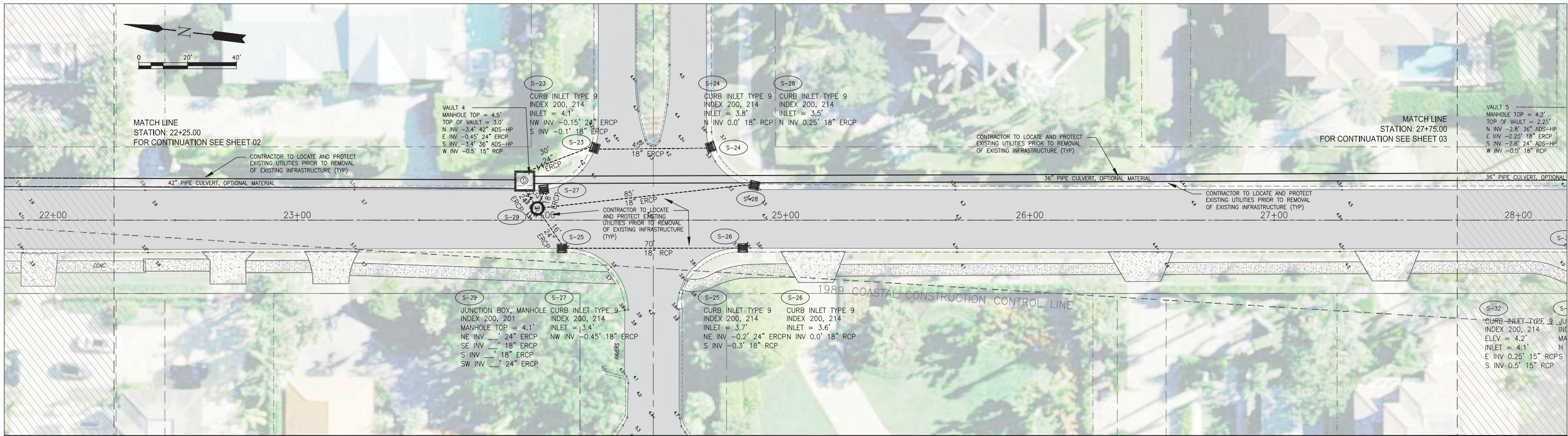
File Name: 16-329_Naples Outfalls 60% Design Set.dwg

MDP	CLP	KME	18.07.02
Dwn.	Chkd.	Dsgn.	YY.MM.DD



Title	
PLAN AND PROFILE STA. 16+75 - 22+25	
Project No. 16-329	Scale AS NOTED
Drawing No.	Sheet 12
	Revision 0

Z:\CADD_Graphics\US Projects\16-329_Naples Outfalls_Phase I\Design\16-329_Naples Outfalls_60-90% Drawings_2018.07.02.dwg Jul 13, 2018 - 12:35pm



REV	City of Naples Comments	KME	APPROVED	18.07.12
By	Appd.	YY.MM.DD		

ISSUED	60% DESIGN DRAWINGS	KME	APPROVED	18.03.14
By	Appd.	YY.MM.DD		

CONSULTANTS

ECE
Erickson Consulting Engineers

7201 Delaney Court
Sarasota, FL 32420
www.ericksonconsultingengineers.com


Copyright Reserved

The Contractor shall verify and be responsible for all dimensions. DO NOT scale the drawing - any errors or omissions shall be reported to Erickson Consulting Engineers (ECE) without delay. The Copyrights to all designs and drawings are the property of ECE. Reproduction or use for any purpose other than that authorized by ECE is forbidden.

Client/Project
CITY OF NAPLES
735 8th St S
NAPLES, FL.
Naples Beach Restoration
& Water Quality
Improvement Project

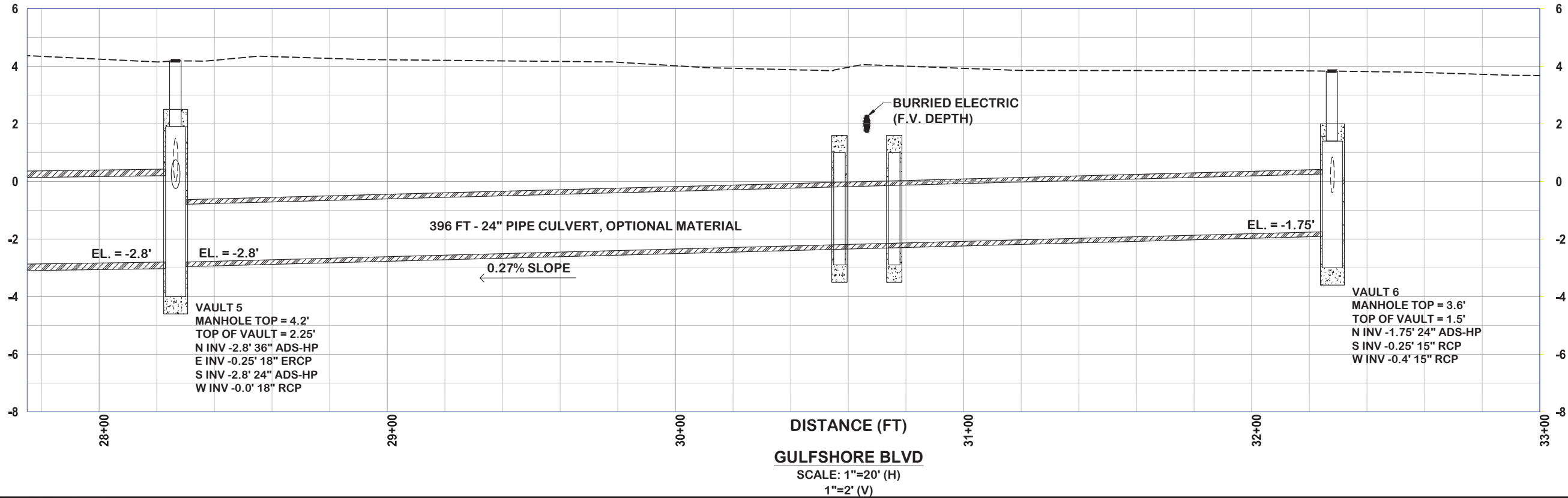
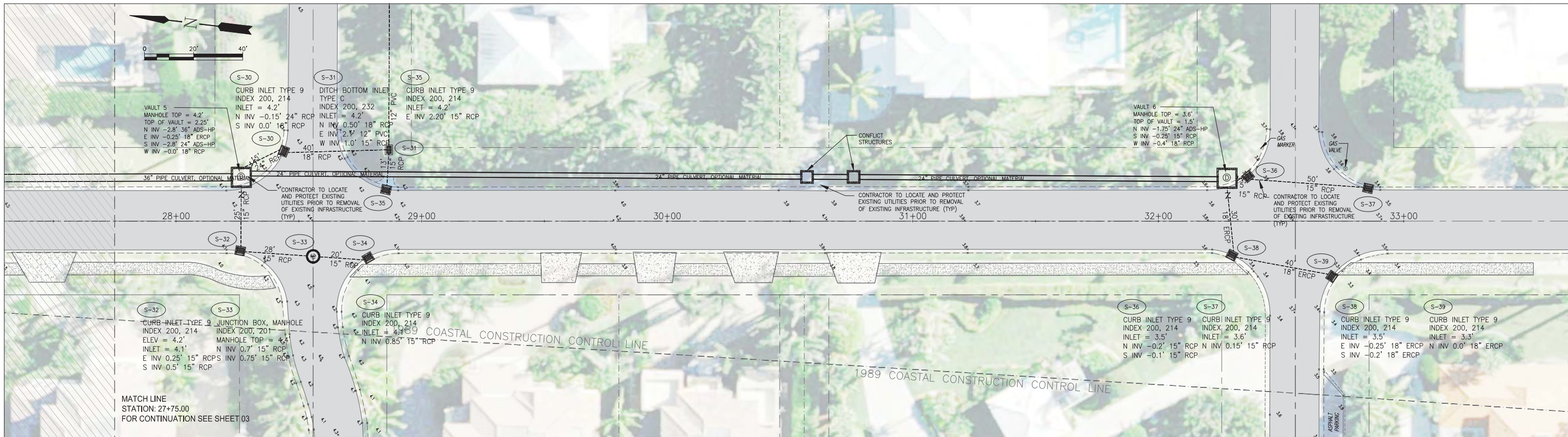
File Name: 16-329_Naples Outfalls 60% Design Set.dwg

MDP	CLP	KME	18.07.02
Dwn.	Chkd.	Dsgn.	YY.MM.DD



Title	
PLAN AND PROFILE STA. 22+25 - 27+75	
Project No. 16-329	Scale AS NOTED
Drawing No.	Sheet 13
Revision 0	

Z:\CADD_Graphics\US Projects\16-329_Naples Outfalls_Phase I\Design\16-329_Naples Outfalls_60-90% Drawings_2018.07.12.dwg Jul 16, 2018 - 2:07pm



Revision	City of Naples Comments	By	Appd.	18.07.12

Issued	60% DESIGN DRAWINGS	By	Appd.	18.03.14

Consultants

ECE
 Erickson Consulting Engineers

7201 Delaney Court
 Sarasota, FL 32420
 www.ericksonconsultingengineers.com


Copyright Reserved

The Contractor shall verify and be responsible for all dimensions. DO NOT scale the drawing - any errors or omissions shall be reported to Erickson Consulting Engineers (ECE) without delay. The Copyrights to all designs and drawings are the property of ECE. Reproduction or use for any purpose other than that authorized by ECE is forbidden.

Client/Project
CITY OF NAPLES
 735 8th St S
 NAPLES, FL.
 Naples Beach Restoration
 & Water Quality
 Improvement Project

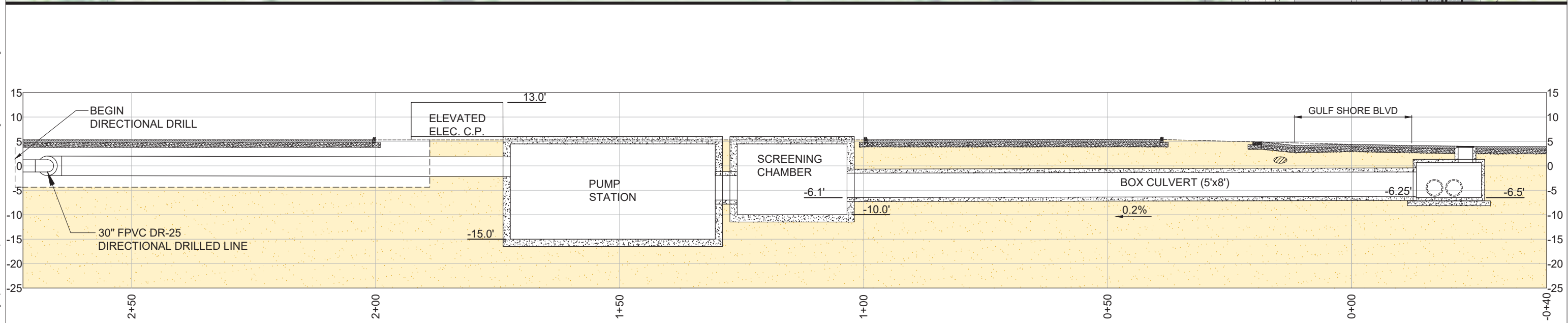
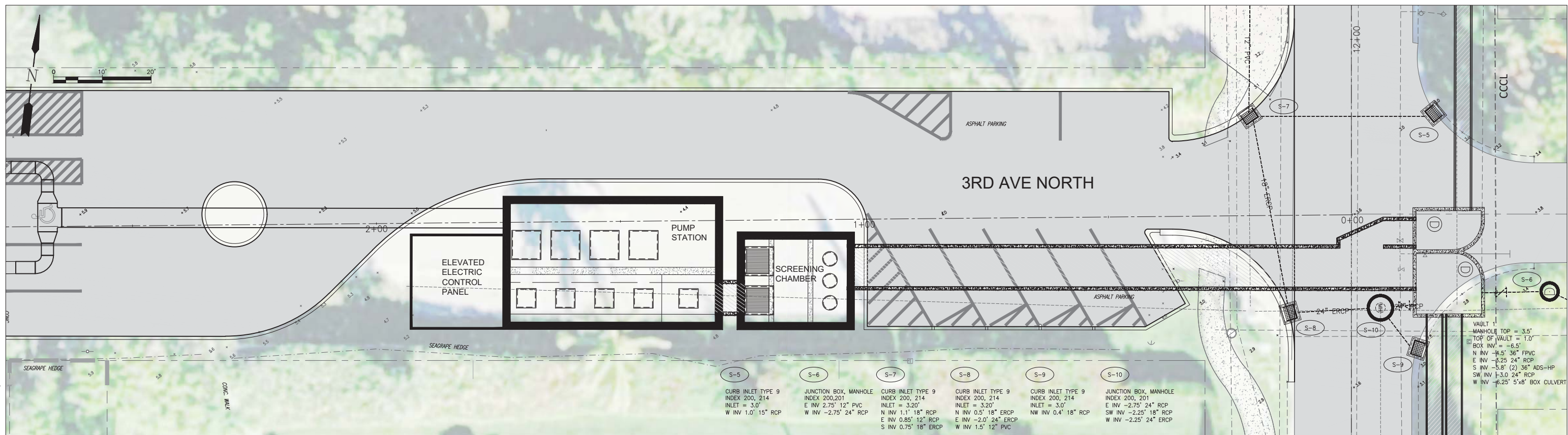
File Name: 16-329_Naples Outfalls 60% Design Set.dwg

MDP	CLP	KME	18.07.02
Dwn.	Chkd.	Dsgn.	YY.MM.DD



Title	
PLAN AND PROFILE STA. 27+75 - 33+00	
Project No. 16-329	Scale AS NOTED
Drawing No.	Sheet 14
Revision	0

Z:\CADD_Graphics\US Projects\16-329_Naples Outfalls_Phase I\Design\16-329_Naples Outfalls_2018.07.12.dwg Jul 16, 2018 - 2:03pm



Revision	By	Appd.	YY.MM.DD
REV 1	City of Naples Comments	KME	APPROVED 18.07.12
			YY.MM.DD

Issued	By	Appd.	YY.MM.DD
ISSUED	60% DESIGN DRAWINGS	KME	APPROVED 18.03.14
			YY.MM.DD

Consultants

ECE
Erickson Consulting Engineers

7201 Delaney Court
Sarasota, FL 32420
www.ericksonconsultingengineers.com


Copyright Reserved

The Contractor shall verify and be responsible for all dimensions. DO NOT scale the drawing - any errors or omissions shall be reported to Erickson Consulting Engineers (ECE) without delay. The Copyrights to all designs and drawings are the property of ECE. Reproduction or use for any purpose other than that authorized by ECE is forbidden.

Client/Project
CITY OF NAPLES
735 8th St S
NAPLES, FL.
Naples Beach Restoration
& Water Quality
Improvement Project

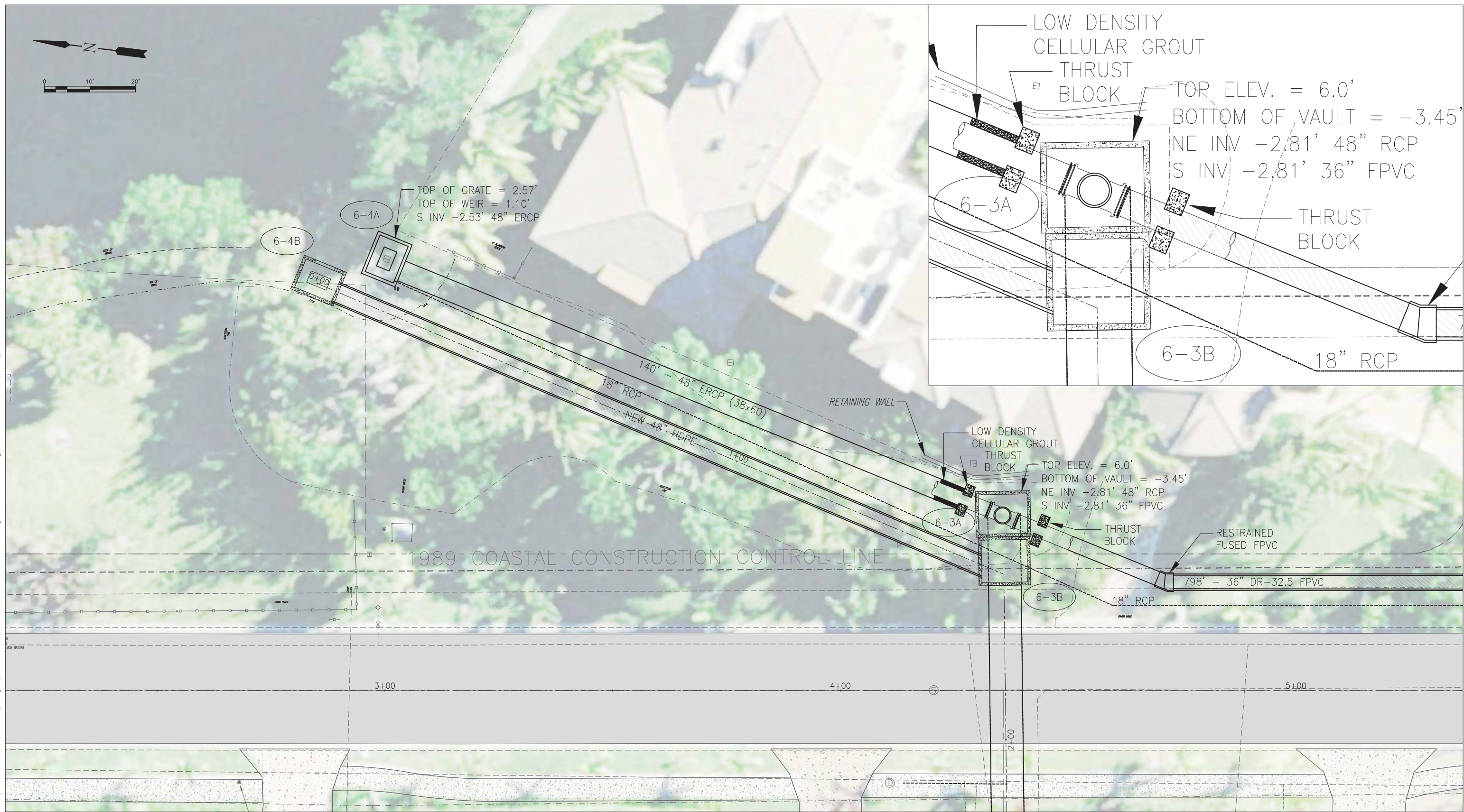
File Name: 16-329_Naples Outfalls 60% Design Set.dwg

MDP	CLP	KME	18.07.02
Dwn.	Chkd.	Dsgn.	YY.MM.DD



Title	
STORM VAULT THIRD AVENUE NORTH PLAN & PROFILE	
Project No. 16-329	Scale AS NOTED
Drawing No.	Sheet 15
	Revision 0

Z:\CADD_Graphics\US Projects\16-329_Naples Outfalls_Phase I\Design\16-329_Naples Outfalls_60-90% Drawings_2018.07.02.dwg Jul 13, 2018 12:33pm



REV 1	City of Naples Comments	KME	APPROVED	18.07.12
Revision		By	Appd.	YY.MM.DD

ISSUED	60% DESIGN DRAWINGS	KME	APPROVED	18.03.14
Issued		By	Appd.	YY.MM.DD

Consultants

ECE
Erickson Consulting Engineers


7201 Delaney Court
Sarasota, FL 32420
www.ericksonconsultingengineers.com

Copyright Reserved
The Contractor shall verify and be responsible for all dimensions. DO NOT scale the drawing - any errors or omissions shall be reported to Erickson Consulting Engineers (ECE) without delay. The Copyrights to all designs and drawings are the property of ECE. Reproduction or use for any purpose other than that authorized by ECE is forbidden.

Client/Project
CITY OF NAPLES
735 8th St S
NAPLES, FL.
Naples Beach Restoration
& Water Quality
Improvement Project

File Name: 16-329_Naples Outfalls 60% Design Set.dwg

MDP	CLP	KME	18.07.02
Dwn.	Chkd.	Dsgn.	YY.MM.DD



Title	
PINCH VALVE & ALLIGATOR LAKE STORMWATER LINE	
Project No. 16-329	Scale AS NOTED
Drawing No.	Revision
16	0

Z:\CADD_Graphics\US Projects\16-329_Naples Outfalls\16-329_Naples Outfalls_60-90% Drawings_2018.07.02.dwg Jul 13, 2018 - 12:33pm



REV 1	City of Naples Comments	KME	APPROVED	18.07.12
By		Appd.		YY.MM.DD
Revision		By	Appd.	YY.MM.DD

ISSUED	60% DESIGN DRAWINGS	KME	APPROVED	18.03.14
By		Appd.		YY.MM.DD
Issued		By	Appd.	YY.MM.DD

Consultants

ECE
Erickson Consulting Engineers


7201 Delaney Court
Sarasota, FL 32420
www.ericksonconsultingengineers.com

Copyright Reserved
The Contractor shall verify and be responsible for all dimensions. DO NOT scale the drawing - any errors or omissions shall be reported to Erickson Consulting Engineers (ECE) without delay. The Copyrights to all designs and drawings are the property of ECE. Reproduction or use for any purpose other than that authorized by ECE is forbidden.

Client/Project
CITY OF NAPLES
735 8th St S
NAPLES, FL.
Naples Beach Restoration & Water Quality Improvement Project

File Name: 16-329_Naples Outfalls 60% Design Set.dwg

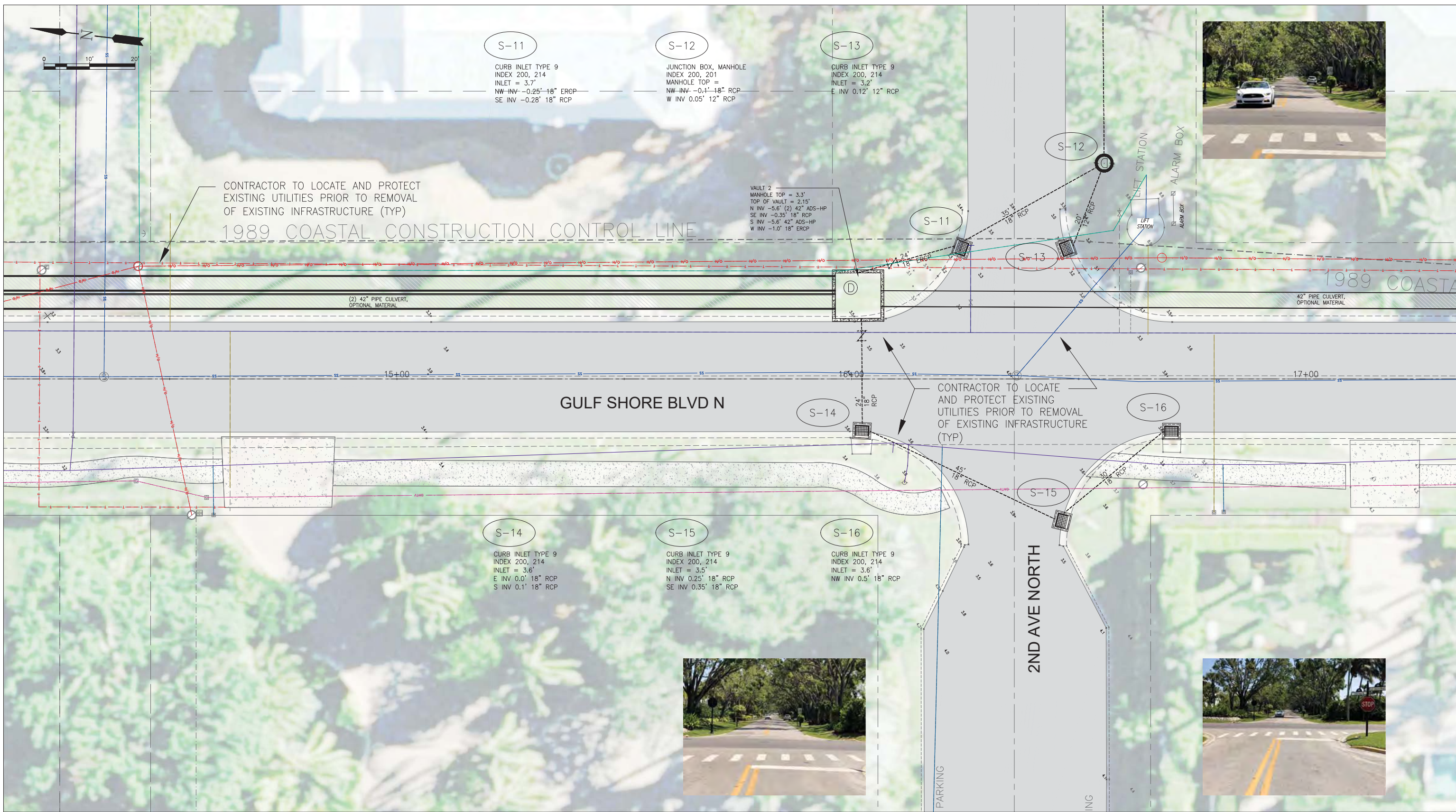
MDP	CIP	KME	18.07.02
Dwn.	Chkd.	Dsgn.	YY.MM.DD



Title
INTERSECTION PLAN DETAILS
4th AVE. NORTH
3rd AVE. NORTH

Project No.	Scale	
16-329	AS NOTED	
Drawing No.	Sheet	Revision
	17	0

Z:\CADD_Graphics\US Projects\16-329_Naples Outfalls_Phase I\Design\16-329_Naples Outfalls_60-90% Drawings_2018.07.02.dwg Jul 13, 2018-12:32pm



Revision	By	Appd.	YY.MM.DD
REV 1	City of Naples Comments	KME	APPROVED 18.07.12

Issued	By	Appd.	YY.MM.DD
ISSUED	60% DESIGN DRAWINGS	KME	APPROVED 18.03.14

Consultants

ECE
Erickson Consulting Engineers

7201 Delaney Court
Sarasota, FL 32420
www.ericksonconsultingengineers.com


Copyright Reserved

The Contractor shall verify and be responsible for all dimensions. DO NOT scale the drawing - any errors or omissions shall be reported to Erickson Consulting Engineers (ECE) without delay. The Copyrights to all designs and drawings are the property of ECE. Reproduction or use for any purpose other than that authorized by ECE is forbidden.

Client/Project
CITY OF NAPLES
735 8th St S
NAPLES, FL.
Naples Beach Restoration & Water Quality Improvement Project

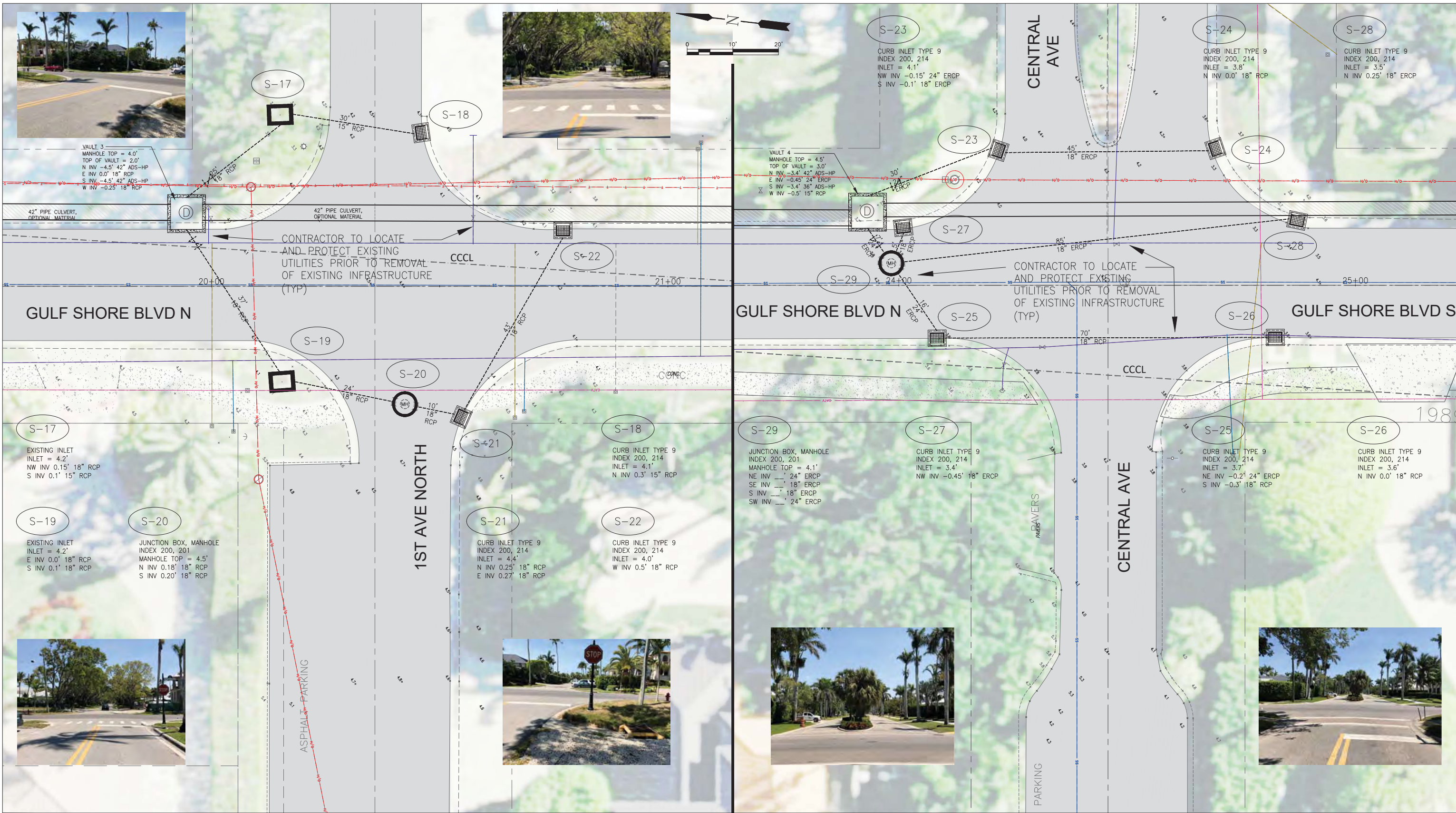
File Name: 16-329_Naples Outfalls 60% Design Set.dwg

MDP	CLP	KME	18.07.02
Dwn.	Chkd.	Dsgn.	YY.MM.DD



Title	
INTERSECTION PLAN DETAILS 2nd AVE. NORTH	
Project No. 16-329	Scale AS NOTED
Drawing No. 18	Sheet 0
Revision	0

Z:\CADD_Graphics\US Projects\16-329_Naples Outfalls_Phase I\Design\16-329_Naples Outfalls_60-90% Drawings_2018.07.02.dwg Jul 13, 2018 12:32pm



REV 1	City of Naples Comments	KME	APPROVED	18.07.12
Revision		By	Appd.	YY.MM.DD

ISSUED	60% DESIGN DRAWINGS	KME	APPROVED	18.03.14
Issued		By	Appd.	YY.MM.DD

Consultants

7201 Delaney Court
 Sarasota, FL 32420
 www.ericksonconsultingengineers.com


Copyright Reserved

The Contractor shall verify and be responsible for all dimensions. DO NOT scale the drawing - any errors or omissions shall be reported to Erickson Consulting Engineers (ECE) without delay. The Copyrights to all designs and drawings are the property of ECE. Reproduction or use for any purpose other than that authorized by ECE is forbidden.

Client/Project
CITY OF NAPLES
 735 8th St S
 NAPLES, FL
 Naples Beach Restoration
 & Water Quality
 Improvement Project

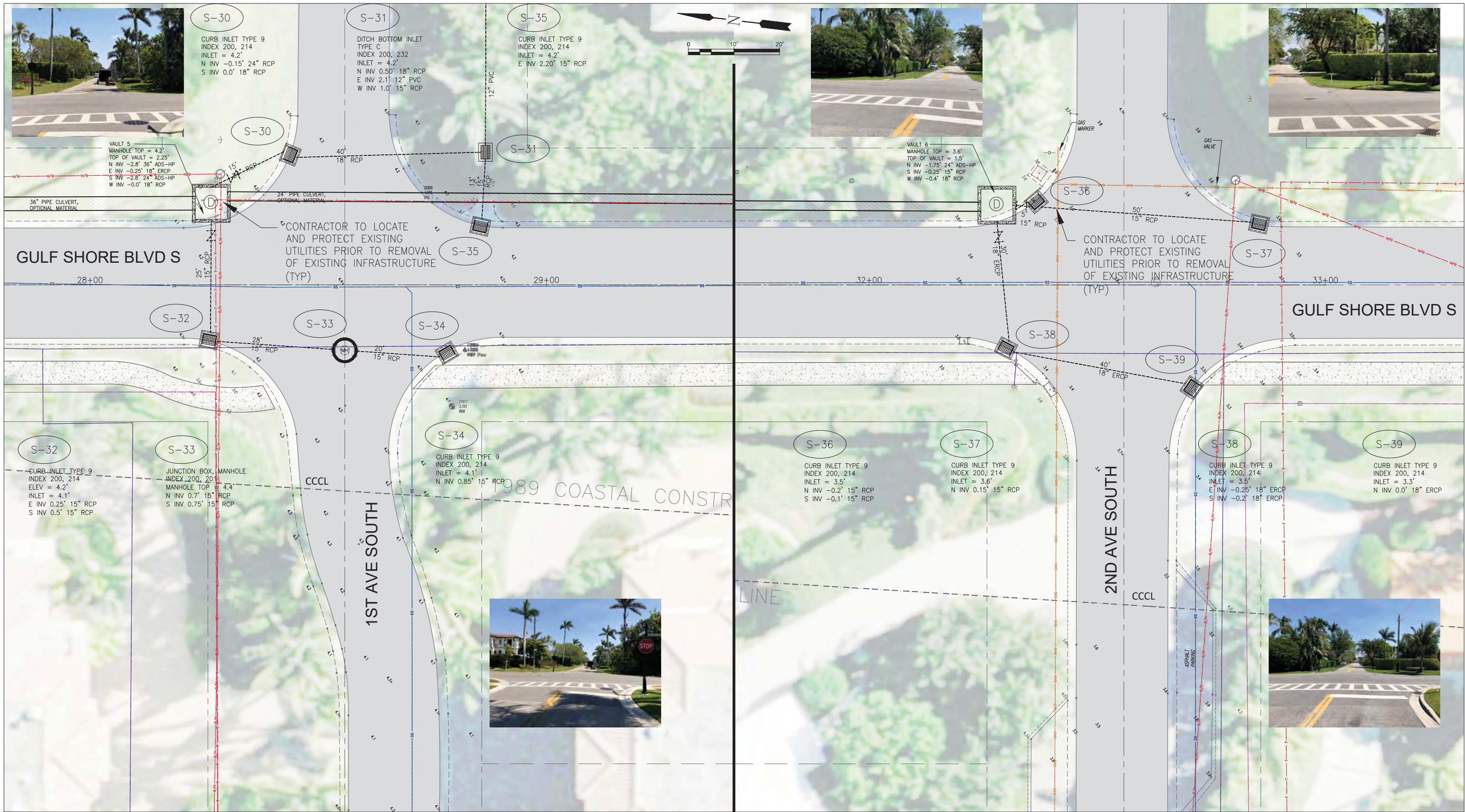
File Name: 16-329_Naples Outfalls 60% Design Set.dwg

MDP	CLP	KME	18.07.02
Dwn.	Chkd.	Dsgn.	YY.MM.DD



Title	
INTERSECTION PLAN DETAILS 1st AVE. NORTH CENTRAL AVE.	
Project No. 16-329	Scale AS NOTED
Drawing No.	Sheet 19
	Revision 0

Z:\CADD_Graphics\US Projects\16-329_Naples Outfalls_Phase I\Design\16-329_Naples Outfalls_60-90% Drawings_2018.07.02.dwg Jul 13, 2018 12:31pm



REV 1	City of Naples Comments	KME	APPROVED	18.07.12
Revision		By	Appd.	YY.MM.DD

ISSUED	60% DESIGN DRAWINGS	KME	APPROVED	18.03.14
Issued		By	Appd.	YY.MM.DD

Consultants	
-------------	--

ECE
Erickson Consulting Engineers


7201 Delaney Court
Sarasota, FL 32420
www.ericksonconsultingengineers.com

Copyright Reserved
The Contractor shall verify and be responsible for all dimensions. DO NOT scale the drawing - any errors or omissions shall be reported to Erickson Consulting Engineers (ECE) without delay. The Copyrights to all designs and drawings are the property of ECE. Reproduction or use for any purpose other than that authorized by ECE is forbidden.

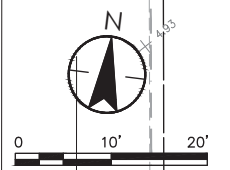
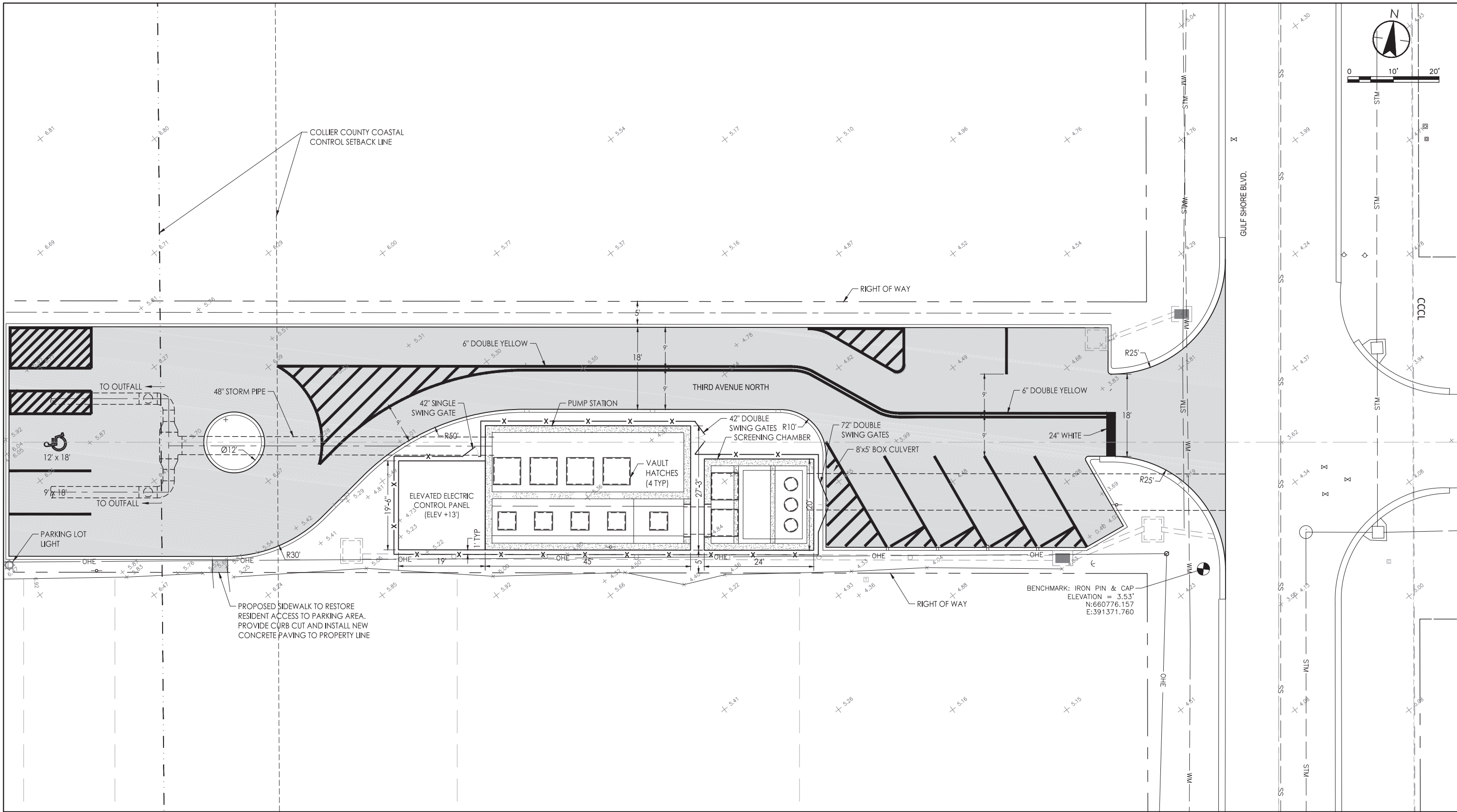
Client/Project
CITY OF NAPLES
735 8th St S
NAPLES, FL.
Naples Beach Restoration
& Water Quality
Improvement Project

File Name: 16-329_Naples Outfalls 60% Design Set.dwg

MDP	CLP	KME	18.07.02
Dwn.	Chkd.	Dsgn.	YY.MM.DD



Title INTERSECTION PLAN DETAILS 1st AVE. SOUTH 2nd AVE. SOUTH			
Project No. 16-329	Scale AS NOTED		
Drawing No.	Sheet 20	Revision 0	



Revision	By	Appd.	Date	Description
1	KME	APPROVED	18.07.12	CITY OF NAPLES COMMENTS

Issued	By	Appd.	Date	Description
	KME	APPROVED	18.03.14	ISSUED 60% DESIGN DRAWINGS

Consultants



5801 Pelican Bay Boulevard, Suite 300
Naples, FL 34108
www.stantec.com



7201 Delaney Court
Sarasota, FL 32420
www.ericksonconsultingengineers.com

Copyright Reserved


The Contractor shall verify and be responsible for all dimensions. DO NOT scale the drawing - any errors or omissions shall be reported to Erickson Consulting Engineers (ECE) without delay. The Copyrights to all designs and drawings are the property of ECE. Reproduction or use for any purpose other than that authorized by ECE is forbidden.

Client/Project

CITY OF NAPLES
735 8th St S
NAPLES, FL.
Naples Beach Restoration
& Water Quality
Improvement Project

File Name: 16-329_Naples Outfalls 60% Design Set.dwg

SRP	KKB	JRG	2018.03
Dwnl.	Chkd.	Dsgn.	YYYY.MM

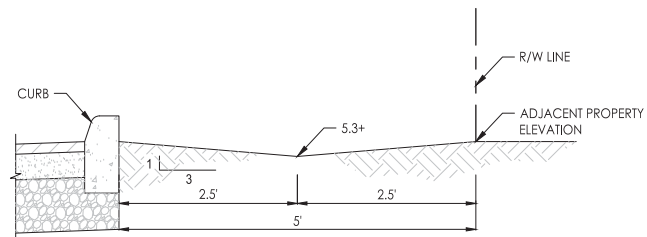


Title

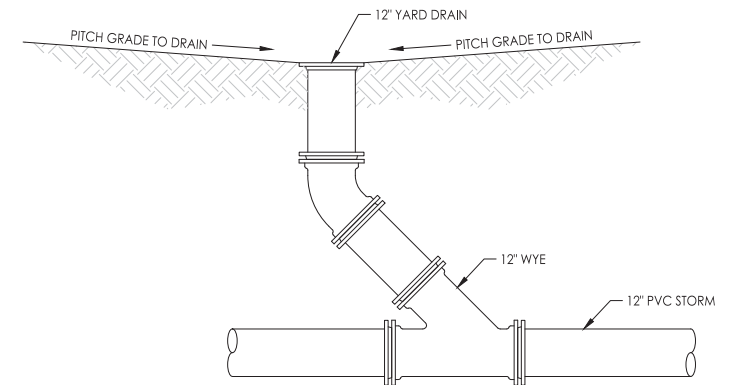
**PUMP STATION
PROPOSED SITE PLAN**

Project No. 177310606	Scale AS NOTED
Drawing No.	Sheet 21
	Revision 0

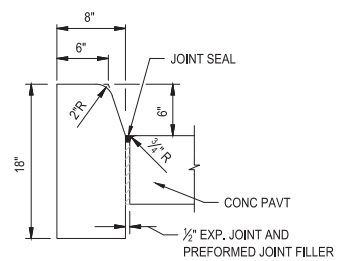
V:\177310606\177310606.dwg (177310606.dwg) (active) (sheet 1) (1806)_C-102.dwg
 2018/07/13 12:22 PM JRG



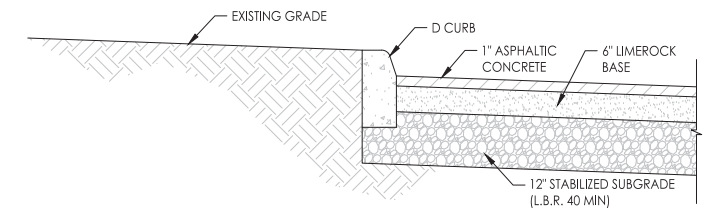
1 SWALE DETAIL
N.T.S.



3 12" YARD DRAIN
N.T.S.



2 TYPE D CURB
N.T.S.



4 TYPICAL PAVEMENT SECTION
N.T.S.

U:\projects\16-329\pump_station\17211606\drawings\sheet\17211606_C-01.dwg
 2018/07/13 12:21 PM JPL/LEB/MS

Revision	By	Appd.	YY.MM.DD
1	KME	APPROVED	18.07.12

Issued	By	Appd.	YY.MM.DD
	KME	APPROVED	18.03.14

Consultants

5801 Pelican Bay Boulevard, Suite 300
Naples, FL 34108
www.stantec.com

7201 Delaney Court
Sarasota, FL 32420
www.ericksonconsultingengineers.com

Copyright Reserved


The Contractor shall verify and be responsible for all dimensions.
DO NOT scale the drawing - any errors or omissions shall be reported to Erickson Consulting Engineers (ECE) without delay.
The Copyrights to all designs and drawings are the property of ECE.
Reproduction or use for any purpose other than that authorized by ECE is forbidden.

Client/Project

CITY OF NAPLES
735 8th St S
NAPLES, FL.
Naples Beach Restoration
& Water Quality
Improvement Project

File Name: 16-329_Naples Outfalls 60% Design Set.dwg

SRP	KKB	JRG	2018.03
Dwnl.	Chkd.	Dsgn.	YYYY.MM



Title

**PUMP STATION
CIVIL DETAILS**

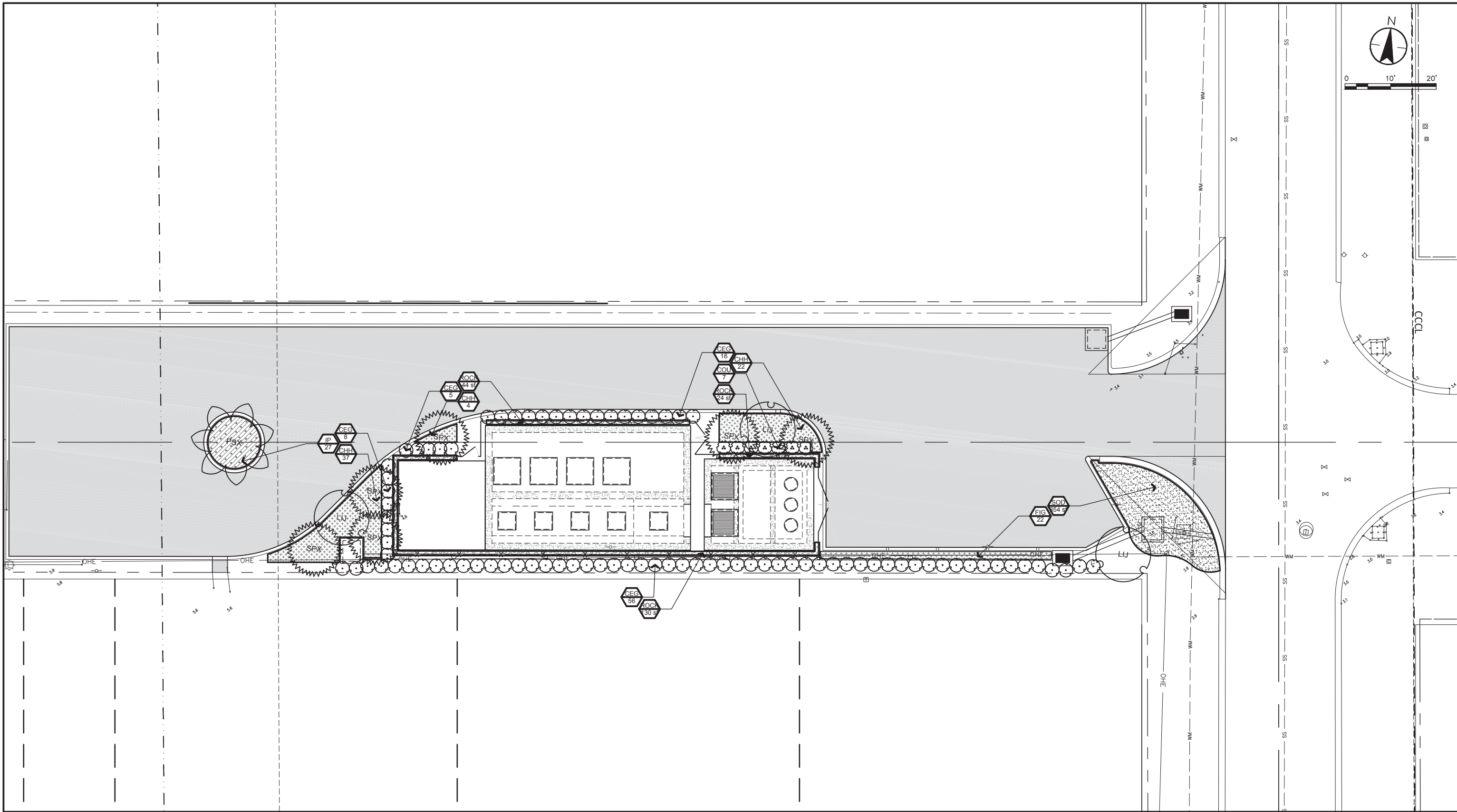
Project No. 177310606

Scale AS NOTED

Drawing No. 23

Sheet

Revision 0



V:\16329\16-329_Naples_Outfall\Drawings\177310606_Landscape\Sheet\177310606_L102.dwg
 2018/07/13 12:35:47 PM JRG

Revision	Description	By	Appd.	Date
1	CITY OF NAPLES COMMENTS	KME	APPROVED	18.07.12
			Appd.	YY.MM.DD

Issued	Description	By	Appd.	Date
	ISSUED 60% DESIGN DRAWINGS	KME	APPROVED	18.03.14
			Appd.	YY.MM.DD

Consultants



5801 Pelican Bay Boulevard, Suite 300
 Naples, FL 34108
www.stantec.com



7201 Delaney Court
 Sarasota, FL 32420
www.ericksonconsultingengineers.com

Copyright Reserved


The Contractor shall verify and be responsible for all dimensions. DO NOT scale the drawing - any errors or omissions shall be reported to Erickson Consulting Engineers (ECE) without delay. The Copyrights to all designs and drawings are the property of ECE. Reproduction or use for any purpose other than that authorized by ECE is forbidden.

Client/Project

CITY OF NAPLES
 735 8th St S
 NAPLES, FL
 Naples Beach Restoration
 & Water Quality
 Improvement Project

File Name: 16-329_Naples Outfall 60% Design Set.dwg

TM	JRG	TM	2018.03
Dwn.	Chkd.	Dsgn.	YYYY.MM



Title

**PUMP STATION
 LANDSCAPE PLAN**

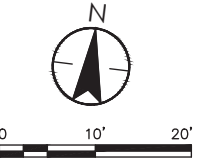
Project No. 177310606

Drawing No.

Scale AS NOTED

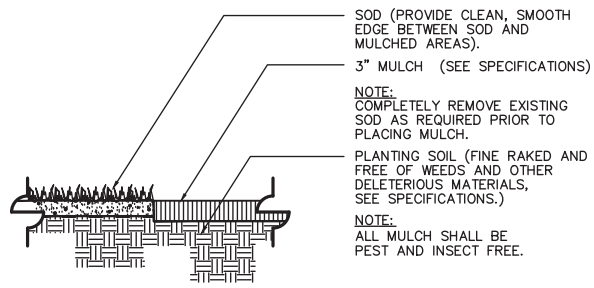
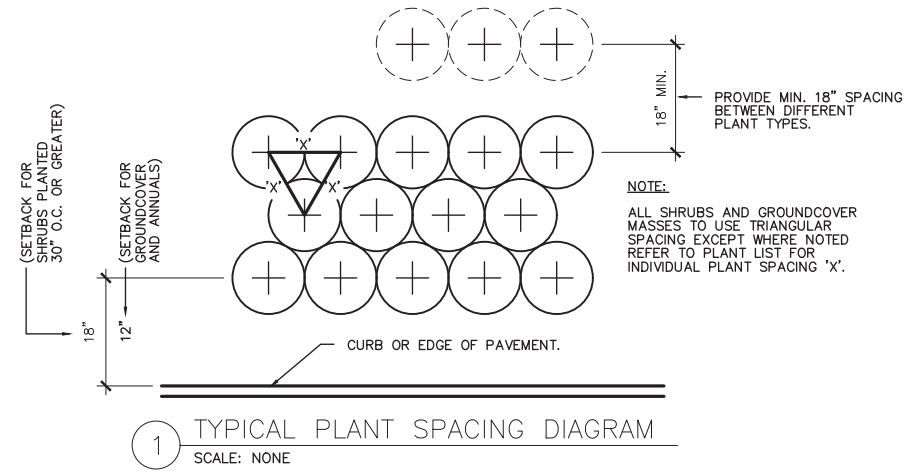
Sheet **24**

Revision **0**



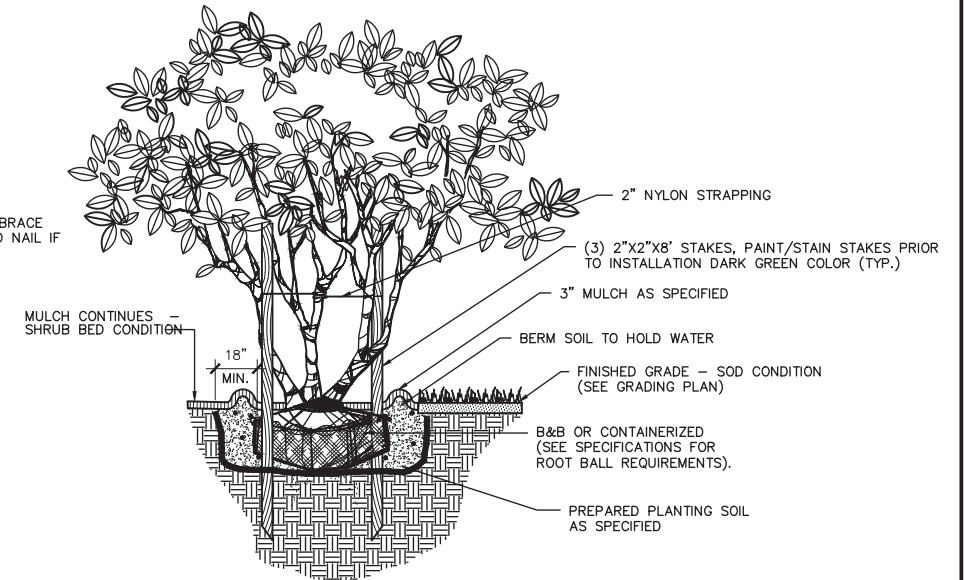
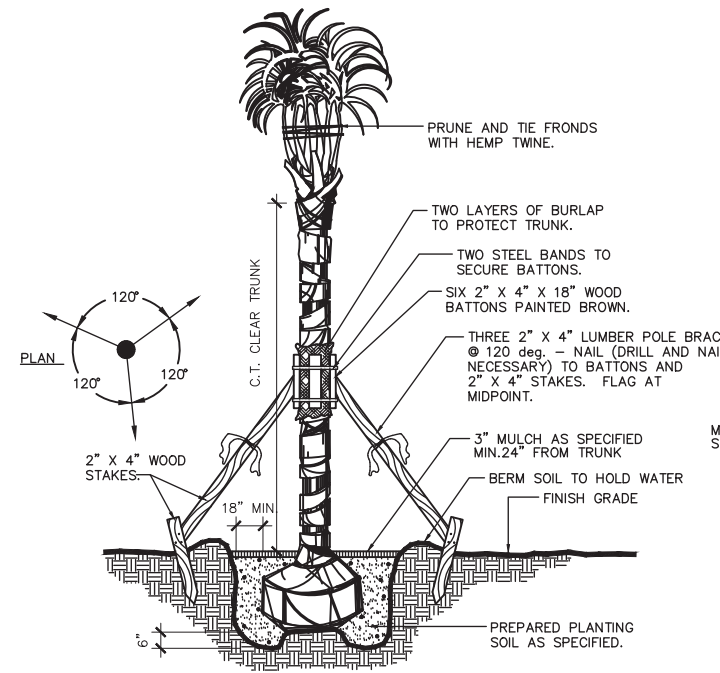
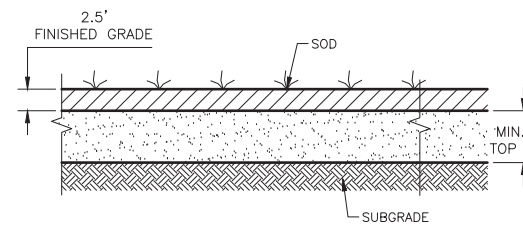
PLANT SCHEDULE

TREES	QTY	BOTANICAL NAME	COMMON NAME	CONT	CAL	HT	SPR	NATIVE
	3	Ligustrum japonicum	Japanese Privet	-		8.0' HT x 5.0' SPD	MULTI-TRUNK	B&B; FULL W/ GOOD BRANCHING CHARACTER
	1	Phoenix sylvestris FLORIDA FANCY; SINGLE STRAIGHT HEAVY TRUNK; FULL HEAD	Sylvester Palm	B & B	30" CAL	16.0' CT		NON-NATIVE
	6	Sabal palmetto	Cabbage Palmetto	B & B		10.0' CT		NATIVE
SHRUBS	QTY	BOTANICAL NAME	COMMON NAME	CONT	HT	SPR	NATIVE	
COU	7	Coccoloba uvifera	Sea Grape	5 gal	18" HT	24" SPR	NATIVE	
CEG	85	Conocarpus erectus PLANT AS HEDGE	Green Buttonwood	10 gal	4' HT	36" SPR	NATIVE	
SHRUB AREAS	QTY	BOTANICAL NAME	COMMON NAME	CONT	HT	SPR	NATIVE	SPACING
FIG	22	Ficus microcarpa 'Green Island' FULL	Green Island Ficus	3 gal	12" HT	12" SPR	NON-NATIVE	24" o.c.
GROUND COVERS	QTY	BOTANICAL NAME	COMMON NAME	CONT	HT	NATIVE	SPACING	
CHH	63	Chrysobalanus icaco 'Horizontalis'	Horizontal Cocoplum	3 gal	18" HT	NATIVE	30" o.c.	
ROCK	198 sf	Gravel Area #57 GRAVEL ROCK ONLY AREA	GRAVEL		4" depth			
IP	27	Ipomoea pes-caprae FULL	Beach Morning Glory	3 gal	4" HT		24" o.c.	
SOD	354 sf	Stenotaphrum secundatum 'Floritam' FULL SOLID PANELS; TIGHT JOINTS; SAND JOINTS AND ROLL	Floritam St. Augustine Sod	SOLID SOD		NATIVE		



NOTES:

1. THE CONTRACTOR SHALL PROVIDE BAHIA GRASS SOD OR MATCH EXISTING SOD. PLACEMENT AND WATERING REQUIREMENTS TO BE IN ACCORDANCE WITH FDOT SPECIFICATIONS.
2. TOPSOIL STOCKPILED DURING EXCAVATION MAY BE USED AS NECESSARY. THE TOPSOIL SHALL BE FERTILE, NATURAL SURFACE SOIL THAT IS FREE OF CLAY, STONES, LUMPS, STICKS, PLANTS OR THEIR ROOTS.
3. SUBGRADE TO BE COMPACTED TO A MINIMUM DENSITY OF 95% OF THE MODIFIED PROCTOR MAXIMUM DRY DENSITY.
4. THE TOPSOIL SHALL BE GRADED TO BE 0.2' BELOW THE PROPOSED FINISHED GRADE ELEVATION TO ALLOW FOR THE SOD THICKNESS.



I:\Projects\2018\2018-07-17\2018-07-17\Drawings\Sheet\10696_L103.dwg 2018/07/17 11:21:27 AM JYI/EDS

1	CITY OF NAPLES COMMENTS	KME	APPROVED	18.07.12

ISSUED 60% DESIGN DRAWINGS		KME	APPROVED	18.03.14

Consultants

5801 Pelican Bay Boulevard, Suite 300
Naples, FL 34108
www.stantec.com

7201 Delaney Court
Sarasota, FL 32420
www.ericksonconsultingengineers.com

Copyright Reserved

The Contractor shall verify and be responsible for all dimensions. DO NOT scale the drawing - any errors or omissions shall be reported to Erickson Consulting Engineers (ECE) without delay. The Copyrights to all designs and drawings are the property of ECE. Reproduction or use for any purpose other than that authorized by ECE is forbidden.

Client/Project
CITY OF NAPLES
735 8th St S
NAPLES, FL
Naples Beach Restoration & Water Quality Improvement Project

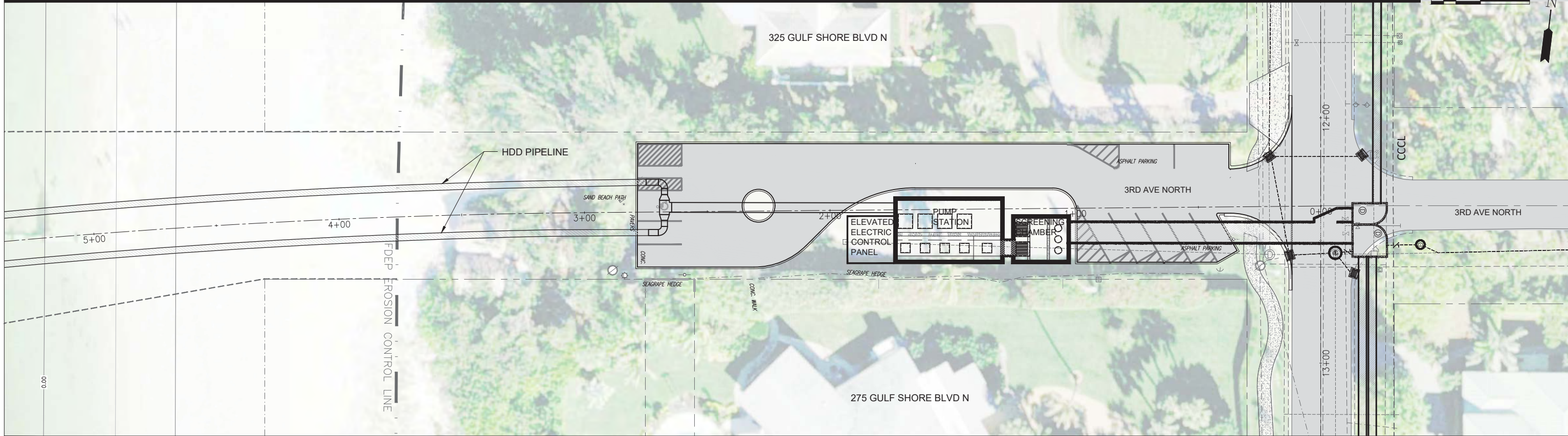
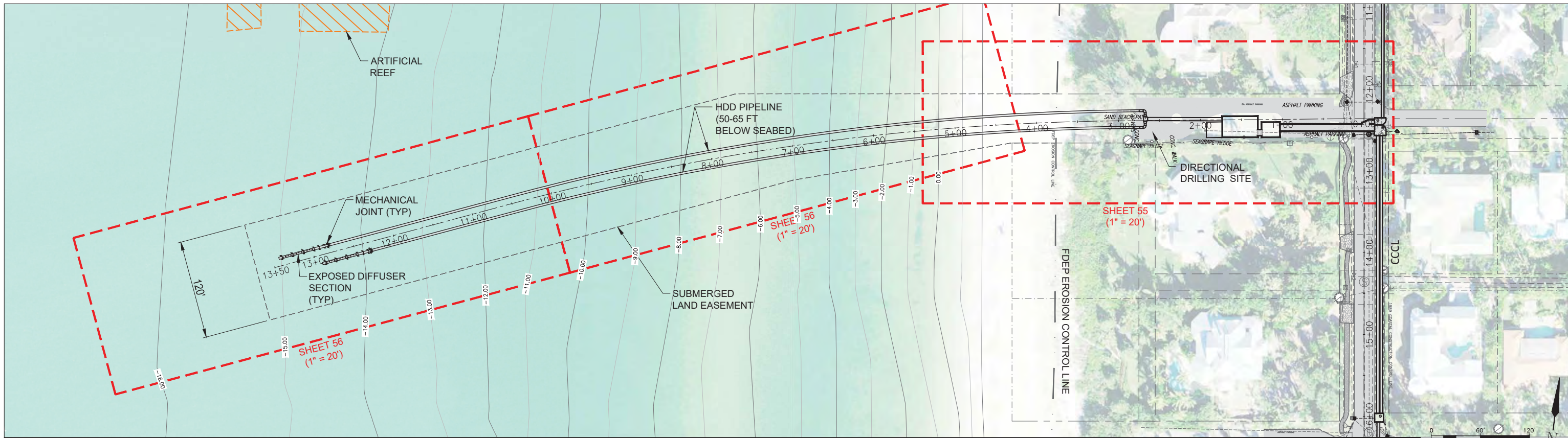
File Name: 16-329_Naples Outfall 60% Design Set.dwg

TM	JRG	TM	2018.03
Dwnr.	Chkd.	Dsgn.	YYYY.MM

Title
PUMP STATION LANDSCAPING DETAILS

Project No. 177310606	Scale AS NOTED	
Drawing No.	Sheet	Revision
	25	0

Z:\CADD_Graphics\US Projects\16-329_Naples Outfalls_Phase I\Design\16-329_Naples Outfalls_60-90% Drawings_2018.07.12.dwg Jul 16, 2018 1:54pm



Revision	By	Appd.	Date	Issued
REV 1	City of Naples Comments	KME	APPROVED 18.07.12	ISSUED 60% DESIGN DRAWINGS
			YY.MM.DD	YY.MM.DD

By	Appd.	Date	By	Appd.	Date
		18.03.14			YY.MM.DD

Consultants

ECE
Erickson Consulting Engineers


7201 Delaney Court
Sarasota, FL 32420
www.ericksonconsultingengineers.com

Copyright Reserved
The Contractor shall verify and be responsible for all dimensions. DO NOT scale the drawing - any errors or omissions shall be reported to Erickson Consulting Engineers (ECE) without delay. The Copyrights to all designs and drawings are the property of ECE. Reproduction or use for any purpose other than that authorized by ECE is forbidden.

Client/Project
CITY OF NAPLES
735 8th St S
NAPLES, FL.
Naples Beach Restoration
& Water Quality
Improvement Project

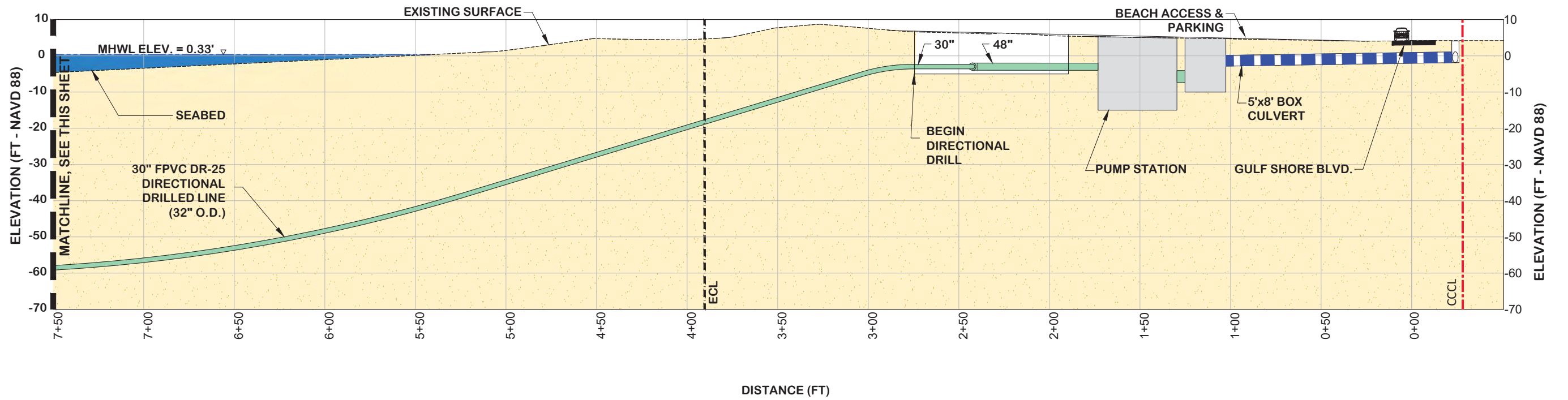
File Name: 16-329_Naples Outfalls 60% Design Set.dwg

MDP	CLP	KME	18.07.02
Dwn.	Chkd.	Dsgn.	YY.MM.DD

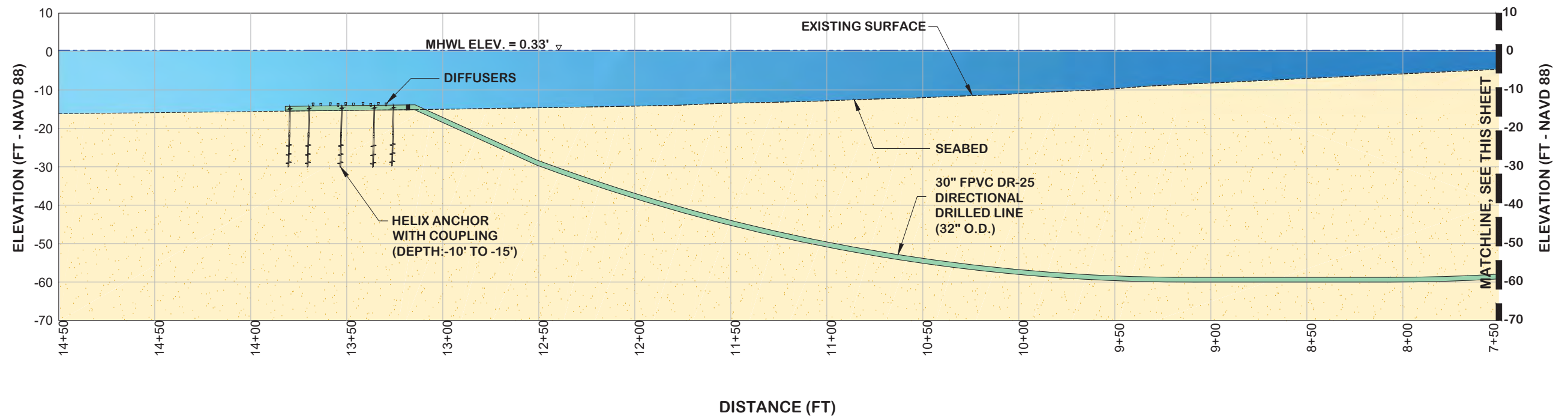


Title	
PIPELINES & DIFFUSER PLAN	
Project No. 16-329	Scale AS NOTED
Drawing No.	Sheet
	Revision
	26
	0

Z:\CADD_Graphics\US Projects\16-329_Naples Outfalls_Phase I\Design\16-329_Naples Outfalls_60-90% Drawings_2018.07.12.dwg Jul 16, 2018 - 2:37pm



SOUTH PROFILE OFFSHORE DISCHARGE
 SCALE: 1"=60' (H)
 1"=30' (V)



SOUTH PROFILE OFFSHORE DISCHARGE
 SCALE: 1"=60' (H)
 1"=30' (V)

Revision	By	Appd.	Date	Issued	By	Appd.	Date
REV 1	City of Naples Comments	KME	APPROVED 18.07.12	ISSUED 60% DESIGN DRAWINGS	KME	APPROVED 18.03.14	

Consultants



7201 Delaney Court
 Sarasota, FL 32420
 www.ericksonconsultingengineers.com


Copyright Reserved
 The Contractor shall verify and be responsible for all dimensions.
 DO NOT scale the drawing - any errors or omissions shall be reported to Erickson Consulting Engineers (ECE) without delay.
 The Copyrights to all designs and drawings are the property of ECE.
 Reproduction or use for any purpose other than that authorized by ECE is forbidden.

Client/Project

CITY OF NAPLES
 735 8th St S
 NAPLES, FL.
 Naples Beach Restoration
 & Water Quality
 Improvement Project

File Name: 16-329_Naples Outfalls 60% Design Set.dwg

MDP	CLP	KME	18.07.02
Dwn.	Chkd.	Dsgn.	YY.MM.DD



Title

PIPELINE PROFILE VIEW

Project No.
16-329

Scale
AS NOTED

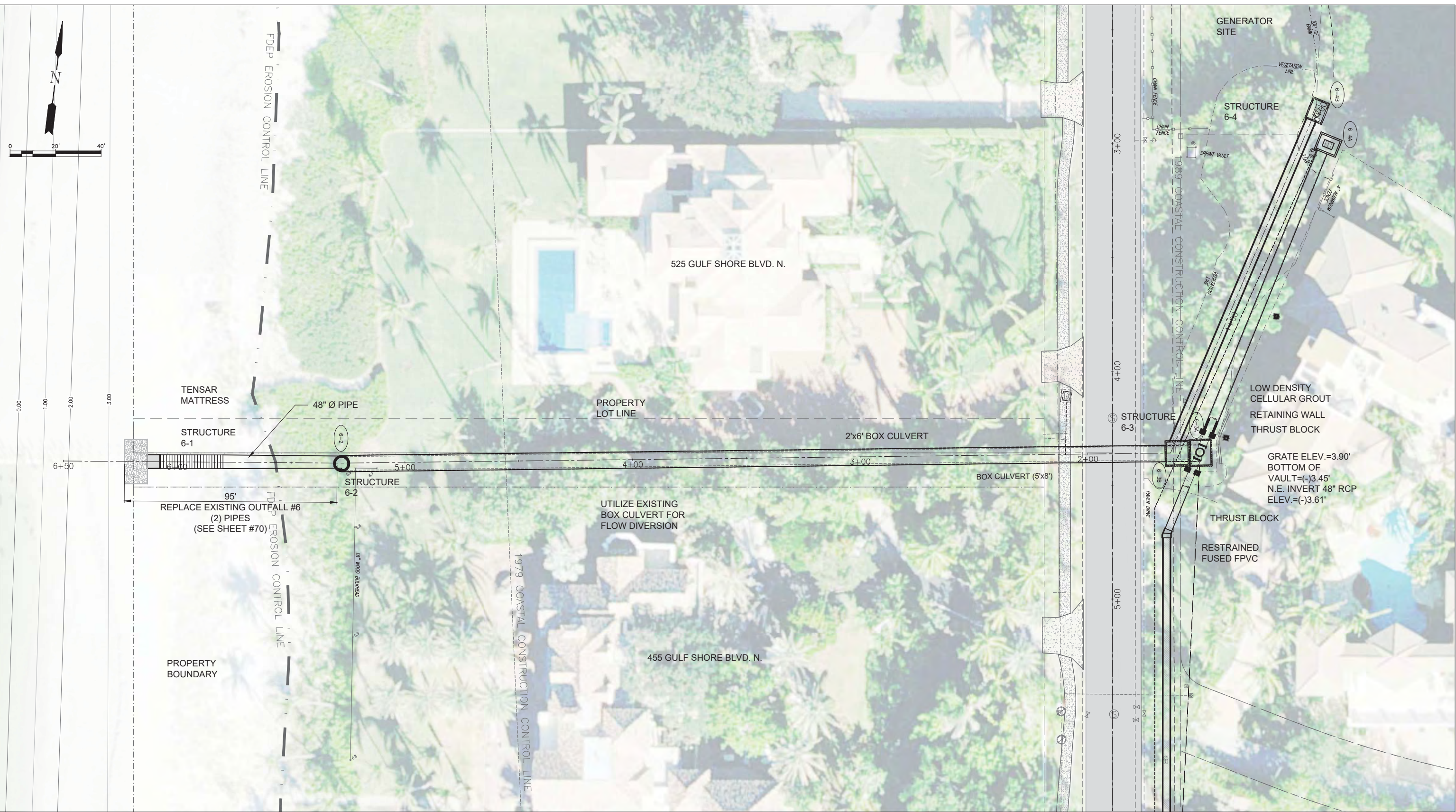
Drawing No.

Sheet
28

Revision

0

Z:\CADD_Graphics\US Projects\16-329_Naples Outfalls_Phase I\Design\16-329_Naples Outfalls_60-90% Drawings_2018.07.12.dwg Jul 16, 2018 3:32pm



REV 1	City of Naples Comments	KME	APPROVED	18.07.12	ISSUED	60% DESIGN DRAWINGS	KME	APPROVED	18.03.14
Revision		By	Appd.	YY.MM.DD	Issued		By	Appd.	YY.MM.DD

Consultants

ECE
Erickson Consulting Engineers


7201 Delaney Court
Sarasota, FL 32420
www.ericksonconsultingengineers.com

Copyright Reserved
The Contractor shall verify and be responsible for all dimensions. DO NOT scale the drawing - any errors or omissions shall be reported to Erickson Consulting Engineers (ECE) without delay. The Copyrights to all designs and drawings are the property of ECE. Reproduction or use for any purpose other than that authorized by ECE is forbidden.

Client/Project
CITY OF NAPLES
735 8th St S
NAPLES, FL.
Naples Beach Restoration
& Water Quality
Improvement Project

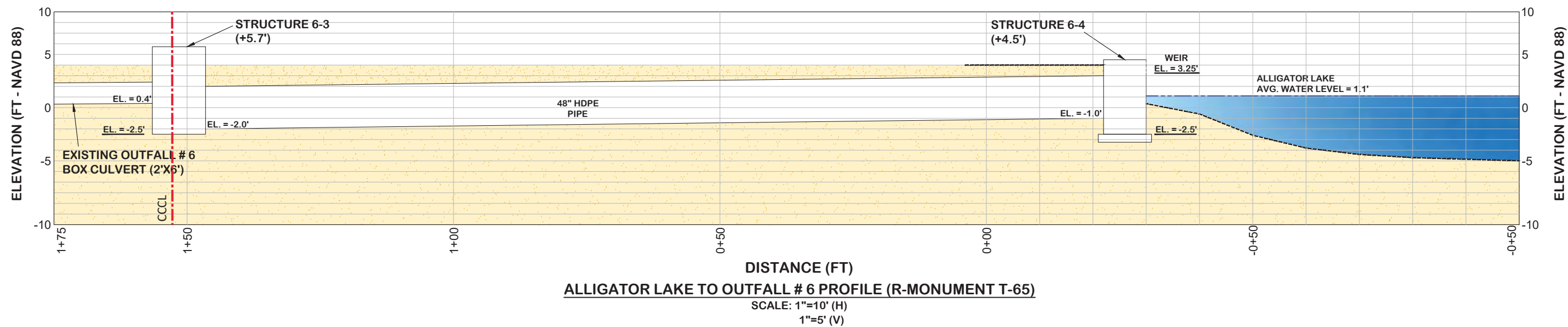
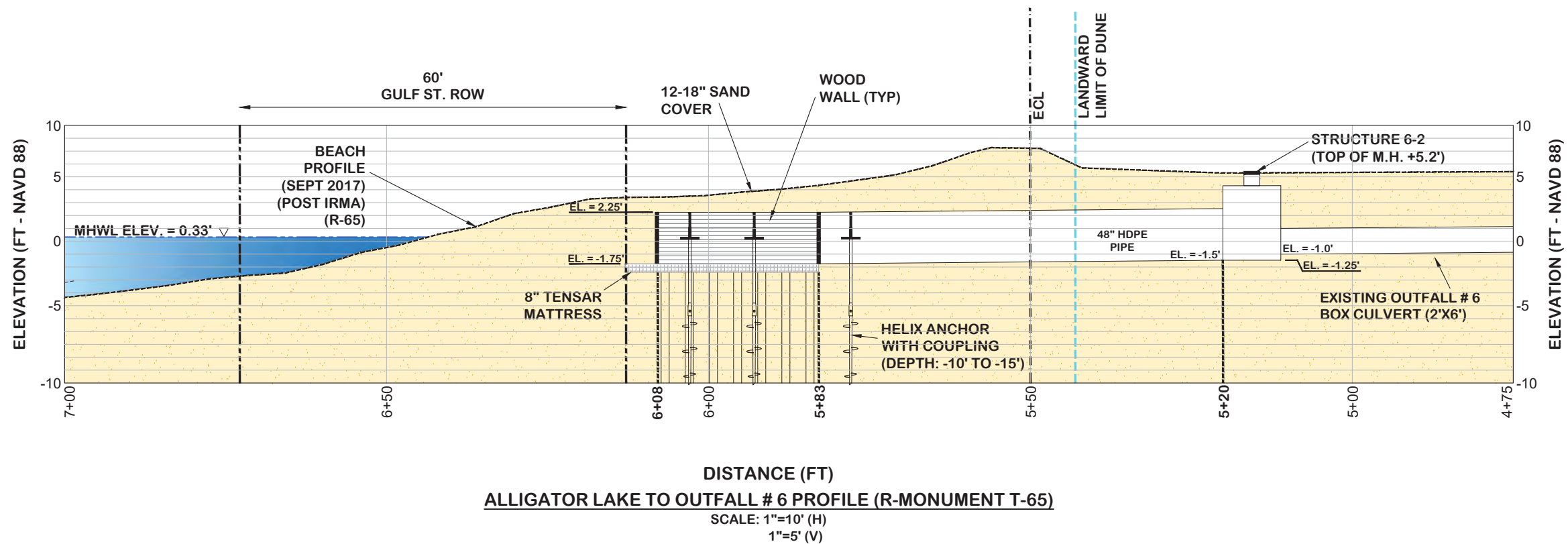
File Name: 16-329_Naples Outfalls 60% Design Set.dwg

MDP	CLP	KME	18.07.02
Dwn.	Chkd.	Dsgn.	YY.MM.DD



Title OVERFLOW SYSTEM PLAN	
Project No. 16-329	Scale AS NOTED
Drawing No. 29	Sheet 0

Z:\CADD_Graphics\US Projects\16-329_Naples Outfalls_Phase I\Design\16-329_Naples Outfalls_60-90% Drawings_2018.07.12.dwg Jul 16, 2018 3:45pm



REV 1	City of Naples Comments	KME	APPROVED	18.07.12
By		Appd.		YY.MM.DD

ISSUED	60% DESIGN DRAWINGS	KME	APPROVED	18.03.14
By		Appd.		YY.MM.DD

Consultants



7201 Delaney Court
 Sarasota, FL 32420
 www.ericksonconsultingengineers.com


Copyright Reserved
 The Contractor shall verify and be responsible for all dimensions.
 DO NOT scale the drawing - any errors or omissions shall be reported to Erickson Consulting Engineers (ECE) without delay.
 The Copyrights to all designs and drawings are the property of ECE.
 Reproduction or use for any purpose other than that authorized by ECE is forbidden.

Client/Project

CITY OF NAPLES
 735 8th St S
 NAPLES, FL.
 Naples Beach Restoration
 & Water Quality
 Improvement Project

File Name: 16-329_Naples Outfalls 60% Design Set.dwg

MDP	CLP	KME	18.07.02
Dwn.	Chkd.	Dsgn.	YY.MM.DD



Title

OVERFLOW SYSTEM SECTIONS

Project No.
16-329

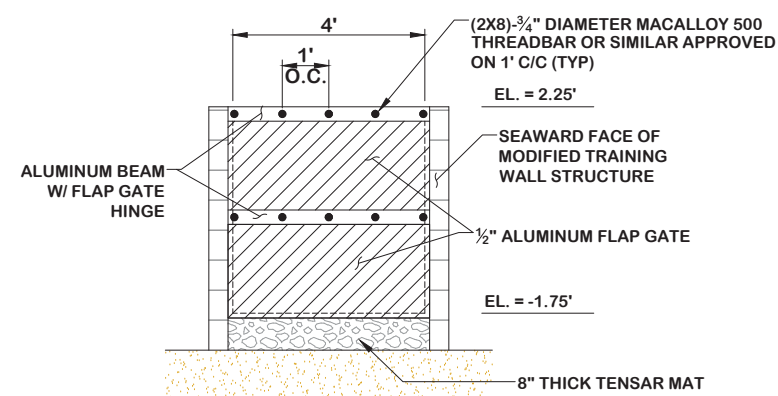
Scale
AS NOTED

Drawing No.

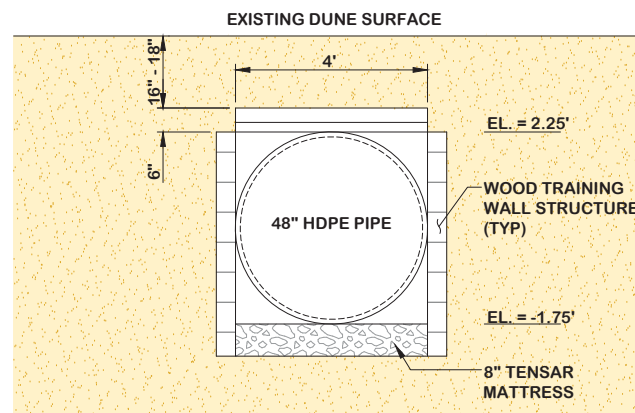
Sheet
30

Revision

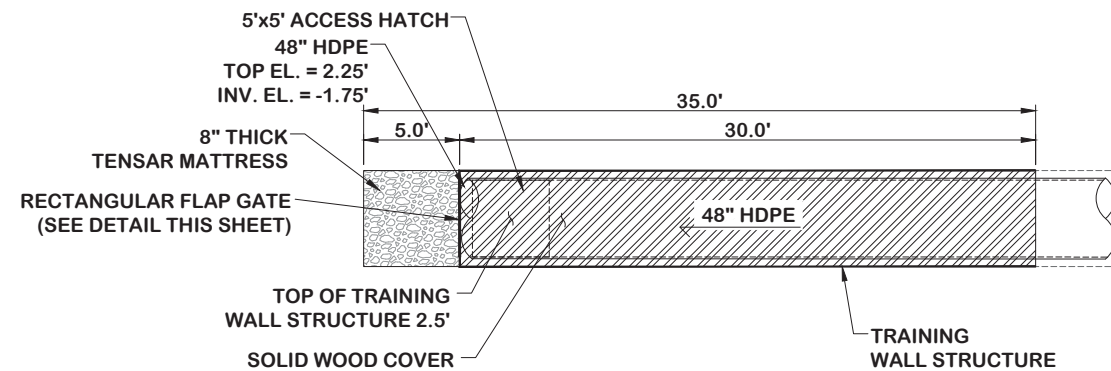
0



**STRUCTURE 6-1
STA 6+05 SEAWARD ELEVATION VIEW
FLAP GATE DETAIL
(SEAWARD TRAINING WALL TERMINATION)**
SCALE: 1" = 4'



**STRUCTURE 6-1
STA 5+75 SEAWARD ELEVATION VIEW
TRAINING WALL STRUCTURE**
SCALE: 1" = 4'



**STRUCTURE 6-1
PLAN VIEW
OUTFALL STRUCTURE WITH TRAINING WALL**
SCALE: 1" = 20'

Upstream Structure	Downstream Structure	Structure Type	Structure Top Elev (ft NAVD)	Structure Bottom Elev (ft NAVD)	Incoming/Outgoing Pipe Connections								
					West			East			North		
					Pipe Size (in)	Pipe Type	Invert Elev (ft NAVD)	Pipe Size (in)	Pipe Type	Invert Elev (ft NAVD)	Pipe Size (in)	Pipe Type	Invert Elev (ft NAVD)
	6-4	Weir (11' x 6 ft with 4.5ft x 3.0 ft Inlet Drain)	4.5	-2.5	48	HDPE	-1			3.25 Weir			
6-4	6-3 (B)	Vault Structure with Gate Inlet	5.7	-2.5	2'x6'	Box Culvert	0.4				48	HDPE	-2
6-3 (B)	6-2	Modify Box Structure – FDOT Type J	5.2	-1.25	48	HDPE	-1.5	2'x6'	Box Culvert	-1			
6-2	6-1	Outfall (48" HDPE)	2.25	-1.75									

ERCP = Elliptical RCP (48" ERCP = 38" x 60")
HDPE requires 1 ft ground cover; ground elevation at weir ~4 ft NAVD.

Z:\CADD_Graphics\US Projects\16-329_Naples Outfalls_Phase II\Design\16-329_Naples Outfalls_60-90% Drawings_2018.07.02.dwg Jul 13, 2018 - 12:23pm

Revision	By	Appd.	YY.MM.DD	Issued	By	Appd.	YY.MM.DD
REV 1	City of Naples Comments	KME	APPROVED 18.07.12	ISSUED	60% DESIGN DRAWINGS	KME	APPROVED 18.03.14

Consultants



7201 Delaney Court
Sarasota, FL 32420
www.ericksonconsultingengineers.com


Copyright Reserved
The Contractor shall verify and be responsible for all dimensions. DO NOT scale the drawing - any errors or omissions shall be reported to Erickson Consulting Engineers (ECE) without delay. The Copyrights to all designs and drawings are the property of ECE. Reproduction or use for any purpose other than that authorized by ECE is forbidden.

Client/Project

CITY OF NAPLES
735 8th St S
NAPLES, FL.
Naples Beach Restoration
& Water Quality
Improvement Project

File Name: 16-329_Naples Outfalls 60% Design Set.dwg

MDP	CLP	KME	18.07.02
Dwn.	Chkd.	Dsgn.	YY.MM.DD



Title

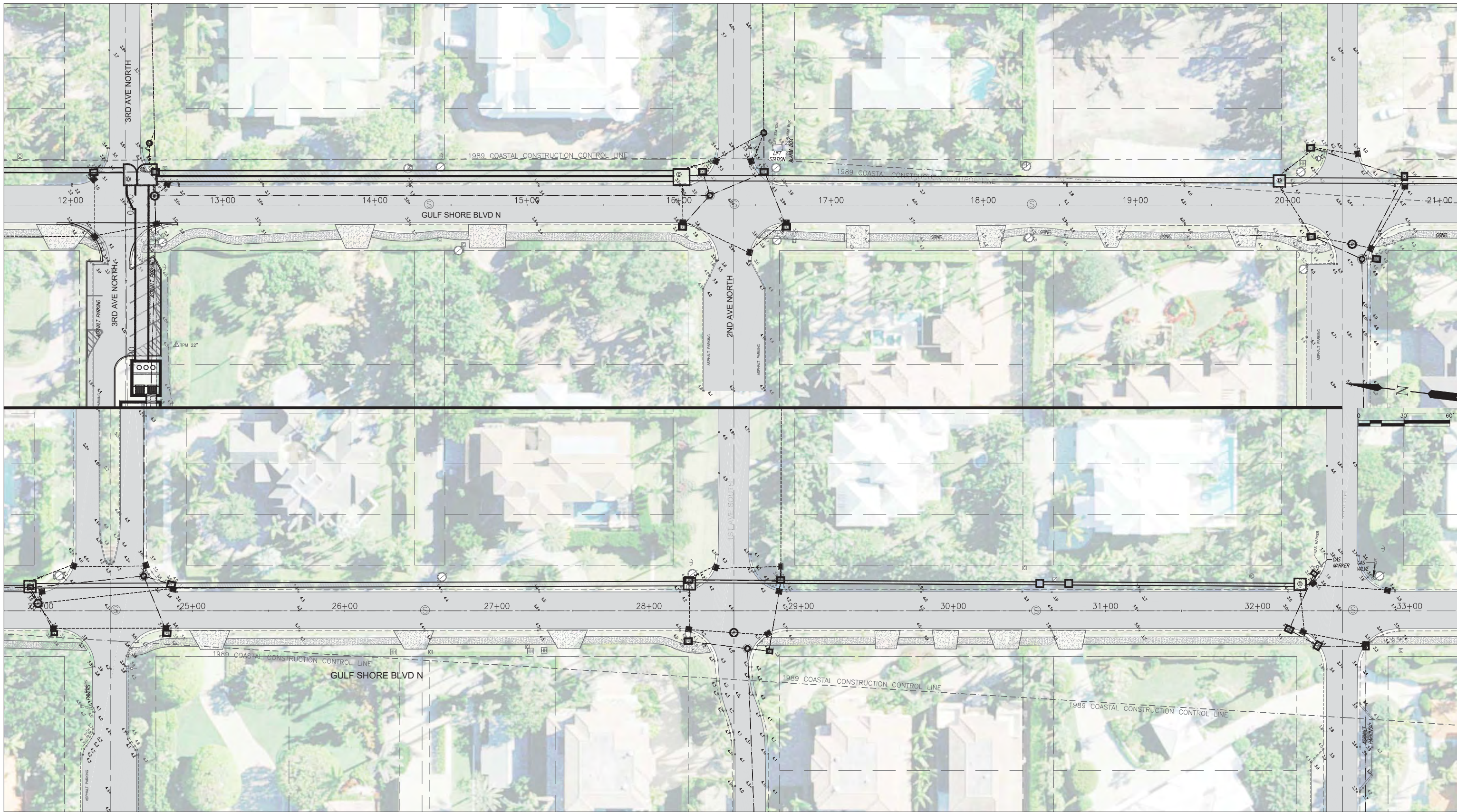
OVERFLOW SYSTEM DETAILS

Project No.	Scale	
16-329	AS NOTED	
Drawing No.	Sheet	Revision

31

0

Z:\CADD_Graphics\US Projects\16-329_Naples Outfalls_Phase I\Design\16-329_Naples Outfalls_60-90% Drawings_2018.07.02.dwg Jul 13, 2018 - 12:23pm



REV 1	City of Naples Comments	KME	APPROVED	18.07.12	ISSUED	60% DESIGN DRAWINGS	KME	APPROVED	18.03.14
Revision		By	Appd.	YY.MM.DD	Issued		By	Appd.	YY.MM.DD

Consultants

ECE
Erickson Consulting Engineers


7201 Delaney Court
Sarasota, FL 32420
www.ericksonconsultingengineers.com

Copyright Reserved
The Contractor shall verify and be responsible for all dimensions. DO NOT scale the drawing - any errors or omissions shall be reported to Erickson Consulting Engineers (ECE) without delay. The Copyrights to all designs and drawings are the property of ECE. Reproduction or use for any purpose other than that authorized by ECE is forbidden.

Client/Project
CITY OF NAPLES
735 8th St S
NAPLES, FL.
Naples Beach Restoration
& Water Quality
Improvement Project

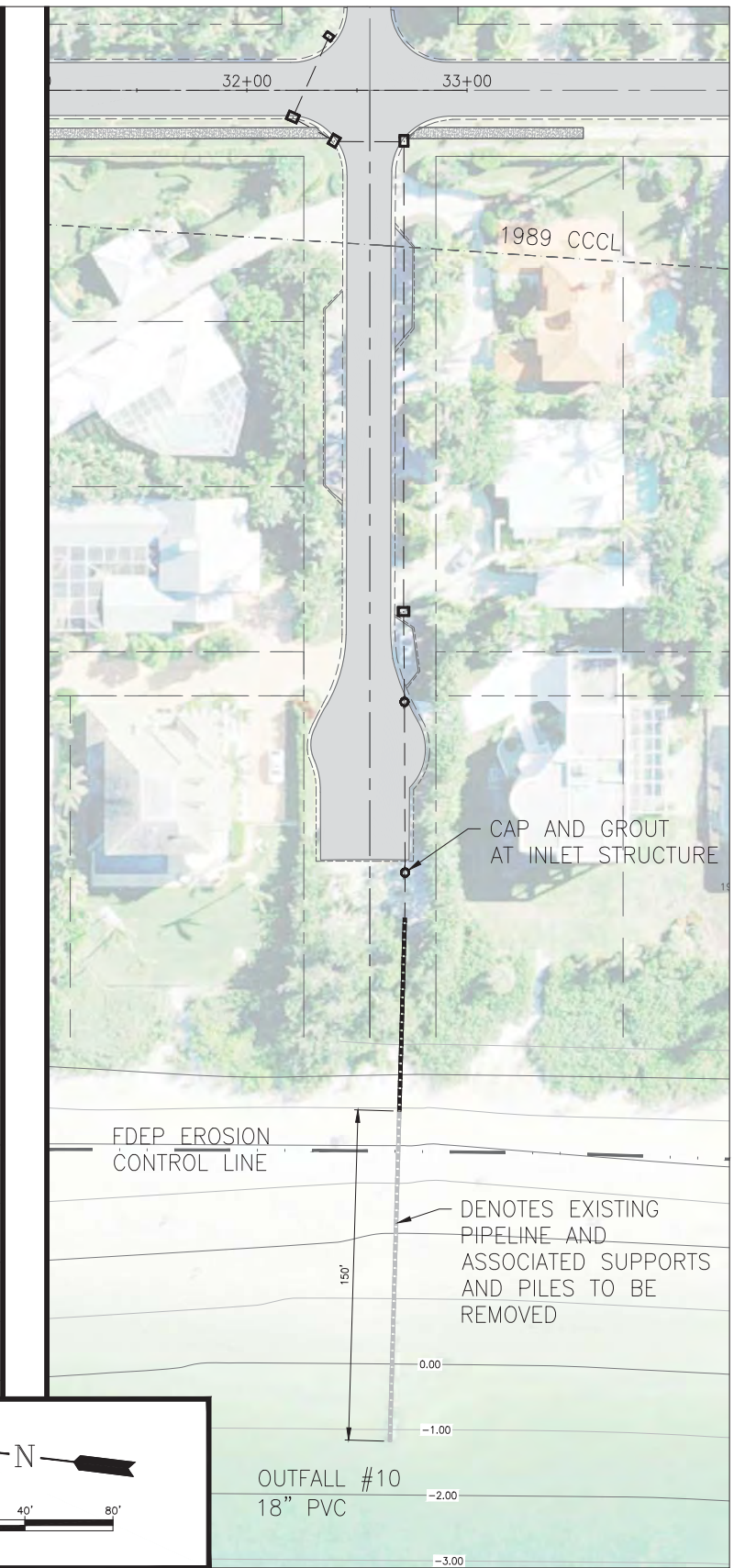
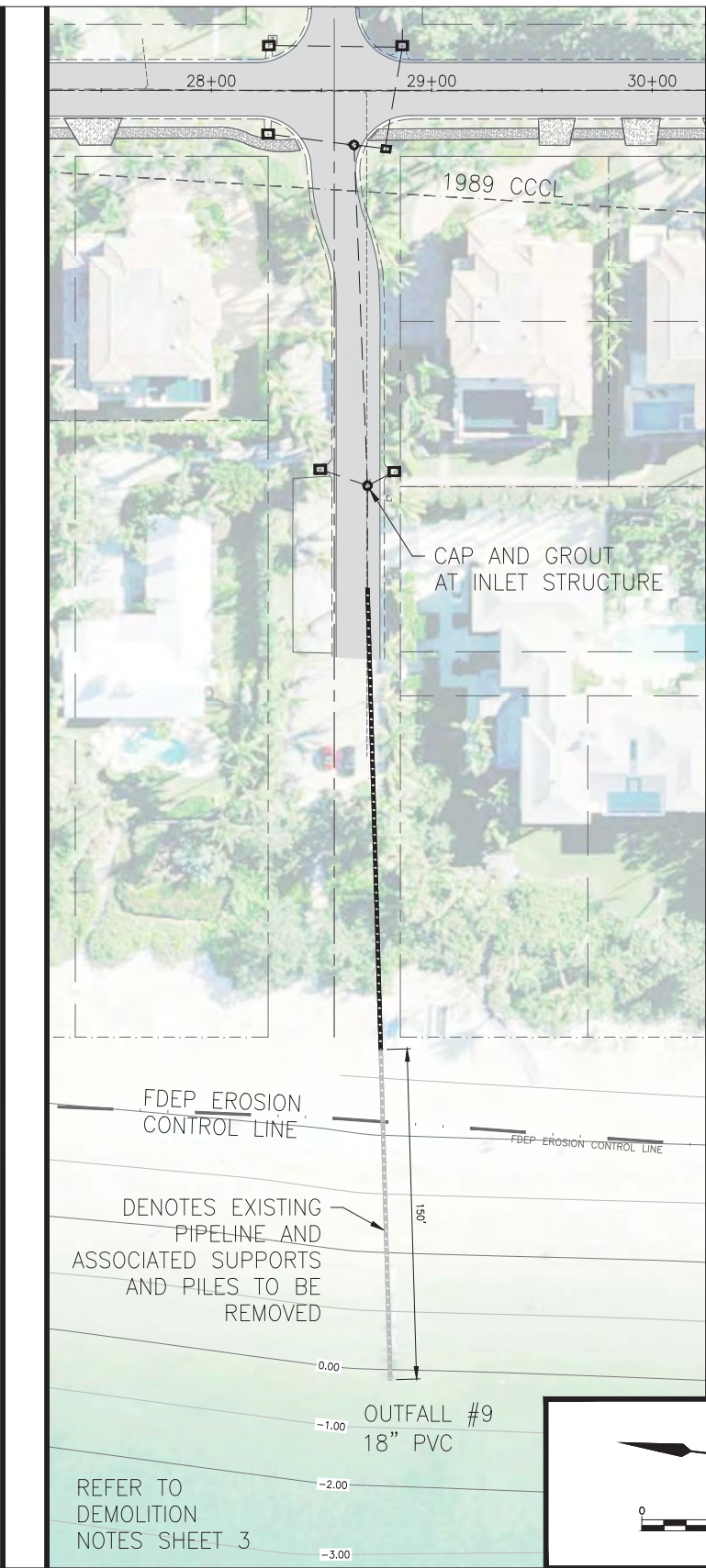
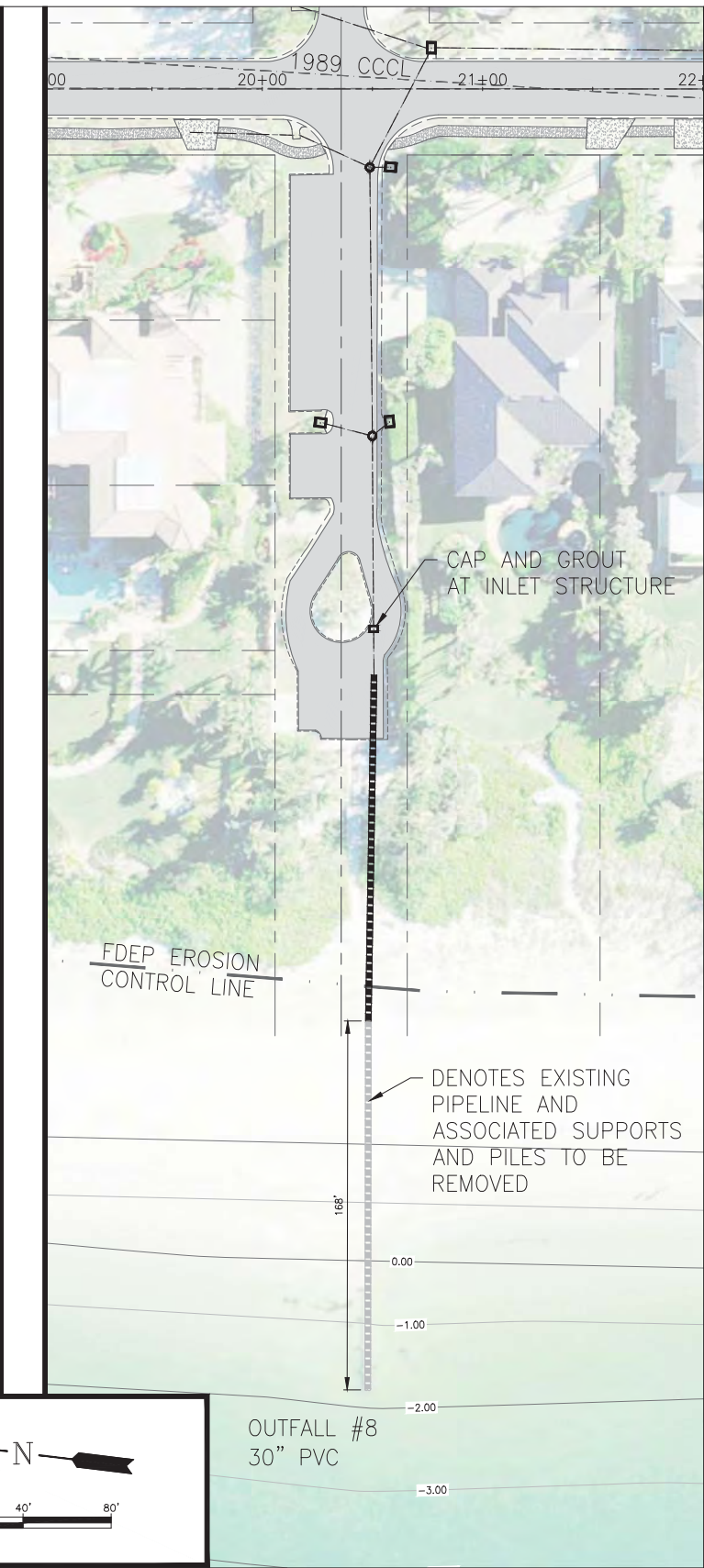
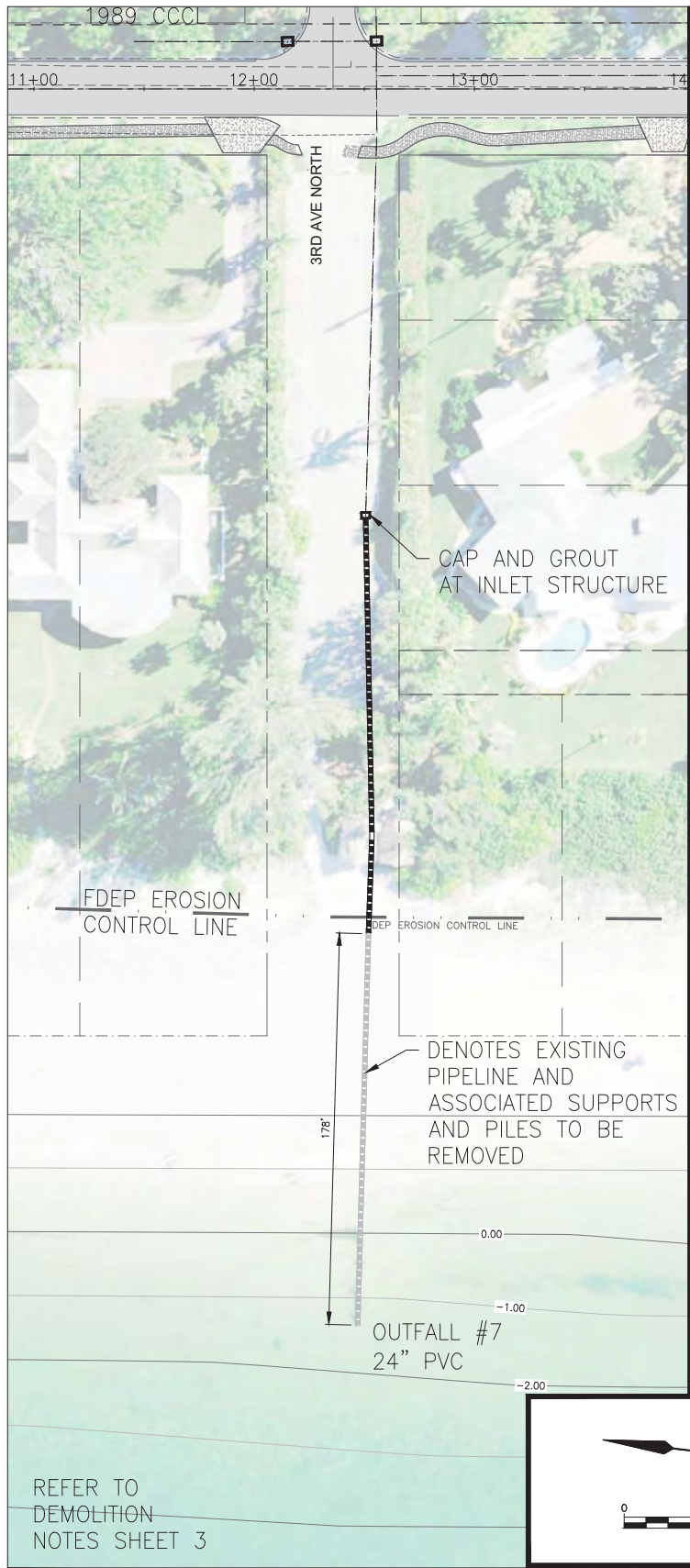
File Name: 16-329_Naples Outfalls 60% Design Set.dwg

MDP	CLP	KME	18.07.02
Dwn.	Chkd.	Dsgn.	YY.MM.DD

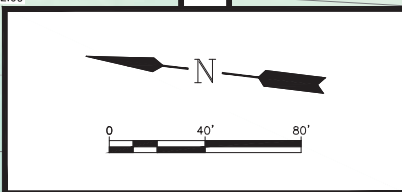


Title		
GRADING & PAVING PLAN		
Project No.	Scale	Revision
16-329	AS NOTED	
Drawing No.	Sheet	
	32	0

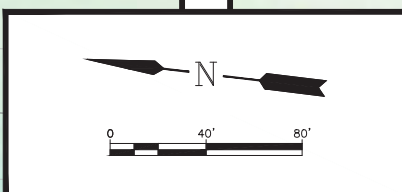
Z:\CADD_Graphics\US Projects\16-329_Naples Outfalls_Phase I\Design\16-329_Naples Outfalls_60-90% Drawings_2018.07.12.dwg Jul 16, 2018 12:37pm



REFER TO DEMOLITION NOTES SHEET 3



REFER TO DEMOLITION NOTES SHEET 3



REV 1	City of Naples Comments	KME	APPROVED	18.07.12
By		Appd.		YY.MM.DD
Issued				

ISSUED	60% DESIGN DRAWINGS	KME	APPROVED	18.03.14
By		Appd.		YY.MM.DD
Issued				

Consultants


7201 Delaney Court
Sarasota, FL 32420
www.ericksonconsultingengineers.com

Copyright Reserved
The Contractor shall verify and be responsible for all dimensions. DO NOT scale the drawing - any errors or omissions shall be reported to Erickson Consulting Engineers (ECE) without delay. The Copyrights to all designs and drawings are the property of ECE. Reproduction or use for any purpose other than that authorized by ECE is forbidden.

Client/Project
CITY OF NAPLES
735 8th St S
NAPLES, FL.
Naples Beach Restoration & Water Quality Improvement Project

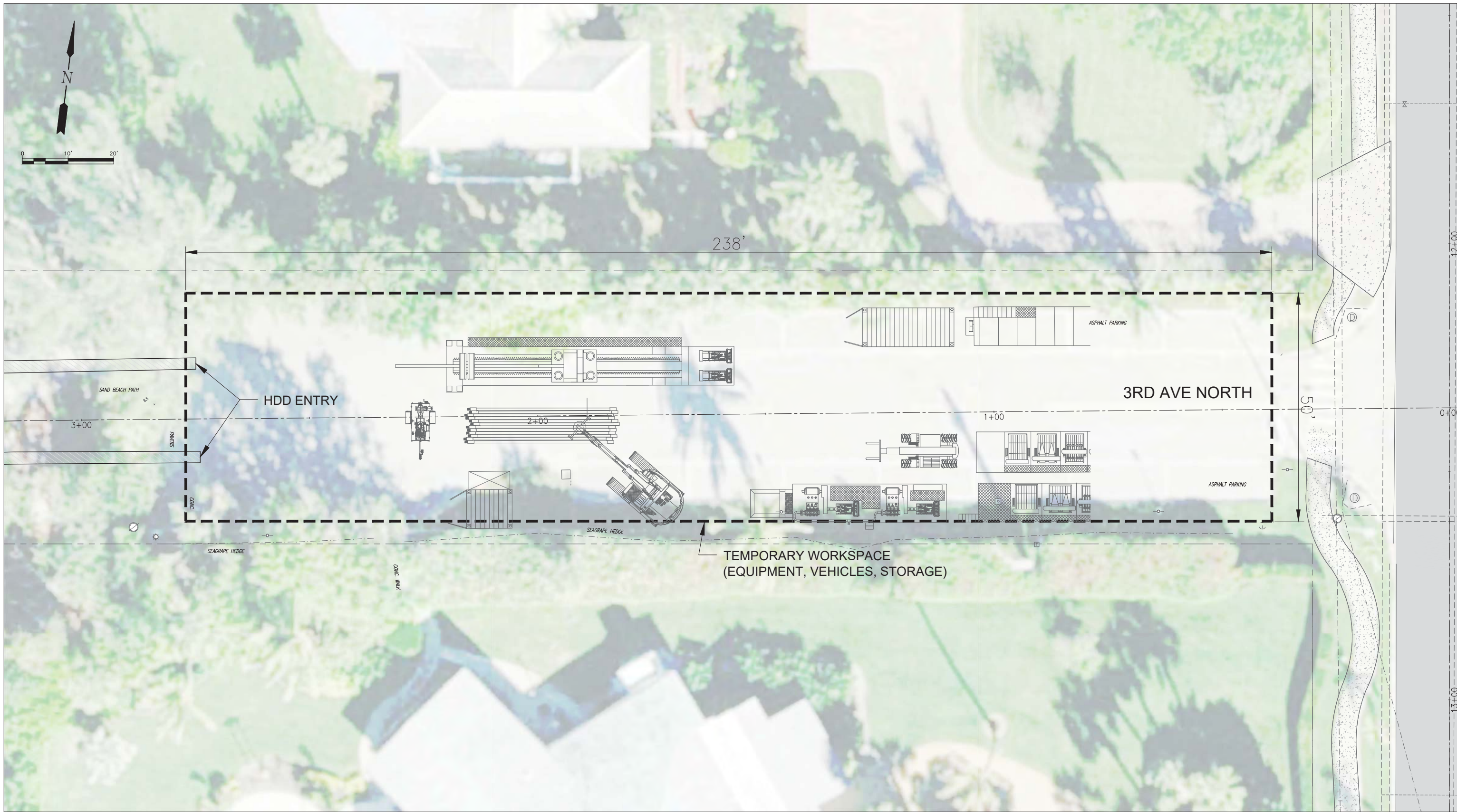
File Name: 16-329_Naples Outfalls 60% Design Set.dwg

MDP	CLP	KME	18.07.02
Dwn.	Chkd.	Dsgn.	YY.MM.DD



Title	
EXISTING OUTFALL DEMOLITION PLAN	
Project No.	Scale
16-329	AS NOTED
Drawing No.	Sheet
	35
Revision	Revision
	0

Z:\CADD_Graphics\US Projects\16-329_Naples Outfalls_Phase I\Design\16-329_Naples Outfalls_60-90% Drawings_2018.07.12.dwg Jul 16, 2018 12:25pm



Revision	City of Naples Comments	By	Appd.	18.07.12

Issued	60% DESIGN DRAWINGS	By	Appd.	18.03.14

Consultants

ECE
Erickson Consulting Engineers


7201 Delaney Court
Sarasota, FL 32420
www.ericksonconsultingengineers.com

Copyright Reserved
The Contractor shall verify and be responsible for all dimensions. DO NOT scale the drawing - any errors or omissions shall be reported to Erickson Consulting Engineers (ECE) without delay. The Copyrights to all designs and drawings are the property of ECE. Reproduction or use for any purpose other than that authorized by ECE is forbidden.

Client/Project
CITY OF NAPLES
735 8th St S
NAPLES, FL.
Naples Beach Restoration
& Water Quality
Improvement Project

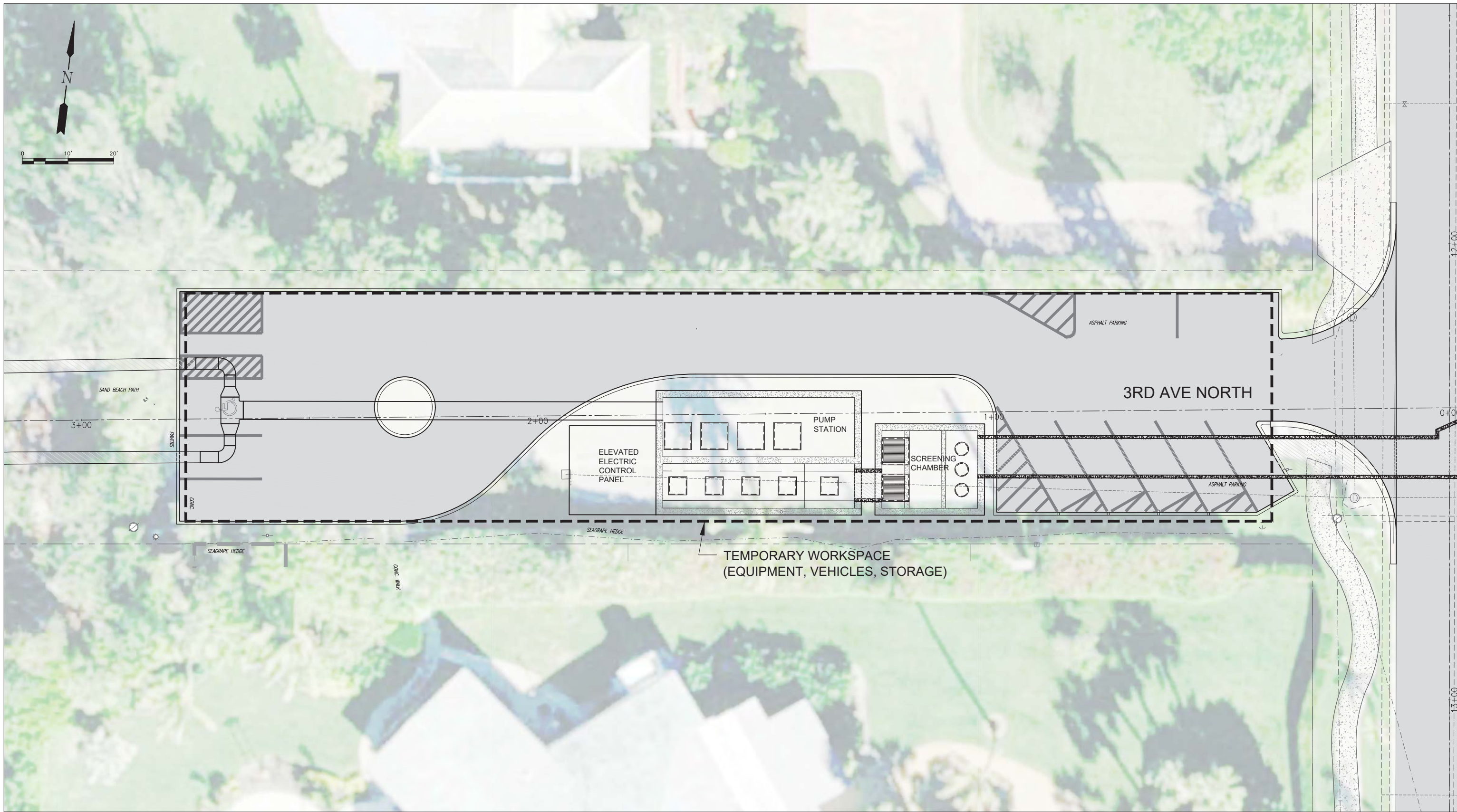
File Name: 16-329_Naples Outfalls 60% Design Set.dwg

MDP	CLP	KME	18.07.02
Dwn.	Chkd.	Dsgn.	YY.MM.DD



Title	
CONSTRUCTION ACCESS & STAGING PLAN OFFSHORE DIRECTIONAL DRILL	
Project No. 16-329	Scale AS NOTED
Drawing No.	Revision
37	0

Z:\CADD_Graphics\US Projects\16-329_Naples Outfalls_Phase I\Design\16-329_Naples Outfalls_60-90% Drawings_2018.07.12.dwg Jul 16, 2018 12:14pm



Revision	By	Appd.	Date	Issued	By	Appd.	Date
REV 1	City of Naples Comments	KME	APPROVED 18.07.12	ISSUED 60% DESIGN DRAWINGS	KME	APPROVED 18.03.14	
			YY.MM.DD				YY.MM.DD

Revision	By	Appd.	Date	Issued	By	Appd.	Date

Consultants



5801 Pelican Bay Boulevard, Suite 300
Naples, FL 34108
www.stantec.com




7201 Delaney Court
Sarasota, FL 32420
www.ericksonconsultingengineers.com

Copyright Reserved
The Contractor shall verify and be responsible for all dimensions. DO NOT scale the drawing - any errors or omissions shall be reported to Erickson Consulting Engineers (ECE) without delay. The Copyrights to all designs and drawings are the property of ECE. Reproduction or use for any purpose other than that authorized by ECE is forbidden.


Client/Project
CITY OF NAPLES
735 8th St S
NAPLES, FL.
Naples Beach Restoration & Water Quality Improvement Project

File Name: 16-329_Naples Outfalls 60% Design Set.dwg

MDP	CLP	KME	18.07.02
Dwn.	Chkd.	Dsgn.	YY.MM.DD



Title		
CONSTRUCTION ACCESS & STAGING PLAN OFFSHORE 3rd AVE PUMP STATION		
Project No. 16-329	Scale AS NOTED	Revision 0
Drawing No.	Sheet 38	Revision 0



Revision	City of Naples Comments	By	Appd.	YY.MM.DD

Issued	60% DESIGN DRAWINGS	By	Appd.	YY.MM.DD

Issued	60% DESIGN DRAWINGS	By	Appd.	YY.MM.DD

Approved	18.07.12	By	Appd.	YY.MM.DD

Consultants	Title

ECE
Erickson Consulting Engineers


7201 Delaney Court
Sarasota, FL 32420
www.ericksonconsultingengineers.com

Copyright Reserved
The Contractor shall verify and be responsible for all dimensions.
DO NOT scale the drawing - any errors or omissions shall be reported to Erickson Consulting Engineers (ECE) without delay.
The Copyrights to all designs and drawings are the property of ECE.
Reproduction or use for any purpose other than that authorized by ECE is forbidden.

Client/Project
CITY OF NAPLES
735 8th St S
NAPLES, FL.
Naples Beach Restoration
& Water Quality
Improvement Project

File Name: 16-329_Naples Outfalls 60% Design Set.dwg

MDP	CLP	KME	18.07.02
Dwn.	Chkd.	Dsgn.	YY.MM.DD



Project No.	Scale	
16-329	AS NOTED	
Drawing No.	Sheet	Revision
	39	0