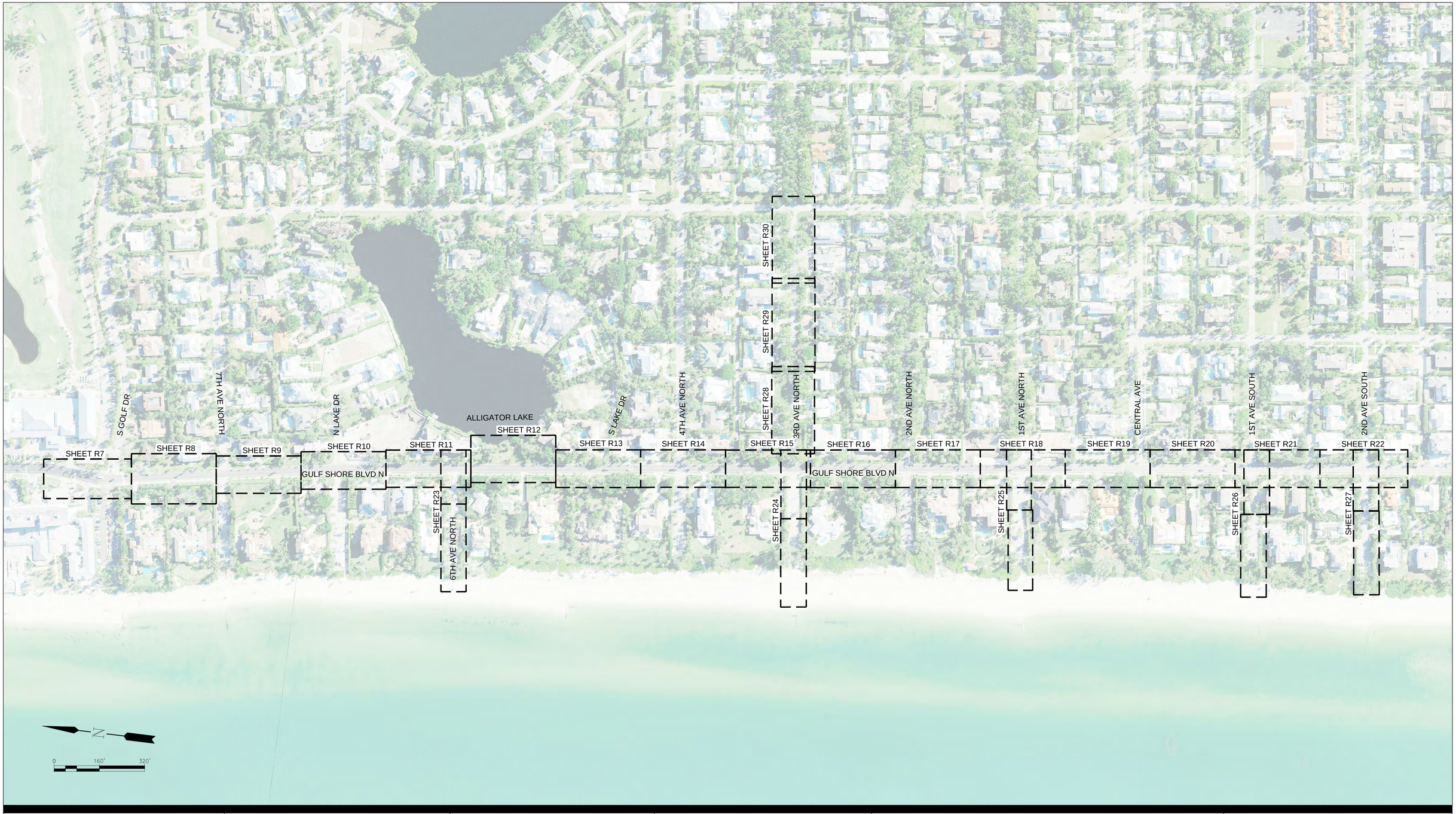


| Revision | By | Appd. | YY.MM.DD |
|---|---|---|---|

| Issued | By | Appd. | YY.MM.DD |
|---|---|---|---|
| ISSUED 90% DESIGN DRAWINGS TO CITY (PRELIM REVIEW) | KME | APPROVED | 22.04.15 |
| ISSUED 75% DESIGN DRAWINGS TO CITY (PRELIM REVIEW) | KME | APPROVED | 21.05.13 |


ECE
Erickson Consulting Engineers
7201 Delainey Court
Sarasota, FL 32420
www.ericksonconsultingengineers.com



Copyright Reserved
The Contractor shall verify and be responsible for all dimensions.
DO NOT scale the drawing - any errors or omissions shall be reported to Erickson Consulting Engineers (ECE) without delay.
The Copyrights to all designs and drawings are the property of ECE.
Reproduction or use for any purpose other than that authorized by ECE is forbidden.


Client/Project
CITY OF NAPLES
735 8th St S
NAPLES, FL.
Naples Beach Restoration & Water Quality Improvement Project

File Name: 16-329_Naples Outfalls_60-90% Drawings_RW-General.dwg

| JAW | SMT | KME | 21.06.01 |
|---|---|---|---|
| Dwn. | Chkd. | Dsgn. | YY.MM.DD |




Title
ROADWAY
PROJECT KEY SHEET

| Project No. | Scale | |
|---|---|---|
| 16-329 | AS NOTED | |
| Drawing No. | Sheet | Revision |
| R | 1 | 0 |

Z:\CADD_Graphics\US Projects\16-329_Naples Outfalls_Phase II\Design\90_100%_Plans\16-329_Naples Outfalls_60-90% Drawings_RW-General.dwg Apr 15, 2022 - 3:01pm

## DRAINAGE STRUCTURE SCHEDULE

| FROM | TO | INVERT | GRATE ELEV. | TYPE | STATION | OFFSET |
|---|---|---|---|---|---|---|
| 6-1 | 6-2 | -1.75 E | 2.91 | Outfall | 17+43.37 | 428.68 |
| 6-2 | 6-1<br>6-3B | -1.50 W<br>-1.55 E | 3.17 | Storm Junction Box | 17+43.68 | 338.62 |
| 6-3A | 6-4A<br>S-100 | -2.80 N<br>-2.90 S | 0.87 | STORMWATER VAULT | 17+39.09 | -32.29 |
| 6-3B | 6-4B<br>6-2 | -1.75 N<br>-3.00 W | 2.66 | STORMWATER VAULT | 17+39.13 | -22.42 |
| 6-4A | 6-3A | -2.50 S | 1.17 | WEIR STRUCTURE | 16+02.95 | -92.30 |
| 6-4B | 6-3B | -1.00 S | 3.33 | WEIR STRUCTURE | 15+99.36 | -83.85 |
| B-100 | B-101 | 1.60 S | -2.23 | Null Structure | 13+19.96 | 152.02 |
| B-101 | S-19<br>B-100 | 1.50 E<br>1.55 N | 2.97 | JUNCTION BOX, MANHOLE | 13+26.53 | 151.30 |
| B-103 | B-104 | 1.70 S | 2.93 | EXISTING THROAT INLET | 33+29.54 | 151.47 |
| B-104 | S-57<br>B-105<br>B-103 | 0.95 E<br>1.30 S<br>1.40 N | 2.75 | EXISTING JUNCTION BOX, MANHOLE | 33+44.58 | 149.87 |
| B-105 | B-104 | 1.60 N | 2.83 | EXISTING THROAT INLET | 33+60.90 | 151.05 |
| B-106 | B-107 | 2.30 S | 3.53 | EXISTING THROAT INLET | 41+52.57 | 172.16 |
| B-107 | S-79<br>B-108<br>B-106 | 1.50 E<br>1.70 SE<br>1.30 N | 3.31 | EXISTING JUNCTION BOX, MANHOLE | 41+73.98 | 179.59 |
| B-108 | B-107 | 1.70 NW | 2.93 | EXISTING THROAT INLET | 41+86.15 | 173.20 |
| S-1 | S-2 | 2.15 S | 5.08 | CURB INLET, TYPE 8 | 1+54.10 | 15.50 |
| S-2 | S-1<br>S-3<br>S-4 | 1.80 N<br>1.80 E<br>1.75 S | 4.56 | CURB INLET, TYPE 8 | 3+24.36 | 15.50 |
| S-3 | S-2 | 1.90 W | 4.56 | CURB INLET, TYPE 8 | 3+24.36 | -15.51 |
| S-4 | S-6<br>S-2<br>S-5 | 1.40 SW<br>1.40 N<br>1.35 E | 4.54 | CURB INLET, TYPE 8 | 4+79.83 | 15.50 |
| S-5 | S-4<br>S-7<br>S-10 | 1.25 W<br>1.25 SE<br>1.20 S | 4.32 | JUNCTION BOX, MANHOLE | 4+96.01 | -25.23 |
| S-6 | S-8<br>S-4 | 1.55 S<br>1.50 NE | 3.76 | CURB INLET, TYPE 8 | 5+03.83 | 39.04 |
| S-7 | S-9<br>S-5 | 1.35 S<br>1.30 NW | 1.09 | CURB INLET, TYPE 8 | 5+11.07 | -47.67 |
| S-8 | S-6 | 1.60 N | 3.80 | CURB INLET, TYPE 8 | 5+32.66 | 39.28 |
| S-9 | S-7 | 1.45 N | 5.72 | CURB INLET, TYPE 8 | 5+44.38 | -46.73 |
| S-10 | S-11<br>S-5<br>S-12<br>S-16 | 0.40 W<br>0.40 N<br>0.40 SE<br>0.35 S | 4.64 | JUNCTION BOX, MANHOLE | 8+84.33 | -15.50 |
| S-11 | S-10<br>S-13 | 0.50 E<br>0.55 SW | 4.64 | JUNCTION BOX, MANHOLE | 8+84.33 | 15.50 |
| S-12 | S-14<br>S-10 | 0.55 S<br>0.50 NW | 4.31 | CURB INLET, TYPE 8 | 9+15.60 | -43.90 |
| S-13 | S-11<br>S-15 | 0.65 NE<br>0.70 S | 4.34 | CURB INLET, TYPE 8 | 9+11.89 | 40.82 |
| S-14 | S-12 | 0.65 N | 4.24 | CURB INLET, TYPE 8 | 9+40.30 | -43.38 |
| S-15 | S-13 | 0.80 N | 4.13 | CURB INLET, TYPE 8 | 9+43.52 | 40.04 |
| S-16 | S-10<br>S-17 | -0.10 N<br>-0.15 S | 4.68 | CURB INLET, TYPE 8 | 10+98.65 | -17.46 |

## DRAINAGE STRUCTURE SCHEDULE

| FROM | TO | INVERT | GRATE ELEV. | TYPE | STATION | OFFSET |
|---|---|---|---|---|---|---|
| S-17 | S-18<br>S-16<br>S-21 | 0.50 W<br>-0.55 N<br>-0.60 S | 4.08 | CURB INLET, TYPE 8 | 12+98.64 | -15.50 |
| S-18 | S-19<br>S-17 | 0.69 SW<br>0.60 E | 4.08 | CURB INLET, TYPE 8 | 12+98.64 | 15.50 |
| S-19 | B-101<br>S-20<br>S-18 | 1.25 W<br>0.90 S<br>0.85 NE | 3.71 | CURB INLET, TYPE 8 | 13+24.74 | 39.50 |
| S-20 | S-19 | 1.00 N | 3.82 | CURB INLET, TYPE 8 | 13+51.72 | 39.52 |
| S-21 | S-17<br>S-101<br>S-22<br>S-23 | -0.95 N<br>-1.00 E<br>1.40 W<br>0.30 S | 4.18 | CURB INLET, TYPE 8 | 14+58.79 | -15.50 |
| S-22 | S-21 | 1.60 E | 4.18 | CURB INLET, TYPE 8 | 14+58.79 | 15.50 |
| S-23 | S-21<br>S-25<br>S-24 | 0.75 N<br>0.80 S<br>1.50 W | 4.18 | CURB INLET, TYPE 8 | 16+73.79 | -15.50 |
| S-24 | S-23 | 1.60 E | 4.18 | CURB INLET, TYPE 8 | 16+73.79 | 15.50 |
| S-25 | S-23<br>S-26 | 1.25 N<br>1.30 W | 4.18 | CURB INLET, TYPE 8 | 18+91.68 | -15.50 |
| S-26 | S-25 | 1.40 E | 4.18 | CURB INLET, TYPE 8 | 18+91.68 | 15.50 |
| S-27 | S-30 | 0.75 S | 3.91 | CURB INLET, TYPE 8 | 21+18.58 | 41.32 |
| S-28 | S-29 | 0.85 S | 3.37 | CURB INLET, TYPE 8 | 21+22.69 | -51.50 |
| S-29 | S-28<br>S-32 | 0.77 N<br>0.67 SW | 3.62 | CURB INLET, TYPE 8 | 21+55.82 | -51.71 |
| S-30 | S-31<br>S-27 | 0.55 SE<br>0.60 N | 3.87 | CURB INLET, TYPE 8 | 21+60.74 | 41.84 |
| S-31 | S-32<br>S-34<br>S-30 | 0.35 E<br>0.30 S<br>0.35 NW | 4.23 | CURB INLET, TYPE 8 | 21+84.74 | 15.50 |
| S-32 | S-29<br>S-31 | 0.55 NE<br>0.45 W | 4.24 | CURB INLET, TYPE 8 | 21+89.82 | -15.50 |
| S-33 | S-34 | 0.00 SW | 4.20 | CURB INLET, TYPE 8 | 23+06.19 | -15.50 |
| S-34 | S-35<br>S-31<br>S-33 | -0.25 S<br>-0.15 N<br>-0.15 NE | 4.20 | CURB INLET, TYPE 8 | 23+39.36 | 15.50 |
| S-35 | S-40<br>S-34 | -0.75 S<br>-0.65 N | 4.34 | CURB INLET, TYPE 8 | 24+90.31 | 15.50 |
| S-36 | S-37 | -0.70 S | 4.05 | CURB INLET, TYPE 8 | 25+24.94 | -50.98 |
| S-37 | S-36<br>V-1E | -0.80 N<br>-0.91 W | 3.88 | CURB INLET, TYPE 8 | 25+52.27 | -51.03 |
| S-39 | V-1 | -1.10 NE<br>-1.10 W | 4.59 | JUNCTION BOX, MANHOLE | 25+50.35 | -16.01 |
| S-40 | S-35 | -0.92 N | 5.15 | JUNCTION MANHOLE | 25+50.26 | 15.50 |
| S-41 | S-42 | -0.55 W | 4.20 | CURB INLET, TYPE 8 | 26+30.09 | -15.50 |
| S-42 | S-45<br>S-41 | -0.65 S<br>-0.65 E<br>-0.75 N | 4.20 | CURB INLET, TYPE 8 | 26+30.09 | 15.50 |
| S-43 | S-44 | 0.00 W | 4.80 | CURB INLET, TYPE 8 | 27+27.25 | -28.28 |
| S-44 | S-43<br>S-45 | -0.05 E<br>-0.15 W | 1.56 | CURB INLET, TYPE VG | 27+30.16 | -13.47 |
| S-45 | S-42<br>S-44 | -0.35 N<br>-0.25 E | 4.20 | CURB INLET, TYPE 8 | 27+30.16 | 15.50 |
| S-46 | S-48<br>V-2W | -0.75 SW<br>-0.87 E | 4.24 | CURB INLET, TYPE 8 | 28+93.68 | 15.50 |
| S-47 | S-50<br>V-2E<br>S-51 | -0.15 S<br>-0.25 NW<br>-0.05 E | 3.59 | CURB INLET, TYPE 8 | 29+25.18 | -51.19 |

| Revision | By | Appd. | YY.MM.DD |
|---|---|---|---|
| | | | |

| Issued | By | Appd. | YY.MM.DD |
|---|---|---|---|
| ISSUED 90% DESIGN DRAWINGS TO CITY (PRELIM REVIEW) | KME | APPROVED | 22.04.15 |
| ISSUED 75% DESIGN DRAWINGS TO CITY (PRELIM REVIEW) | KME | APPROVED | 21.05.13 |


ECE
Erickson Consulting Engineers
7201 Delainey Court
Sarasota, FL 32420
www.ericksonconsultingengineers.com



Copyright Reserved
The Contractor shall verify and be responsible for all dimensions.
DO NOT scale the drawing - any errors or omissions shall be reported to Erickson Consulting Engineers (ECE) without delay.
The Copyrights to all designs and drawings are the property of ECE.
Reproduction or use for any purpose other than that authorized by ECE is forbidden.


Client/Project
CITY OF NAPLES
735 8th St S
NAPLES, FL.
Naples Beach Restoration & Water Quality Improvement Project

File Name:
16-329_Naples Outfalls_90-100% Drawings_RW-Plan.dwg

| JAW | SMT | KME | 21.06.01 |
|---|---|---|---|
| Dwn. | Chkd. | Dsgn. | YY.MM.DD |

Title
SUMMARY OF DRAINAGE STRUCTURES

| Project No. | Scale | |
|---|---|---|
| 16-329 | NOT TO SCALE | |
| Drawing No. | Sheet | Revision |
| R | 2 | 0 |

Z:\CADD_Graphics\US Projects\16-329_Naples Outfalls_Phase II\Design\90_100%_Plans\16-329_Naples Outfalls_90-100% Drawings_RW-Plan.dwg Apr 15, 2022 - 2:52pm

## DRAINAGE STRUCTURE SCHEDULE

| FROM | TO | INVERT | GRATE ELEV. | TYPE | STATION | OFFSET |
|---|---|---|---|---|---|---|
| S-48 | S-49<br>S-46 | -0.60 S<br>-0.65 NE | 3.89 | CURB INLET, TYPE 8 | 29+25.37 | 37.40 |
| S-49 | S-53<br>S-48 | -0.50 SE<br>-0.55 N | 4.02 | CURB INLET, TYPE 8 | 29+52.39 | 37.16 |
| S-50 | S-47 | -0.05 N | 4.44 | CURB INLET, TYPE 8 | 29+53.69 | -47.38 |
| S-51 | Structure - (80)<br>S-47 | 0.16 E<br>0.06 W | 2.62 | JUNCTION BOX, MANHOLE | 29+38.73 | -85.35 |
| S-52 | S-53 | -0.15 W | 4.24 | CURB INLET, TYPE 8 | 29+85.31 | -15.50 |
| S-53 | S-52<br>S-49<br>S-55 | -0.30 E<br>-0.35 NW<br>-0.10 S | 4.24 | CURB INLET, TYPE 8 | 29+85.20 | 15.50 |
| S-54 | S-55 | 0.60 W | 3.93 | CURB INLET, TYPE 8 | 31+29.01 | -28.40 |
| S-55 | S-54<br>S-53 | 0.45 E<br>0.40 N | 4.67 | CURB INLET, TYPE 8 | 31+29.11 | 15.50 |
| S-56 | V-3E<br>S-58 | 0.18 NW<br>0.20 S | 4.64 | CURB INLET, TYPE 8 | 33+25.65 | -44.48 |
| S-57 | V-3W<br>B-104<br>S-59 | 0.37 NE<br>0.50 W<br>0.57 S | 4.70 | CURB INLET, TYPE 8 | 33+31.86 | 37.23 |
| S-58 | S-56 | 0.27 N | 4.61 | CURB INLET, TYPE 8 | 33+52.62 | -44.50 |
| S-59 | S-57 | 0.62 N | 4.65 | CURB INLET, TYPE 8 | 33+59.85 | 39.56 |
| S-60 | S-62<br>V-4E | 0.60 S<br>0.56 W | 4.66 | JUNCTION BOX, MANHOLE | 35+10.88 | -27.18 |
| S-61 | V-4W | 0.65 NE | 4.86 | CURB INLET, TYPE 8 | 35+22.83 | 15.50 |
| S-62 | S-60 | 0.75 N | 4.07 | CURB INLET, TYPE 8 | 35+51.22 | -26.33 |
| S-63 | V-5W<br>S-67 | -0.85 E<br>-0.80 SW | 4.29 | CURB INLET, TYPE 8 | 37+02.51 | 15.50 |
| S-64 | S-66<br>V-5E<br>S-65 | -0.65 SE<br>-0.75 NW<br>-0.75 SW | 4.62 | JUNCTION BOX, MANHOLE | 37+07.21 | -33.47 |
| S-65 | S-64<br>S-70 | -0.65 NE<br>-0.55 S | 4.28 | CURB INLET, TYPE 8 | 37+15.75 | -26.98 |
| S-66 | S-64 | -0.55 NW | 4.28 | CURB INLET, TYPE 8 | 37+22.93 | -49.46 |
| S-67 | S-63<br>S-68 | -0.70 NE<br>-0.65 S | 4.06 | CURB INLET, TYPE 8 | 37+33.73 | 39.61 |
| S-68 | S-67<br>S-71 | -0.55 N<br>-0.50 SE | 4.05 | CURB INLET, TYPE 8 | 37+63.02 | 39.48 |
| S-69 | S-70 | -0.15 SW | 4.08 | CURB INLET, TYPE 8 | 37+74.19 | -50.95 |
| S-70 | S-69<br>S-65 | -0.25 NE<br>-0.35 N | 4.22 | CURB INLET, TYPE 8 | 37+82.69 | -25.47 |
| S-71 | S-68 | -0.35 NW | 4.30 | CURB INLET, TYPE 8 | 37+94.47 | 15.50 |
| S-72 | V-6W | 0.45 E | 4.70 | CURB INLET, TYPE 8 | 39+26.92 | 15.50 |
| S-73 | S-74<br>V-6E | 0.45 S<br>0.40 W | 4.92 | JUNCTION BOX, MANHOLE | 39+35.57 | -27.25 |
| S-74 | S-73 | 0.60 N | 4.57 | CURB INLET, TYPE 8 | 39+71.07 | -25.27 |
| S-75 | S-78<br>V-7E | -0.13 S<br>-0.18 W | 4.55 | CURB INLET, TYPE 8 | 41+45.27 | -48.65 |
| S-76 | S-77<br>V-7W | 0.70 S<br>0.65 NE | 4.49 | CURB INLET, TYPE 8 | 41+45.73 | 43.72 |
| S-77 | S-76<br>S-79 | 0.75 N<br>0.80 S | 4.30 | JUNCTION BOX, MANHOLE | 41+59.20 | 42.80 |

## DRAINAGE STRUCTURE SCHEDULE

| FROM | TO | INVERT | GRATE ELEV. | TYPE | STATION | OFFSET |
|---|---|---|---|---|---|---|
| S-78 | S-80<br>S-75 | -0.02 S<br>-0.07 N | 4.50 | CURB INLET, TYPE 8 | 41+72.19 | -44.50 |
| S-79 | B-107<br>S-77 | 0.80 W<br>0.85 N | 4.54 | CURB INLET, TYPE 8 | 41+72.66 | 41.88 |
| S-80 | S-78 | 0.00 N | 4.63 | JUNCTION BOX, MANHOLE | 41+81.80 | -44.67 |
| S-81 | V-8W | 0.42 SE | 4.67 | CURB INLET, TYPE 8 | 43+18.39 | 15.50 |
| S-82 | V-8E | 0.36 SW | 2.74 | CURB INLET, TYPE 8 | 43+49.24 | -26.54 |
| S-83 | S-85<br>V-9W<br>S-90 | 0.88 SW<br>0.83 E<br>0.88 S | 4.10 | CURB INLET, TYPE 8 | 45+13.69 | 15.50 |
| S-84 | S-87<br>V-9E | 0.93 S<br>0.88 NW | 3.96 | CURB INLET, TYPE 8 | 45+45.19 | -44.42 |
| S-85 | S-88<br>S-83 | 1.01 S<br>0.96 NE | 3.80 | CURB INLET, TYPE 8 | 45+45.09 | 39.56 |
| S-87 | S-84 | 0.99 N | 3.90 | CURB INLET, TYPE 8 | 45+71.98 | -40.61 |
| S-88 | S-85 | 1.07 N | 3.57 | CURB INLET, TYPE 8 | 45+72.35 | 39.33 |
| S-89 | S-90 | 1.32 W | 5.87 | CURB INLET, TYPE 8 | 46+59.71 | -16.04 |
| S-90 | S-89<br>S-83 | 1.25 E<br>1.20 N | 5.79 | CURB INLET, TYPE 8 | 46+59.71 | 15.15 |
| S-100 | V-10<br>6-3A | -2.90 S<br>-2.90 N | 0.34 | BEND | 17+54.62 | -24.58 |
| S-101 | S-21 | -1.15 W | 1.22 | MES | 14+58.79 | -82.85 |
| V-1 | S-39<br>V-10<br>V-1E<br>V-1W | -1.10 SW<br>-4.50 N<br>-1.10 SE<br>-6.20 S<br>-6.30 W | 4.39 | STORMWATER VAULT | 25+45.93 | -20.42 |
| V-2 | V-3<br>V-1W<br>V-2E<br>V-2W | -5.04 S<br>-5.14 N<br>-0.33 E<br>-1.00 W | 4.15 | STORMWATER VAULT | 29+06.56 | -20.62 |
| V-3 | V-4<br>V-3E<br>V-3W<br>V-2 | -3.77 S<br>0.00 E<br>0.23 W<br>-3.87 N | 5.20 | STORMWATER VAULT | 32+97.16 | -19.17 |
| V-4 | V-5<br>V-3<br>V-4W<br>V-4E | -3.03 S<br>-3.13 N<br>0.53 W<br>0.53 E | 4.96 | STORMWATER VAULT | 35+10.91 | -18.42 |
| V-5 | V-6<br>V-4<br>V-5W<br>V-5E | -2.37 S<br>-2.47 N<br>-1.00 W<br>-0.80 E | 4.35 | STORMWATER VAULT | 36+96.18 | -17.27 |
| V-6 | V-7<br>V-6E<br>V-5<br>V-6W | -1.68 S<br>0.35 E<br>-1.78 N<br>0.30 W | 4.54 | STORMWATER VAULT | 39+34.87 | -11.32 |
| V-7 | V-8<br>V-7E<br>V-7W<br>V-6 | -1.09 S<br>-0.26 E<br>0.40 W<br>-1.19 N | 4.95 | STORMWATER VAULT | 41+29.24 | -11.06 |
| V-8 | V-9<br>V-7<br>V-8E<br>V-8W | -0.41 S<br>-0.51 N<br>0.32 E<br>0.32 W | 4.42 | STORMWATER VAULT | 43+60.40 | -9.00 |
| V-9 | V-8<br>V-9E<br>V-9W | -0.01 N<br>0.78 E<br>0.78 W | 4.01 | STORMWATER VAULT | 45+16.20 | -8.15 |
| V-10 | V-1<br>S-100 | -3.80 S<br>-3.80 N | -0.25 | STORMWATER VAULT, TYPE E | 21+97.70 | -22.28 |

| Revision | By | Appd. | YY.MM.DD |
|---|---|---|---|

| Issued | By | Appd. | YY.MM.DD |
|---|---|---|---|
| ISSUED 90% DESIGN DRAWINGS TO CITY (PRELIM REVIEW) | KME | APPROVED | 22.04.15 |
| ISSUED 75% DESIGN DRAWINGS TO CITY (PRELIM REVIEW) | KME | APPROVED | 21.05.13 |


ECE
Erickson Consulting Engineers
7201 Delainey Court
Sarasota, FL 32420
www.ericksonconsultingengineers.com



Copyright Reserved
The Contractor shall verify and be responsible for all dimensions.
DO NOT scale the drawing - any errors or omissions shall be reported to Erickson Consulting Engineers (ECE) without delay.
The Copyrights to all designs and drawings are the property of ECE.
Reproduction or use for any purpose other than that authorized by ECE is forbidden.


Client/Project
CITY OF NAPLES
735 8th St S
NAPLES, FL.
Naples Beach Restoration & Water Quality Improvement Project

File Name:
16-329_Naples Outfalls_90-100% Drawings_RW-Plan.dwg

| JAW | SMT | KME | 21.06.01 |
|---|---|---|---|
| Dwn. | Chkd. | Dsgn. | YY.MM.DD |




Title
SUMMARY OF DRAINAGE STRUCTURES

| Project No. | Scale | |
|---|---|---|
| 16-329 | NOT TO SCALE | |
| Drawing No. | Sheet | Revision |
| R | 3 | 0 |

Z:\CADD_Graphics\US Projects\16-329_Naples Outfalls_Phase II\Design\90-100%_Plans\16-329_Naples Outfalls_90-100% Drawings_RW-Plan.dwg Apr 15, 2022-2:52pm

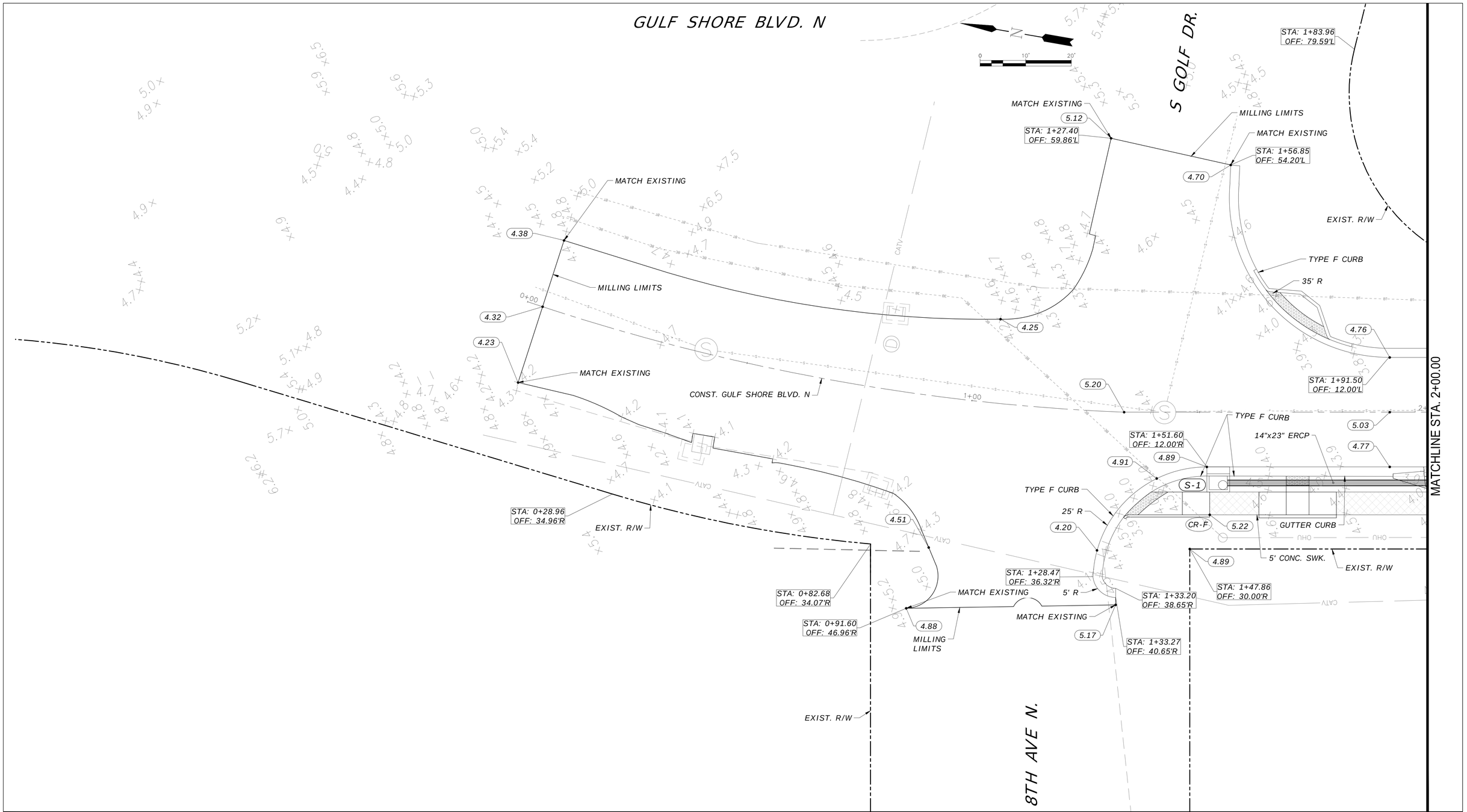


| Revision | By | Appd. | YY.MM.DD |
|---|---|---|---|

| Issued | By | Appd. | YY.MM.DD |
|---|---|---|---|
| ISSUED 90% DESIGN DRAWINGS TO CITY (PRELIM REVIEW) | KME | APPROVED | 22.04.15 |
| ISSUED 75% DESIGN DRAWINGS TO CITY (PRELIM REVIEW) | KME | APPROVED | 21.05.13 |


ECE
Erickson Consulting Engineers
7201 Delainey Court
Sarasota, FL 32420
www.ericksonconsultingengineers.com



Copyright Reserved
The Contractor shall verify and be responsible for all dimensions. DO NOT scale the drawing - any errors or omissions shall be reported to Erickson Consulting Engineers (ECE) without delay. The Copyrights to all designs and drawings are the property of ECE. Reproduction or use for any purpose other than that authorized by ECE is forbidden.


Client/Project
CITY OF NAPLES
735 8th St S
NAPLES, FL.
Naples Beach Restoration & Water Quality Improvement Project

File Name:
16-329_Naples Outfalls_90-100% Drawings_RW-Plan.dwg

| Dwn. | Chkd. | Dsgn. | YY.MM.DD |
|---|---|---|---|
| JAW | SMT | KME | 21.06.01 |




Title
ROADWAY PLAN VIEW
STA. 0+00 - 2+00

| Project No. | Scale | |
|---|---|---|
| 16-329 | AS NOTED | |
| Drawing No. | Sheet | Revision |
| R | 4 | 0 |

Z:\CADD_Graphics\US Projects\16-329_Naples Outfalls_Phase II\Design\90_100%_Plans\16-329_Naples Outfalls_90-100% Drawings_RW-Plan.dwg Apr 15, 2022-2:52pm

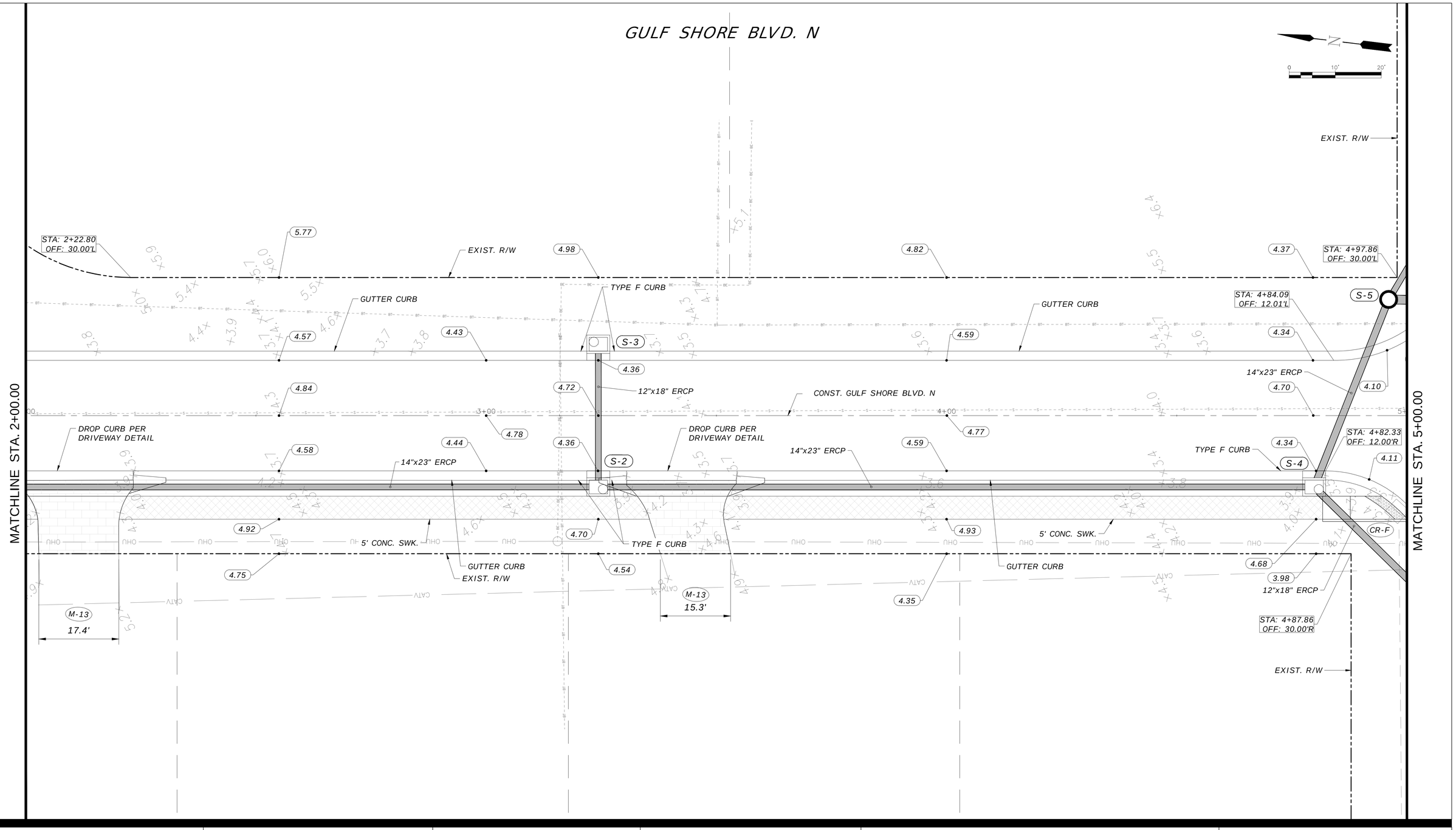


Z:\CADD_Graphics\US Projects\16-329_Naples Outfalls_Phase II\Design\90_100%_Plans\16-329_Naples Outfalls_90-100% Drawings_RW-Plan.dwg Apr 15, 2022 - 2:52pm

| Revision | By | Appd. | YY.MM.DD |
|---|---|---|---|

| Issued | By | Appd. | YY.MM.DD |
|---|---|---|---|
| ISSUED 90% DESIGN DRAWINGS TO CITY (PRELIM REVIEW) | KME | APPROVED | 22.04.15 |
| ISSUED 75% DESIGN DRAWINGS TO CITY (PRELIM REVIEW) | KME | APPROVED | 21.05.13 |


ECE
Erickson Consulting Engineers
7201 Delainey Court
Sarasota, FL 32420
www.ericksonconsultingengineers.com



Copyright Reserved
The Contractor shall verify and be responsible for all dimensions.
DO NOT scale the drawing - any errors or omissions shall be reported to Erickson Consulting Engineers (ECE) without delay.
The Copyrights to all designs and drawings are the property of ECE.
Reproduction or use for any purpose other than that authorized by ECE is forbidden.


Client/Project
CITY OF NAPLES
735 8th St S
NAPLES, FL.
Naples Beach Restoration & Water Quality Improvement Project

File Name:
16-329_Naples Outfalls_90-100% Drawings_RW-Plan.dwg

| JAW | SMT | KME | 21.06.01 |
|---|---|---|---|
| Dwn. | Chkd. | Dsgn. | YY.MM.DD |

Title
ROADWAY PLAN VIEW
STA. 2+00 - 5+00

| Project No. | Scale | |
|---|---|---|
| 16-329 | AS NOTED | |
| Drawing No. | Sheet | Revision |
| R | 5 | 0 |

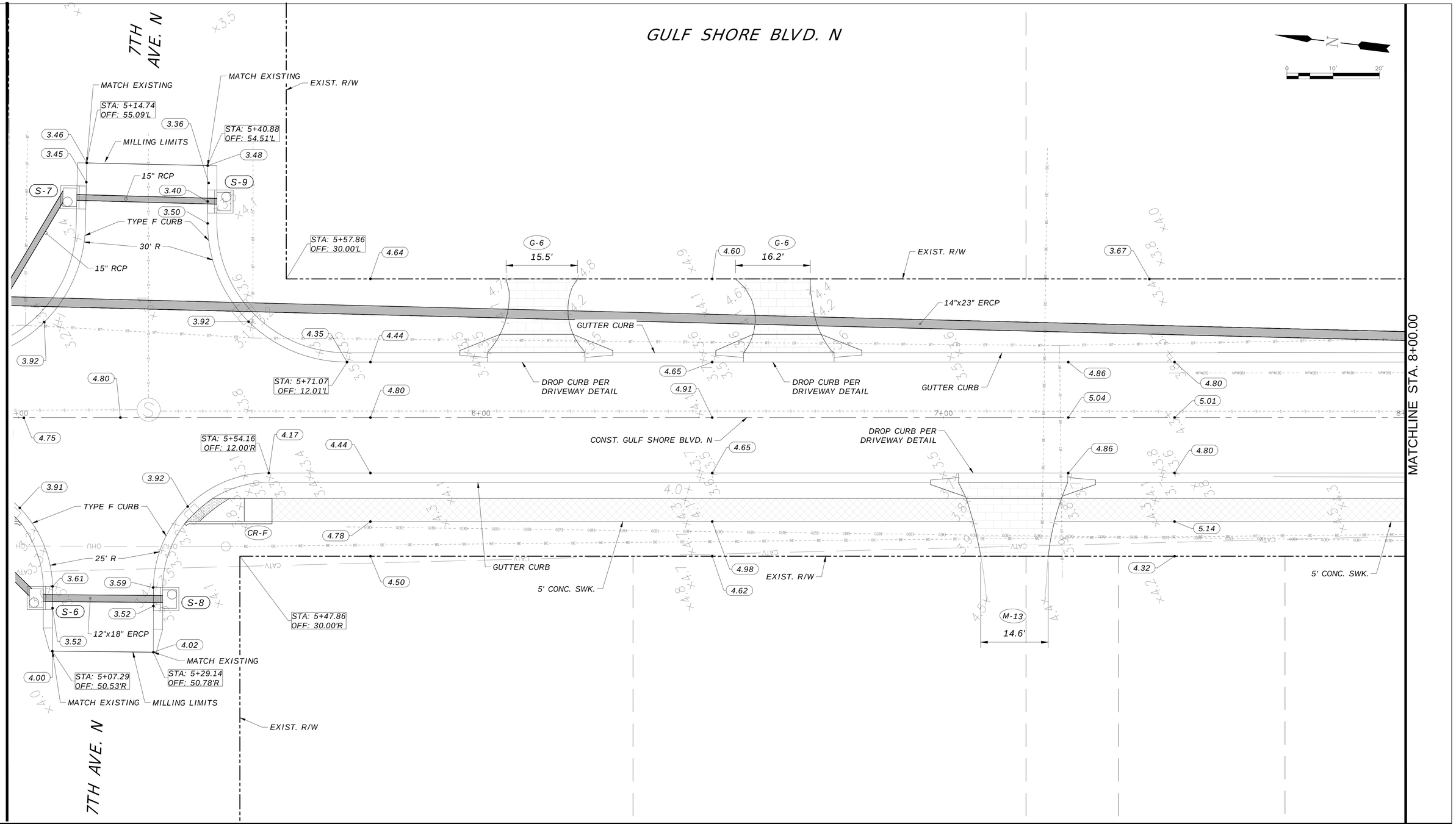


Z:\CADD_Graphics\US Projects\16-329_Naples Outfalls_Phase II\Design\90_100%_Plans\16-329_Naples Outfalls_90-100% Drawings_RW-Plan.dwg Apr 15, 2022-2:52pm

| Revision | By | Appd. | YY.MM.DD |
|---|---|---|---|

| Issued | By | Appd. | YY.MM.DD |
|---|---|---|---|
| ISSUED 90% DESIGN DRAWINGS TO CITY (PRELIM REVIEW) | KME | APPROVED | 22.04.15 |
| ISSUED 75% DESIGN DRAWINGS TO CITY (PRELIM REVIEW) | KME | APPROVED | 21.05.13 |

ECE
Erickson Consulting Engineers


7201 Delainey Court
Sarasota, FL 32420
www.ericksonconsultingengineers.com



Copyright Reserved

The Contractor shall verify and be responsible for all dimensions. DO NOT scale the drawing - any errors or omissions shall be reported to Erickson Consulting Engineers (ECE) without delay. The Copyrights to all designs and drawings are the property of ECE. Reproduction or use for any purpose other than that authorized by ECE is forbidden.


Client/Project

CITY OF NAPLES
735 8th St S
NAPLES, FL.

Naples Beach Restoration & Water Quality Improvement Project

File Name:
16-329_Naples Outfalls_90-100% Drawings_RW-Plan.dwg

| JAW | SMT | KME | 21.06.01 |
|---|---|---|---|
| Dwn. | Chkd. | Dsgn. | YY.MM.DD |

Title

ROADWAY PLAN VIEW
STA. 5+00 - 8+00

| Project No. | Scale | |
|---|---|---|
| 16-329 | AS NOTED | |
| Drawing No. | Sheet | Revision |
| R | 6 | 0 |

GULF SHORE BLVD. N

N LAKE DR.

EXIST. R/W

MATCH EXISTING

MILLING LIMITS

STA: 9+19.32
OFF: 50.44'L

STA: 8+99.48
OFF: 44.63'L

STA: 8+89.01
OFF: 12.00'L

STA: 8+84.49
OFF: 30.00'L

12"x18" ERCP

S-12

S-14

STA: 9+36.63
OFF: 50.59'L

STA: 9+57.31
OFF: 44.63'L

STA: 9+72.31
OFF: 30.00'L

30' R

TYPE F CURB

14"x23" ERCP

S-10

S-16

GUTTER CURB

RECLAIM WATER LINE

DROP CURB PER
DRIVEWAY DETAIL

CONST. GULF SHORE BLVD. N

STA: 9+66.84
OFF: 12.00'L

STA: 8+90.43
OFF: 12.00'R

STA: 9+64.98
OFF: 12.00'R

S-11

CR-F

25' R

S-13

S-15

STA: 8+87.86
OFF: 30.00'R

STA: 9+15.10
OFF: 52.34'R

STA: 9+40.58
OFF: 51.54'R

STA: 9+68.93
OFF: 30.00'R

5' CONC. SWK.

M-13

24.4'

14.9'

MATCHLINE STA. 8+00.00

MATCHLINE STA. 11+00.00

| Revision | By | Appd. | YY.MM.DD |
|---|---|---|---|

| Issued | By | Appd. | YY.MM.DD |
|---|---|---|---|
| ISSUED 90% DESIGN DRAWINGS TO CITY (PRELIM REVIEW) | KME | APPROVED | 22.04.15 |
| ISSUED 75% DESIGN DRAWINGS TO CITY (PRELIM REVIEW) | KME | APPROVED | 21.05.13 |


ECE
Erickson Consulting Engineers
7201 Delainey Court
Sarasota, FL 32420
www.ericksonconsultingengineers.com



Copyright Reserved
The Contractor shall verify and be responsible for all dimensions. DO NOT scale the drawing - any errors or omissions shall be reported to Erickson Consulting Engineers (ECE) without delay.
The Copyrights to all designs and drawings are the property of ECE. Reproduction or use for any purpose other than that authorized by ECE is forbidden.


Client/Project
CITY OF NAPLES
735 8th St S
NAPLES, FL.
Naples Beach Restoration & Water Quality Improvement Project

File Name: 16-329_Naples Outfalls_90-100% Drawings_RW-Plan.dwg

| JAW | SMT | KME | 21.06.01 |
|---|---|---|---|
| Dwn. | Chkd. | Dsgn. | YY.MM.DD |

Title
ROADWAY PLAN VIEW
STA. 8+00 - 11+00

| Project No. | Scale | |
|---|---|---|
| 16-329 | AS NOTED | |
| Drawing No. | Sheet | Revision |
| R | 7 | 0 |

Z:\CADD_Graphics\US Projects\16-329_Naples Outfalls_Phase II\Design\90_100%_Plans\16-329_Naples Outfalls_90-100% Drawings_RW-Plan.dwg Apr 15, 2022-2:53pm

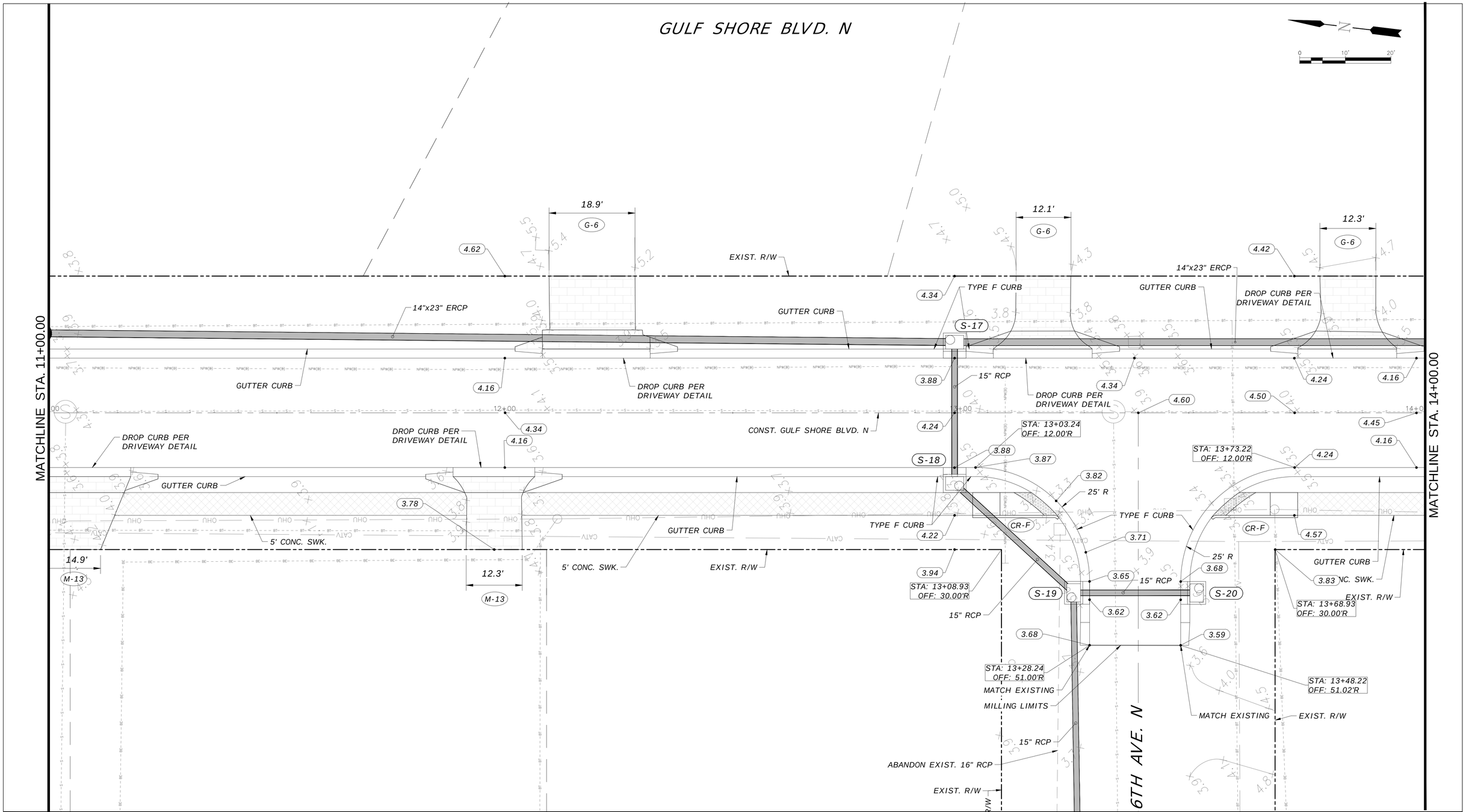


| Revision | By | Appd. | YY.MM.DD |
|---|---|---|---|

| Issued | By | Appd. | YY.MM.DD |
|---|---|---|---|
| ISSUED 90% DESIGN DRAWINGS TO CITY (PRELIM REVIEW) | KME | APPROVED | 22.04.15 |
| ISSUED 75% DESIGN DRAWINGS TO CITY (PRELIM REVIEW) | KME | APPROVED | 21.05.13 |

ECE
Erickson Consulting Engineers

7201 Delainey Court
Sarasota, FL 32420
www.ericksonconsultingengineers.com

Copyright Reserved
The Contractor shall verify and be responsible for all dimensions. DO NOT scale the drawing - any errors or omissions shall be reported to Erickson Consulting Engineers (ECE) without delay.
The Copyrights to all designs and drawings are the property of ECE. Reproduction or use for any purpose other than that authorized by ECE is forbidden.

Client/Project
CITY OF NAPLES
735 8th St S
NAPLES, FL.
Naples Beach Restoration & Water Quality Improvement Project

File Name:
16-329_Naples Outfalls_90-100% Drawings_RW-Plan.dwg

| Dwn. | Chkd. | Dsgn. | YY.MM.DD |
|---|---|---|---|
| JAW | SMT | KME | 21.06.01 |




Title
ROADWAY PLAN VIEW
STA. 11+00 - 14+00

| Project No. | Scale |
|---|---|
| 16-329 | AS NOTED |

| Drawing No. | Sheet | Revision |
|---|---|---|
| R | 8 | 0 |

Z:\CADD_Graphics\US Projects\16-329_Naples Outfalls_Phase II\Design\90_100%_Plans\16-329_Naples Outfalls_90-100% Drawings_RW-Plan.dwg Apr 15, 2022-2:53pm

GULF SHORE BLVD. N

N

0 10' 20'

MATCHLINE STA. 14+00.00

MATCHLINE STA. 17+00.00

S-101

24" RCP

6-4A

6-4B

48" HDPE

5.26

EXIST. R/W

4.46

4.97

4.83

5.73

GUTTER CURB

TYPE F CURB

14"x23" ERCP

S-21

GUTTER CURB

4.31

4.20

TYPE F CURB

S-23

14"x23" ERCP

3.98

4.11

3.98

15" RCP

4.49

4.34

15+00

16+00

4.34

4.40

4.44

CONST. GULF SHORE BLVD. N

DROP CURB PER DRIVEWAY DETAIL

15" RCP

4.11

4.31

4.20

GUTTER CURB

3.98

S-22

S-24

4.32

TYPE F CURB

4.45

5' CONC. SWK.

GUTTER CURB

5' CONC. SWK.

TYPE F CURB

4.32

3.86

4.24

EXIST. R/W

4.33

13.9'

M-13

4.54

3.96

M-13

4.65

4.03

13.4'

Z:\CADD_Graphics\US Projects\16-329_Naples Outfalls_Phase II\Design\90_100%_Plans\16-329_Naples Outfalls_90-100% Drawings_RW-Plan.dwg Apr 15, 2022-2:53pm

| Revision | By | Appd. | YY.MM.DD |
|---|---|---|---|

| Issued | By | Appd. | YY.MM.DD |
|---|---|---|---|
| ISSUED 90% DESIGN DRAWINGS TO CITY (PRELIM REVIEW) | KME | APPROVED | 22.04.15 |
| ISSUED 75% DESIGN DRAWINGS TO CITY (PRELIM REVIEW) | KME | APPROVED | 21.05.13 |


ECE
Erickson Consulting Engineers
7201 Delainey Court
Sarasota, FL 32420
www.ericksonconsultingengineers.com



Copyright Reserved
The Contractor shall verify and be responsible for all dimensions. DO NOT scale the drawing - any errors or omissions shall be reported to Erickson Consulting Engineers (ECE) without delay.
The Copyrights to all designs and drawings are the property of ECE. Reproduction or use for any purpose other than that authorized by ECE is forbidden.


Client/Project
CITY OF NAPLES
735 8th St S
NAPLES, FL.
Naples Beach Restoration & Water Quality Improvement Project

File Name: 16-329_Naples Outfalls_90-100% Drawings_RW-Plan.dwg

| Dwn. | Chkd. | Dsgn. | YY.MM.DD |
|---|---|---|---|
| JAW | SMT | KME | 21.06.01 |

Title
ROADWAY PLAN VIEW
STA. 14+00 - 17+00

| Project No. | Scale | |
|---|---|---|
| 16-329 | AS NOTED | |
| Drawing No. | Sheet | Revision |
| R | 9 | 0 |

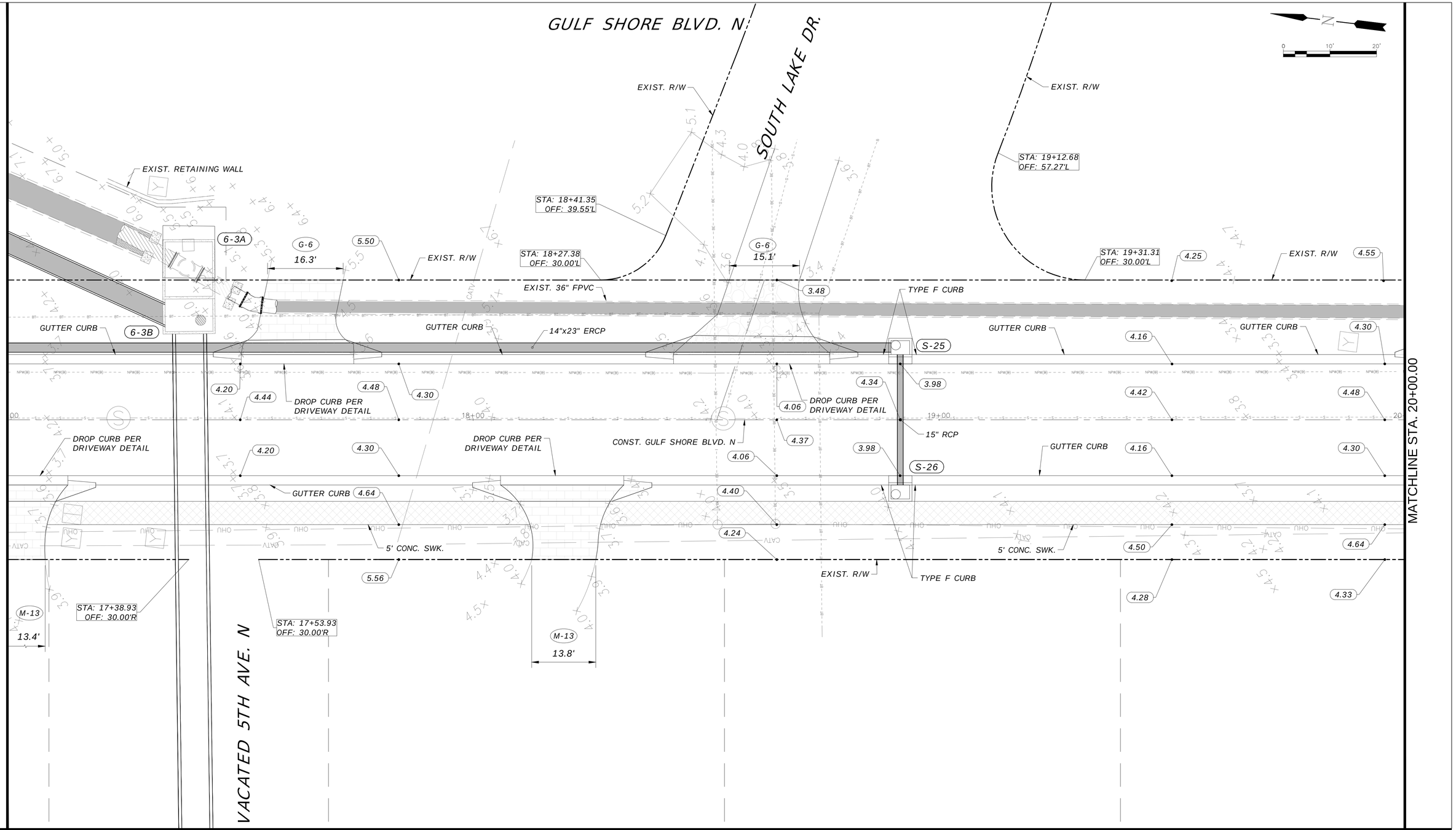


| Revision | By | Appd. | YY.MM.DD |
|---|---|---|---|

| Issued | By | Appd. | YY.MM.DD |
|---|---|---|---|
| ISSUED 90% DESIGN DRAWINGS TO CITY (PRELIM REVIEW) | KME | APPROVED | 22.04.15 |
| ISSUED 75% DESIGN DRAWINGS TO CITY (PRELIM REVIEW) | KME | APPROVED | 21.05.13 |


ECE
Erickson Consulting Engineers
7201 Delainey Court
Sarasota, FL 32420
www.ericksonconsultingengineers.com



Copyright Reserved
The Contractor shall verify and be responsible for all dimensions. DO NOT scale the drawing - any errors or omissions shall be reported to Erickson Consulting Engineers (ECE) without delay.
The Copyrights to all designs and drawings are the property of ECE. Reproduction or use for any purpose other than that authorized by ECE is forbidden.


Client/Project
CITY OF NAPLES
735 8th St S
NAPLES, FL.
Naples Beach Restoration & Water Quality Improvement Project

File Name: 16-329_Naples Outfalls_90-100% Drawings_RW-Plan.dwg

| JAW | SMT | KME | 21.06.01 |
|---|---|---|---|
| Dwn. | Chkd. | Dsgn. | YY.MM.DD |

Title
ROADWAY PLAN VIEW
STA. 17+00 - 20+00

| Project No. | Scale | |
|---|---|---|
| 16-329 | AS NOTED | |
| Drawing No. | Sheet | Revision |
| R | 10 | 0 |

Z:\CADD_Graphics\US Projects\16-329_Naples Outfalls_Phase II\Design\90_100%_Plans\16-329_Naples Outfalls_90-100% Drawings_RW-Plan.dwg Apr 15, 2022-2:53pm

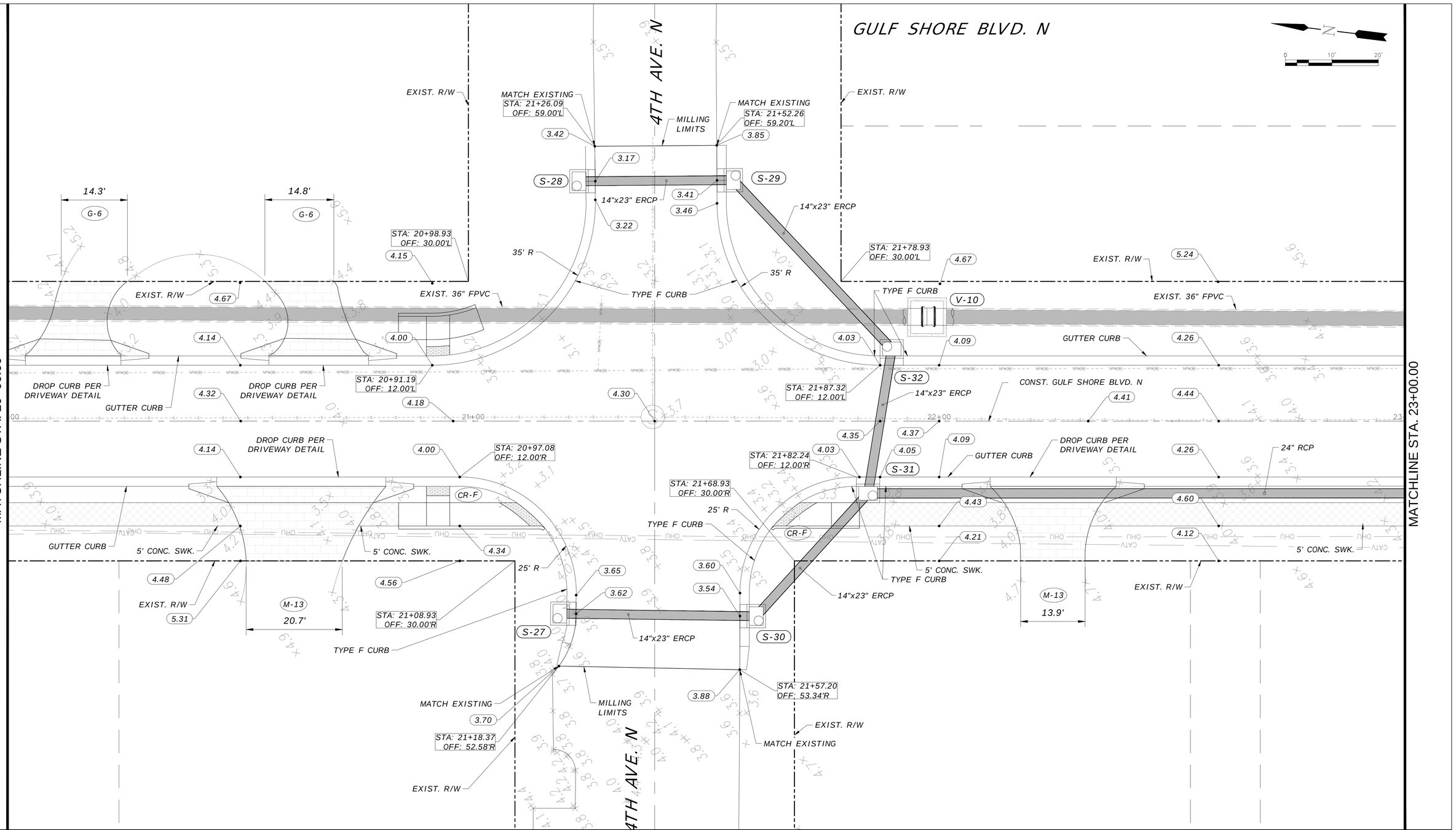


| Revision | By | Appd. | YY.MM.DD |
|---|---|---|---|

| Issued | By | Appd. | YY.MM.DD |
|---|---|---|---|
| ISSUED 90% DESIGN DRAWINGS TO CITY (PRELIM REVIEW) | KME | APPROVED | 22.04.15 |
| ISSUED 75% DESIGN DRAWINGS TO CITY (PRELIM REVIEW) | KME | APPROVED | 21.05.13 |

ECE
Erickson Consulting Engineers

7201 Delainey Court
Sarasota, FL 32420
www.ericksonconsultingengineers.com

Copyright Reserved
The Contractor shall verify and be responsible for all dimensions.
DO NOT scale the drawing - any errors or omissions shall be reported to Erickson Consulting Engineers (ECE) without delay.
The Copyrights to all designs and drawings are the property of ECE.
Reproduction or use for any purpose other than that authorized by ECE is forbidden.

Client/Project
CITY OF NAPLES
735 8th St S
NAPLES, FL.
Naples Beach Restoration & Water Quality Improvement Project
File Name:
16-329_Naples Outfalls_90-100% Drawings_RW-Plan.dwg

| JAW | SMT | KME | 21.06.01 |
|---|---|---|---|
| Dwn. | Chkd. | Dsgn. | YY.MM.DD |

Title
ROADWAY PLAN VIEW
STA. 20+00 - 23+00

| Project No. | Scale | |
|---|---|---|
| 16-329 | AS NOTED | |
| Drawing No. | Sheet | Revision |
| R | 11 | 0 |

Z:\CADD_Graphics\US Projects\16-329_Naples Outfalls_Phase II\Design\90_100%_Plans\16-329_Naples Outfalls_90-100% Drawings_RW-Plan.dwg Apr 15, 2022-2:53pm

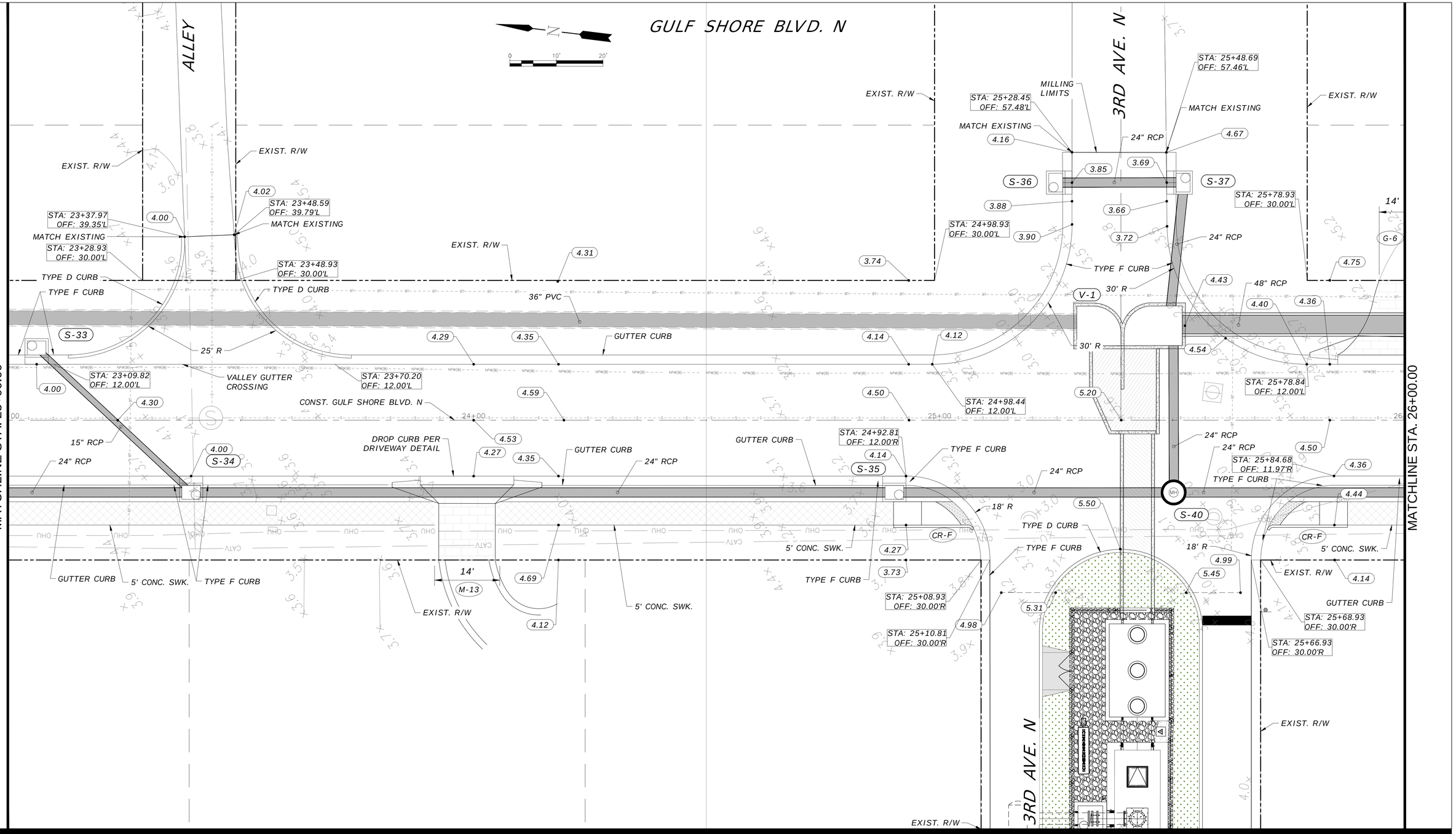


| Revision | By | Appd. | YY.MM.DD |
|---|---|---|---|

| Issued | By | Appd. | YY.MM.DD |
|---|---|---|---|
| ISSUED 90% DESIGN DRAWINGS TO CITY (PRELIM REVIEW) | KME | APPROVED | 22.04.15 |
| ISSUED 75% DESIGN DRAWINGS TO CITY (PRELIM REVIEW) | KME | APPROVED | 21.05.13 |


ECE
Erickson Consulting Engineers
7201 Delainey Court
Sarasota, FL 32420
www.ericksonconsultingengineers.com



Copyright Reserved
The Contractor shall verify and be responsible for all dimensions.
DO NOT scale the drawing - any errors or omissions shall be reported to Erickson Consulting Engineers (ECE) without delay.
The Copyrights to all designs and drawings are the property of ECE.
Reproduction or use for any purpose other than that authorized by ECE is forbidden.


Client/Project
CITY OF NAPLES
735 8th St S
NAPLES, FL.
Naples Beach Restoration & Water Quality Improvement Project

File Name: 16-329_Naples Outfalls_90-100% Drawings_RW-Plan.dwg

| JAW | SMT | KME | 21.06.01 |
|---|---|---|---|
| Dwn. | Chkd. | Dsgn. | YY.MM.DD |

Title
ROADWAY PLAN VIEW
STA. 23+00 - 26+00

| Project No. | Scale | |
|---|---|---|
| 16-329 | AS NOTED | |
| Drawing No. | Sheet | Revision |
| R | 12 | 0 |

Z:\CADD_Graphics\US_Projects\16-329_Naples Outfalls_Phase II\Design\90_100%_Plans\16-329_Naples Outfalls_90-100% Drawings_RW-Plan.dwg Apr 15, 2022 - 2:53pm

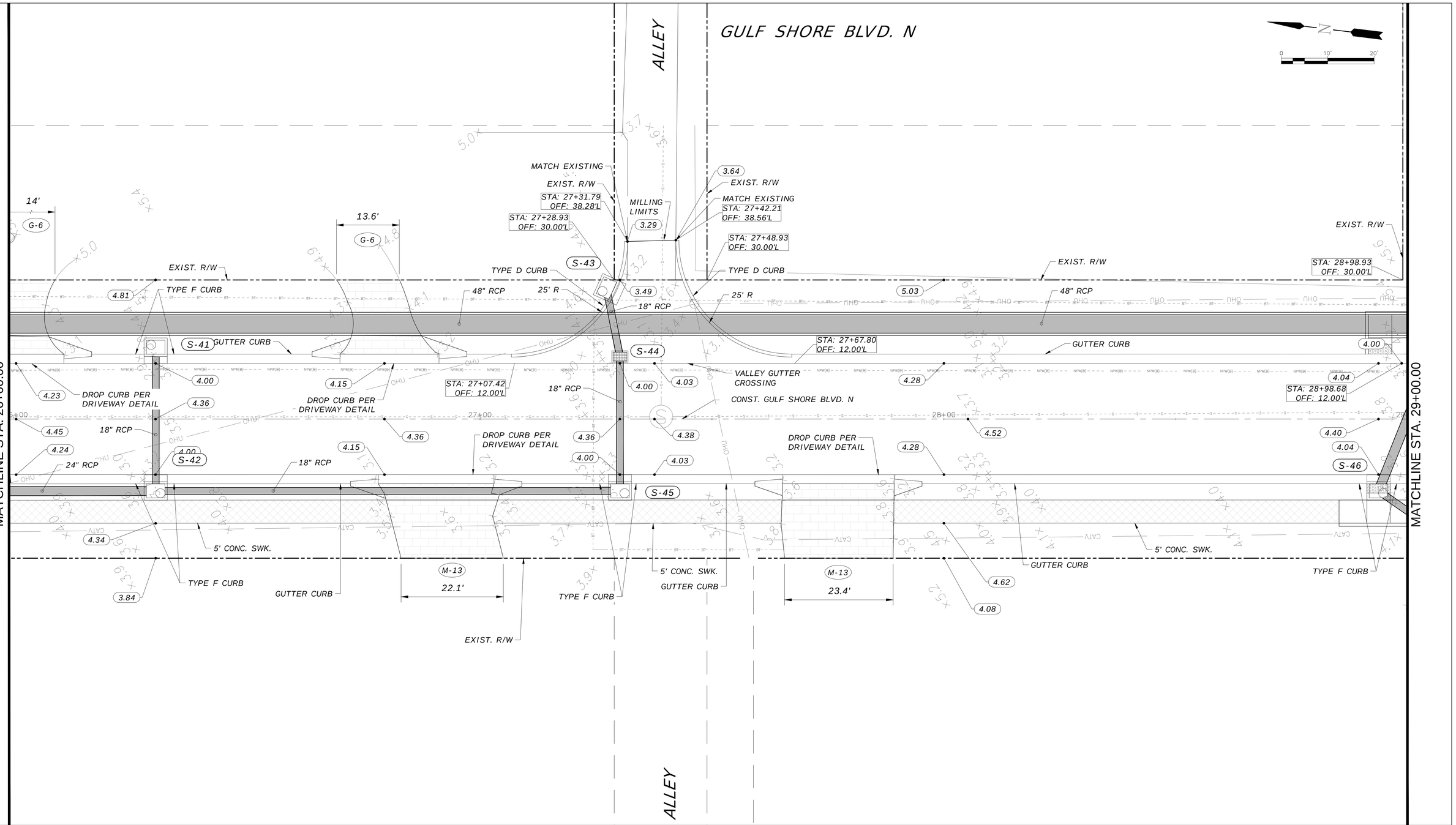


| Revision | By | Appd. | YY.MM.DD |
|---|---|---|---|

| Issued | By | Appd. | YY.MM.DD |
|---|---|---|---|
| ISSUED 90% DESIGN DRAWINGS TO CITY (PRELIM REVIEW) | KME | APPROVED | 22.04.15 |
| ISSUED 75% DESIGN DRAWINGS TO CITY (PRELIM REVIEW) | KME | APPROVED | 21.05.13 |

ECE
Erickson Consulting Engineers


7201 Delainey Court
Sarasota, FL 32420
www.ericksonconsultingengineers.com



Copyright Reserved

The Contractor shall verify and be responsible for all dimensions. DO NOT scale the drawing - any errors or omissions shall be reported to Erickson Consulting Engineers (ECE) without delay. The Copyrights to all designs and drawings are the property of ECE. Reproduction or use for any purpose other than that authorized by ECE is forbidden.


Client/Project

CITY OF NAPLES
735 8th St S
NAPLES, FL.

Naples Beach Restoration & Water Quality Improvement Project

File Name:
16-329_Naples Outfalls_90-100% Drawings_RW-Plan.dwg

| JAW | SMT | KME | 21.06.01 |
|---|---|---|---|
| Dwn. | Chkd. | Dsgn. | YY.MM.DD |

Title

ROADWAY PLAN VIEW
STA. 26+00 - 29+00

| Project No. | Scale | |
|---|---|---|
| 16-329 | AS NOTED | |
| Drawing No. | Sheet | Revision |
| R | 13 | 0 |

Z:\CADD_Graphics\US Projects\16-329_Naples Outfalls_Phase II\Design\90_100%_Plans\16-329_Naples Outfalls_90-100% Drawings_RW-Plan.dwg Apr 15, 2022-2:53pm

GULF SHORE BLVD. N

2ND AVE. N

ALLEY

MATCHLINE STA. 29+00.00

MATCHLINE STA. 32+00.00

MATCH EXISTING
18" RCP
MILLING LIMITS
STA: 29+28.84
OFF: 58.58'L
STA: 29+50.20
OFF: 58.90'L
EXIST. R/W
EXISTING LIFT STATION
14.6'
G-6
STA: 29+78.93
OFF: 30.00'L
S-47
S-50
S-52
S-53
S-54
S-55
V-2
CR-F
S-48
S-49
24" RCP
30' R
TYPE F CURB
48" RCP
25' R
GUTTER CURB
STA: 31+10.70
OFF: 12.00'L
TYPE D CURB
STA: 31+35.34
OFF: 38.21'L
STA: 31+28.93
OFF: 30.00'L
STA: 31+47.36
OFF: 38.25'L
STA: 31+48.93
OFF: 30.00'L
STA: 31+69.51
OFF: 12.01'L
VALLEY GUTTER CROSSING
STA: 29+80.20
OFF: 12.00'L
DROP CURB PER DRIVEWAY DETAIL
CONST. GULF SHORE BLVD. N
STA: 29+03.87
OFF: 12.00'R
STA: 29+73.89
OFF: 12.00'R
15" RCP
18" RCP
STA: 29+68.93
OFF: 30.00'R
STA: 29+55.40
OFF: 47.06'R
STA: 29+22.54
OFF: 47.81'R
STA: 29+08.93
OFF: 30.00'R
MATCH EXISTING
MILLING LIMITS
5' CONC. SWK.
M-13
15.2'
15.5'
12.7'
2ND AVE. N
VACANT ALLEY
EXIST. R/W

| Revision | By | Appd. | YY.MM.DD |
|---|---|---|---|

| Issued | By | Appd. | YY.MM.DD |
|---|---|---|---|
| ISSUED 90% DESIGN DRAWINGS TO CITY (PRELIM REVIEW) | KME | APPROVED | 22.04.15 |
| ISSUED 75% DESIGN DRAWINGS TO CITY (PRELIM REVIEW) | KME | APPROVED | 21.06.13 |


ECE
Erickson Consulting Engineers
7201 Delainey Court
Sarasota, FL 32420
www.ericksonconsultingengineers.com



Copyright Reserved
The Contractor shall verify and be responsible for all dimensions. DO NOT scale the drawing - any errors or omissions shall be reported to Erickson Consulting Engineers (ECE) without delay. The Copyrights to all designs and drawings are the property of ECE. Reproduction or use for any purpose other than that authorized by ECE is forbidden.


Client/Project
CITY OF NAPLES
735 8th St S
NAPLES, FL.
Naples Beach Restoration & Water Quality Improvement Project

File Name: 16-329_Naples Outfalls_90-100% Drawings_RW-Plan.dwg

| Dwn. | Chkd. | Dsgn. | YY.MM.DD |
|---|---|---|---|
| JAW | SMT | KME | 21.06.01 |

Title
ROADWAY PLAN VIEW
STA. 29+00 - 32+00

| Project No. | Scale | |
|---|---|---|
| 16-329 | AS NOTED | |
| Drawing No. | Sheet | Revision |
| R | 14 | 0 |

Z:\CADD_Graphics\US Projects\16-329_Naples Outfalls_Phase II\Design\90_100%_Plans\16-329_Naples Outfalls_90-100% Drawings_RW-Plan.dwg Apr 15, 2022 - 2:54pm

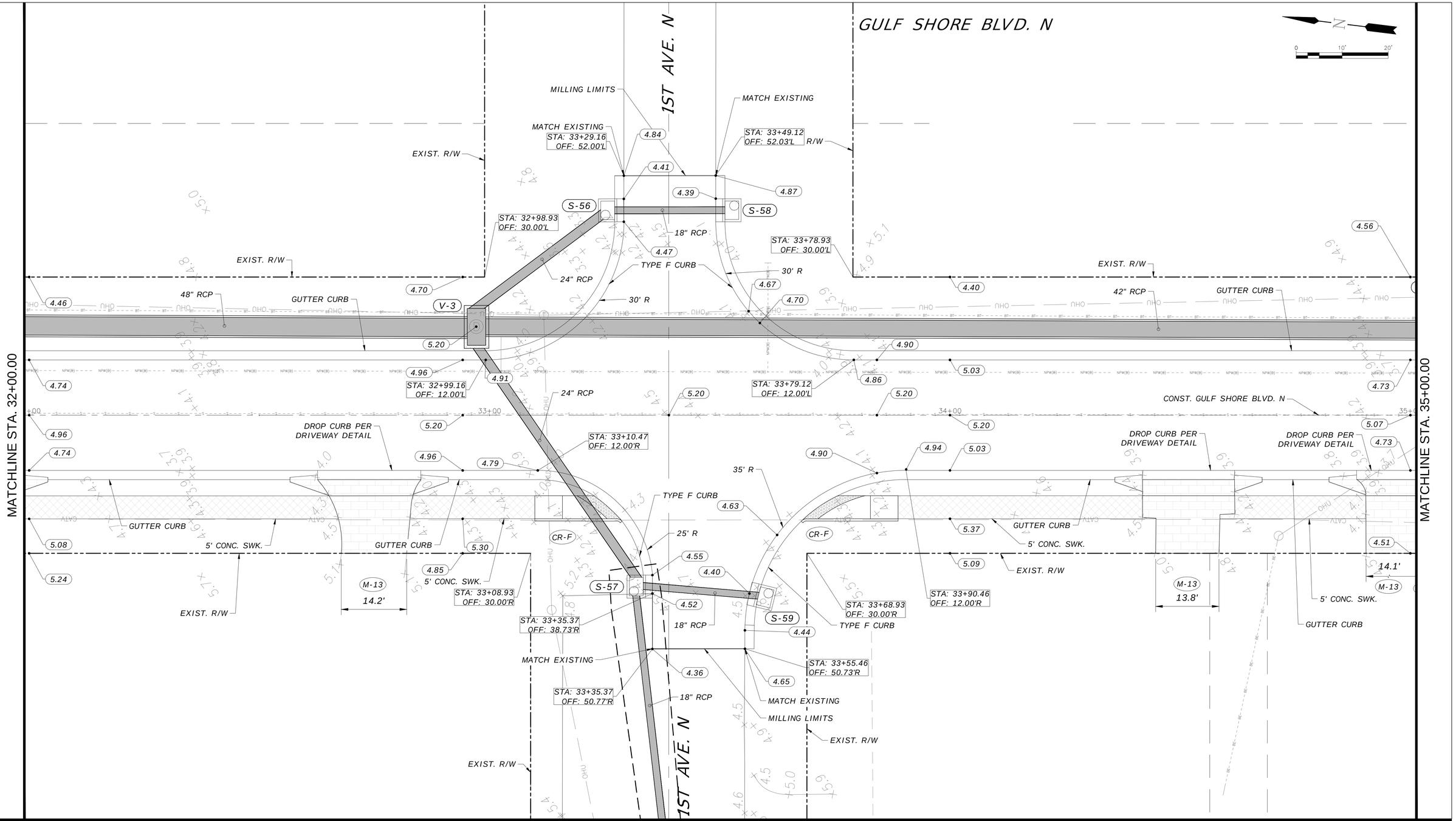


Z:\CADD_Graphics\US Projects\16-329_Naples Outfalls_Phase II\Design\90_100%_Plans\16-329_Naples Outfalls_90-100% Drawings_RW-Plan.dwg Apr 15, 2022 - 2:54pm

| Revision | By | Appd. | YY.MM.DD |
|---|---|---|---|

| Issued | By | Appd. | YY.MM.DD |
|---|---|---|---|
| ISSUED 90% DESIGN DRAWINGS TO CITY (PRELIM REVIEW) | KME | APPROVED | 22.04.15 |
| ISSUED 75% DESIGN DRAWINGS TO CITY (PRELIM REVIEW) | KME | APPROVED | 21.05.13 |


ECE
Erickson Consulting Engineers
7201 Delainey Court
Sarasota, FL 32420
www.ericksonconsultingengineers.com



Copyright Reserved
The Contractor shall verify and be responsible for all dimensions. DO NOT scale the drawing - any errors or omissions shall be reported to Erickson Consulting Engineers (ECE) without delay. The Copyrights to all designs and drawings are the property of ECE. Reproduction or use for any purpose other than that authorized by ECE is forbidden.


Client/Project
CITY OF NAPLES
735 8th St S
NAPLES, FL.
Naples Beach Restoration & Water Quality Improvement Project

File Name: 16-329_Naples Outfalls_90-100% Drawings_RW-Plan.dwg

| JAW | SMT | KME | 21.06.01 |
|---|---|---|---|
| Dwn. | Chkd. | Dsgn. | YY.MM.DD |

Title
ROADWAY PLAN VIEW
STA. 32+00 - 35+00

| Project No. | Scale | |
|---|---|---|
| 16-329 | AS NOTED | |
| Drawing No. | Sheet | Revision |
| R | 15 | 0 |

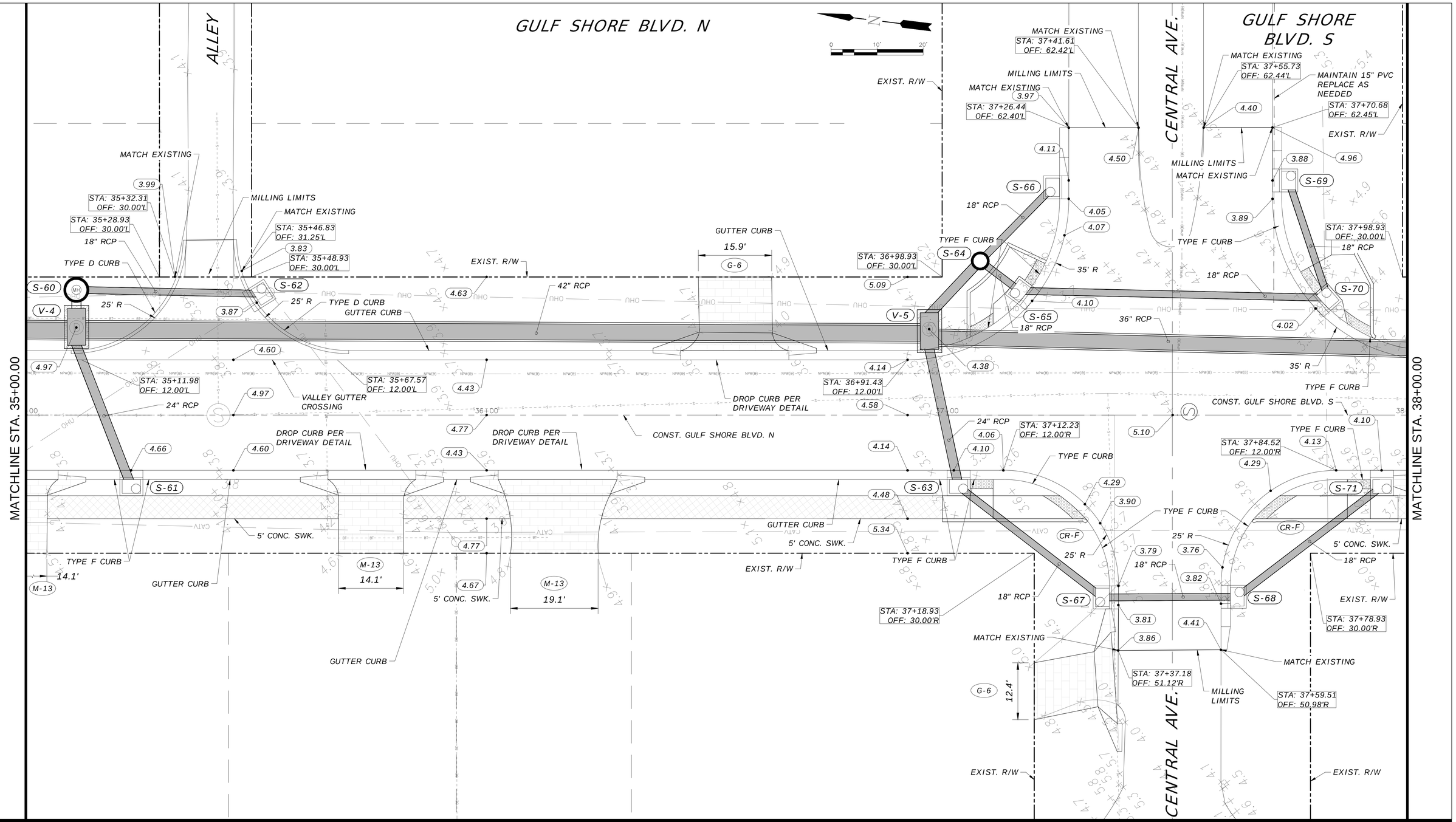


| Revision | By | Appd. | YY.MM.DD |
|---|---|---|---|

| Issued | By | Appd. | YY.MM.DD |
|---|---|---|---|
| ISSUED 90% DESIGN DRAWINGS TO CITY (PRELIM REVIEW) | KME | APPROVED | 22.04.15 |
| ISSUED 75% DESIGN DRAWINGS TO CITY (PRELIM REVIEW) | KME | APPROVED | 21.05.13 |


ECE
Erickson Consulting Engineers
7201 Delainey Court
Sarasota, FL 32420
www.ericksonconsultingengineers.com



Copyright Reserved
The Contractor shall verify and be responsible for all dimensions. DO NOT scale the drawing - any errors or omissions shall be reported to Erickson Consulting Engineers (ECE) without delay. The Copyrights to all designs and drawings are the property of ECE. Reproduction or use for any purpose other than that authorized by ECE is forbidden.


Client/Project
CITY OF NAPLES
735 8th St S
NAPLES, FL.
Naples Beach Restoration & Water Quality Improvement Project

File Name:
16-329_Naples Outfalls_90-100% Drawings_RW-Plan.dwg

| Dwn. | Chkd. | Dsgn. | YY.MM.DD |
|---|---|---|---|
| JAW | SMT | KME | 21.06.01 |

Title
ROADWAY PLAN VIEW
STA. 35+00 - 38+00

| Project No. | Scale | |
|---|---|---|
| 16-329 | AS NOTED | |
| Drawing No. | Sheet | Revision |
| R | 16 | 0 |

Z:\CADD_Graphics\US Projects\16-329_Naples Outfalls_Phase II\Design\90_100%_Plans\16-329_Naples Outfalls_90-100% Drawings_RW-Plan.dwg Apr 15, 2022 - 2:54pm

GULF SHORE BLVD. S

ALLEY

N

0 10' 20'

MATCHLINE STA. 38+00.00

MATCHLINE STA. 41+00.00

EXIST. R/W

EXIST. R/W

STA: 39+51.98
OFF: 37.84'L

5.09

MATCH EXISTING
STA: 39+48.93
OFF: 30.00'L

4.74

MATCH EXISTING
STA: 39+64.23
OFF: 38.05'L

STA: 39+68.93
OFF: 30.00'L

15.5'

17.3'

4.39

EXIST. R/W

4.86

TYPE D CURB

15" RCP

TYPE D CURB

G-6

5.44

G-6

5.18

STA: 39+29.92
OFF: 12.00'L

S-73

S-74

24" RCP

25' R

25' R

STA: 38+05.69
OFF: 12.00'L

36" RCP

GUTTER CURB

4.42

4.60

4.50

30" RCP

5.03

4.14

4.54

V-6

VALLEY GUTTER
CROSSING

STA: 39+87.31
OFF: 12.00'L

4.72

GUTTER CURB

DROP CURB PER
DRIVEWAY DETAIL

DROP CURB PER
DRIVEWAY DETAIL

GUTTER CURB

4.50

24" RCP

4.86

39+00

40+00

41+00

5.21

4.72

DROP CURB PER
DRIVEWAY DETAIL

4.50

DROP CURB PER
DRIVEWAY DETAIL

CONST. GULF SHORE BLVD. S

4.98

DROP CURB PER
DRIVEWAY DETAIL

4.14

4.42

4.60

4.72

5.03

4.76

S-72

5.37

4.48

GUTTER CURB

GUTTER CURB

4.64

4.79

5.06

5' CONC. SWK.

GUTTER CURB

4.43

EXIST. R/W

5' CONC. SWK.

TYPE F CURB

M-13
13'

4.55

M-13
17.3'

5' CONC. SWK.

M-13
16.3'

| Revision | By | Appd. | YY.MM.DD |
|---|---|---|---|

| Issued | By | Appd. | YY.MM.DD |
|---|---|---|---|
| ISSUED 90% DESIGN DRAWINGS TO CITY (PRELIM REVIEW) | KME | APPROVED | 22.04.15 |
| ISSUED 75% DESIGN DRAWINGS TO CITY (PRELIM REVIEW) | KME | APPROVED | 21.05.13 |


ECE
Erickson Consulting Engineers

7201 Delainey Court
Sarasota, FL 32420
www.ericksonconsultingengineers.com



Copyright Reserved
The Contractor shall verify and be responsible for all dimensions.
DO NOT scale the drawing - any errors or omissions shall be reported
to Erickson Consulting Engineers (ECE) without delay.
The Copyrights to all designs and drawings are the property of ECE.
Reproduction or use for any purpose other than that authorized by ECE is forbidden.


Client/Project
CITY OF NAPLES
735 8th St S
NAPLES, FL.

Naples Beach Restoration
& Water Quality
Improvement Project

File Name:
16-329_Naples Outfalls_90-100% Drawings_RW-Plan.dwg

| JAW | SMT | KME | 21.06.01 |
|---|---|---|---|
| Dwn. | Chkd. | Dsgn. | YY.MM.DD |

Title
ROADWAY PLAN VIEW
STA. 38+00 - 41+00

| Project No. | Scale | |
|---|---|---|
| 16-329 | AS NOTED | |
| Drawing No. | Sheet | Revision |
| R | 17 | 0 |

Z:\CADD_Graphics\US Projects\16-329_Naples Outfalls_Phase II\Design\90_100%_Plans\16-329_Naples Outfalls_90-100% Drawings_RW-Plan.dwg Apr 15, 2022-2:54pm

GULF SHORE BLVD. S

1ST AVE. S

ALLEY

VACANT ALLEY

MATCHLINE STA. 41+00.00

MATCHLINE STA. 44+00.00

CONST. GULF SHORE BLVD. S

MILLING LIMITS
STA: 41+48.85
OFF: 55.11'L

MATCH EXISTING
STA: 41+68.70
OFF: 55.04'L

MATCH EXISTING

EXIST. R/W

24" RCP

S-75

S-78

S-80

18" RCP

STA: 41+98.93
OFF: 30.00'L

STA: 41+18.93
OFF: 30.00'L

30' R

TYPE F CURB

STA: 41+18.73
OFF: 12.00'L

STA: 41+98.69
OFF: 12.00'L

V-7

STA: 41+13.78
OFF: 12.00'L

STA: 41+23.89
OFF: 12.00'R

STA: 41+94.00
OFF: 12.00'R

GUTTER CURB

DROP CURB PER
DRIVEWAY DETAIL

25' R

CR-F

5' CONC. SWK.

STA: 41+28.93
OFF: 30.00'R

STA: 41+88.93
OFF: 30.00'R

S-76

S-77

S-79

STA: 41+71.08
OFF: 53.44'R

STA: 41+50.78
OFF: 54.95'R

MILLING LIMITS

STA: 43+56.55
OFF: 38.81'L

MATCH EXISTING
STA: 43+65.57
OFF: 38.84'L

STA: 43+48.93
OFF: 30.00'L

STA: 43+68.93
OFF: 30.00'L

TYPE D CURB

S-82

25' R

STA: 43+33.26
OFF: 12.00'L

STA: 43+87.84
OFF: 12.00'L

V-8

VALLEY GUTTER
CROSSING

S-81

M-13
14.8'

M-13
12.2'

M-13
12.5'

M-13
13.1'

| Revision | By | Appd. | YY.MM.DD |
|---|---|---|---|

| Issued | By | Appd. | YY.MM.DD |
|---|---|---|---|
| ISSUED 90% DESIGN DRAWINGS TO CITY (PRELIM REVIEW) | KME | APPROVED | 22.04.15 |
| ISSUED 75% DESIGN DRAWINGS TO CITY (PRELIM REVIEW) | KME | APPROVED | 21.05.13 |


ECE
Erickson Consulting Engineers
7201 Delainey Court
Sarasota, FL 32420
www.ericksonconsultingengineers.com



Copyright Reserved
The Contractor shall verify and be responsible for all dimensions.
DO NOT scale the drawing - any errors or omissions shall be reported
to Erickson Consulting Engineers (ECE) without delay.
The Copyrights to all designs and drawings are the property of ECE.
Reproduction or use for any purpose other than that authorized by ECE is forbidden.


Client/Project
CITY OF NAPLES
735 8th St S
NAPLES, FL.
Naples Beach Restoration
& Water Quality
Improvement Project

File Name:
16-329_Naples Outfalls_90-100% Drawings_RW-Plan.dwg

| Dwn. | Chkd. | Dsgn. | YY.MM.DD |
|---|---|---|---|
| JAW | SMT | KME | 21.06.01 |

Title
ROADWAY PLAN VIEW
STA. 41+00 - 44+00

| Project No. | Scale | |
|---|---|---|
| 16-329 | AS NOTED | |
| Drawing No. | Sheet | Revision |
| R | 18 | 0 |

Z:\CADD_Graphics\US Projects\16-329_Naples Outfalls_Phase II\Design\90_100%_Plans\16-329_Naples Outfalls_90-100% Drawings_RW-Plan.dwg Apr 15, 2022-2:54pm

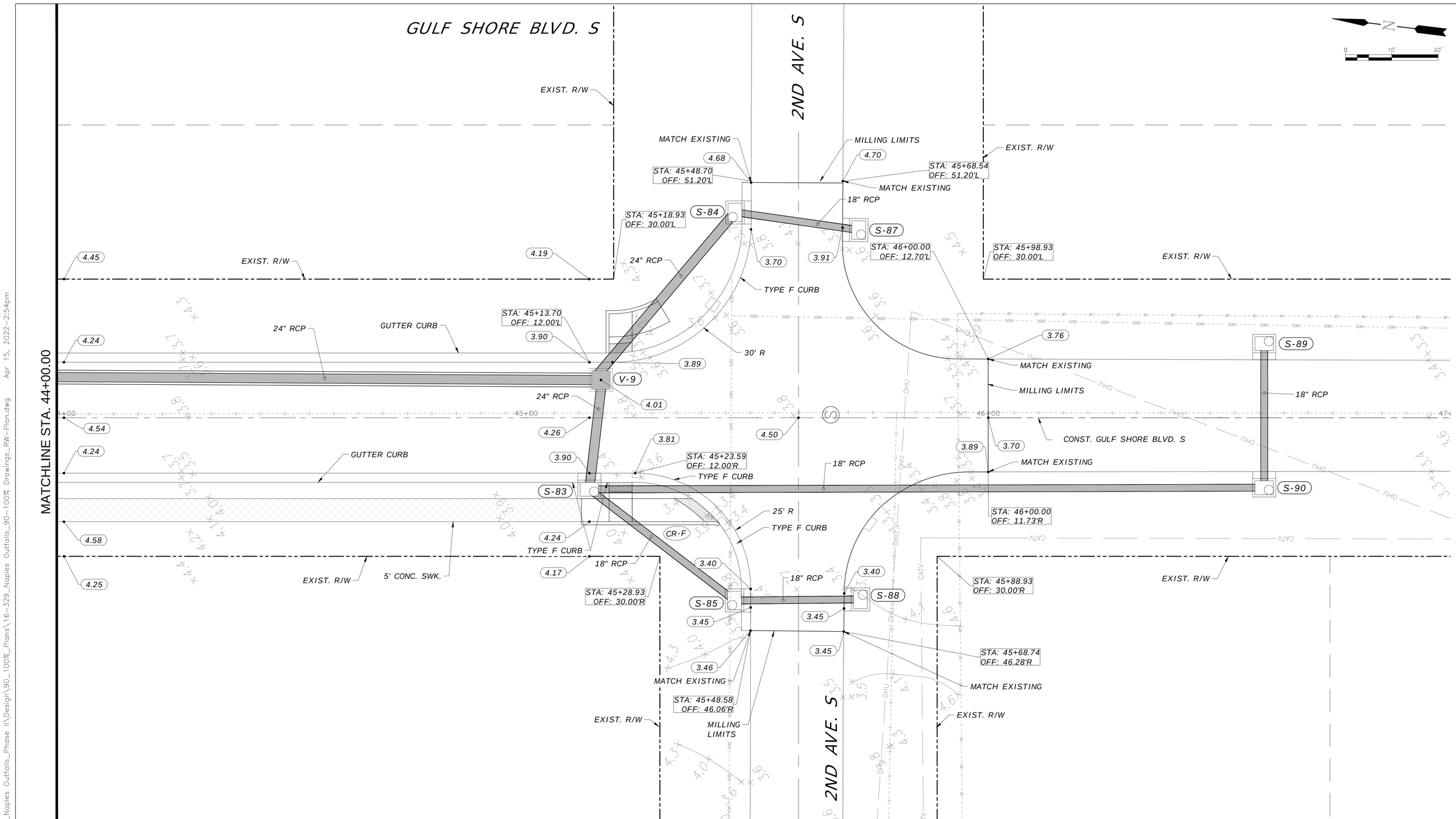


Z:\CADD_Graphics\US Projects\16-329_Naples Outfalls_Phase II\Design\90_100%_Plans\16-329_Naples Outfalls_90-100% Drawings_RW-Plan.dwg Apr 15, 2022 - 2:54pm

| Revision | By | Appd. | YY.MM.DD |
|---|---|---|---|

| Issued | By | Appd. | YY.MM.DD |
|---|---|---|---|
| ISSUED 90% DESIGN DRAWINGS TO CITY (PRELIM REVIEW) | KME | APPROVED | 22.04.15 |
| ISSUED 75% DESIGN DRAWINGS TO CITY (PRELIM REVIEW) | KME | APPROVED | 21.05.13 |


ECE
Erickson Consulting Engineers
7201 Delainey Court
Sarasota, FL 32420
www.ericksonconsultingengineers.com



Copyright Reserved
The Contractor shall verify and be responsible for all dimensions. DO NOT scale the drawing - any errors or omissions shall be reported to Erickson Consulting Engineers (ECE) without delay. The Copyrights to all designs and drawings are the property of ECE. Reproduction or use for any purpose other than that authorized by ECE is forbidden.


Client/Project
CITY OF NAPLES
735 8th St S
NAPLES, FL.
Naples Beach Restoration & Water Quality Improvement Project

File Name: 16-329_Naples Outfalls_90-100% Drawings_RW-Plan.dwg

| JAW | SMT | KME | 21.06.01 |
|---|---|---|---|
| Dwn. | Chkd. | Dsgn. | YY.MM.DD |

Title
ROADWAY PLAN VIEW
STA. 44+00 - 46+00

| Project No. | Scale | |
|---|---|---|
| 16-329 | AS NOTED | |
| Drawing No. | Sheet | Revision |
| R | 19 | 0 |

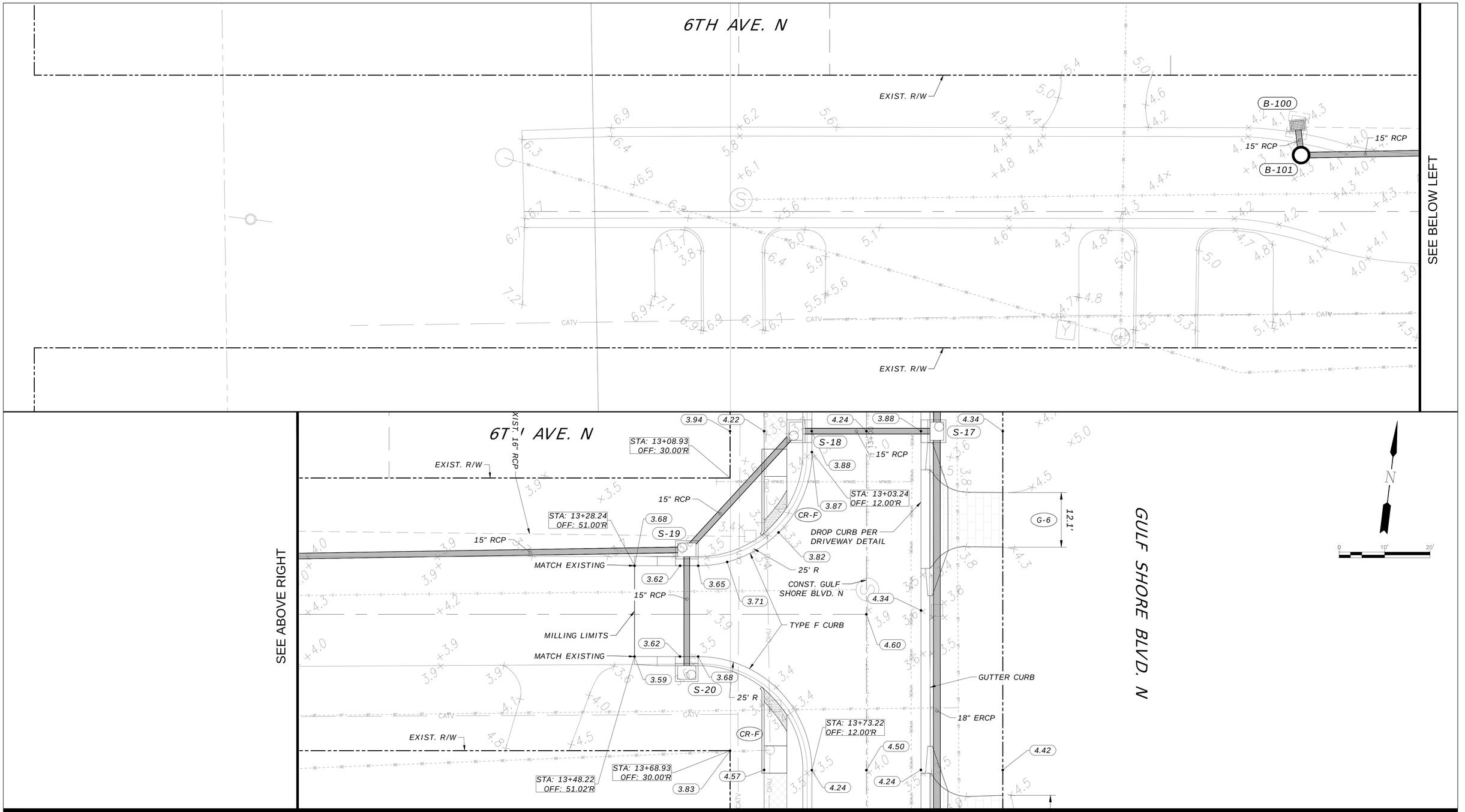


Z:\CADD_Graphics\US Projects\16-329_Naples Outfalls_Phase II\Design\90_100%_Plans\16-329_Naples Outfalls_90-100% Drawings_RW-Plan.dwg Apr 15, 2022-2:54pm

| Revision | By | Appd. | YY.MM.DD |
|---|---|---|---|

| Issued | By | Appd. | YY.MM.DD |
|---|---|---|---|
| ISSUED 90% DESIGN DRAWINGS TO CITY (PRELIM REVIEW) | KME | APPROVED | 22.04.15 |
| ISSUED 75% DESIGN DRAWINGS TO CITY (PRELIM REVIEW) | KME | APPROVED | 21.05.13 |


ECE
Erickson Consulting Engineers
7201 Delainey Court
Sarasota, FL 32420
www.ericksonconsultingengineers.com



Copyright Reserved
The Contractor shall verify and be responsible for all dimensions.
DO NOT scale the drawing - any errors or omissions shall be reported to Erickson Consulting Engineers (ECE) without delay.
The Copyrights to all designs and drawings are the property of ECE.
Reproduction or use for any purpose other than that authorized by ECE is forbidden.


Client/Project
CITY OF NAPLES
735 8th St S
NAPLES, FL.
Naples Beach Restoration & Water Quality Improvement Project

File Name: 16-329_Naples Outfalls_90-100% Drawings_RW-Plan.dwg

| Dwn. | Chkd. | Dsgn. | YY.MM.DD |
|---|---|---|---|
| JAW | SMT | KME | 21.06.01 |

Title
ROADWAY BEACH END PLAN VIEW
6TH AVE. NORTH

| Project No. | Scale | |
|---|---|---|
| 16-329 | AS NOTED | |
| Drawing No. | Sheet | Revision |
| R | 20 | 0 |

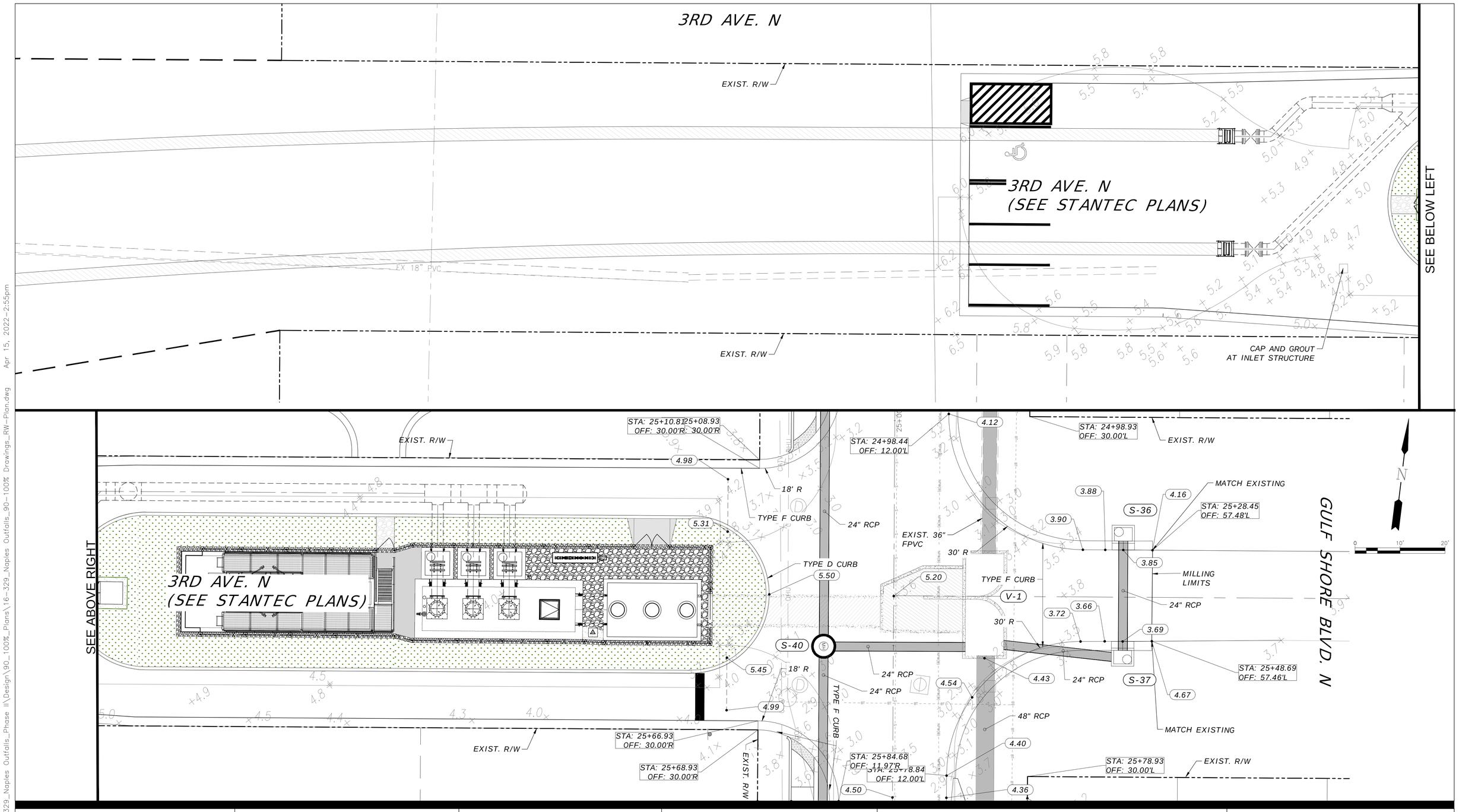


Z:\CADD_Graphics\US_Projects\16-329_Naples_Outfalls_Phase_II\Design\90_100%_Plans\16-329_Naples_Outfalls_90-100%_Drawings_RW-Plan.dwg Apr 15, 2022 - 2:55pm

| Revision | By | Appd. | YY.MM.DD |
|---|---|---|---|

| Issued | By | Appd. | YY.MM.DD |
|---|---|---|---|
| ISSUED 90% DESIGN DRAWINGS TO CITY (PRELIM REVIEW) | KME | APPROVED | 22.04.15 |
| ISSUED 75% DESIGN DRAWINGS TO CITY (PRELIM REVIEW) | KME | APPROVED | 21.05.13 |

Stantec

ECE
Erickson Consulting Engineers

7201 Delainey Court
Sarasota, FL 32420
www.ericksonconsultingengineers.com

Copyright Reserved
The Contractor shall verify and be responsible for all dimensions.
DO NOT scale the drawing - any errors or omissions shall be reported
to Erickson Consulting Engineers (ECE) without delay.
The Copyrights to all designs and drawings are the property of ECE.
Reproduction or use for any purpose other than that authorized by ECE is forbidden.

Client/Project
CITY OF NAPLES
735 8th St S
NAPLES, FL.
Naples Beach Restoration
& Water Quality
Improvement Project

File Name:
16-329_Naples Outfalls_90-100% Drawings_RW-Plan.dwg

| JAW | SMT | KME | 21.06.01 |
|---|---|---|---|
| Dwn. | Chkd. | Dsgn. | YY.MM.DD |

Title
ROADWAY BEACH END PLAN VIEW
3RD AVE. NORTH

| Project No. | Scale | |
|---|---|---|
| 16-329 | AS NOTED | |
| Drawing No. | Sheet | Revision |
| R | 21 | 0 |

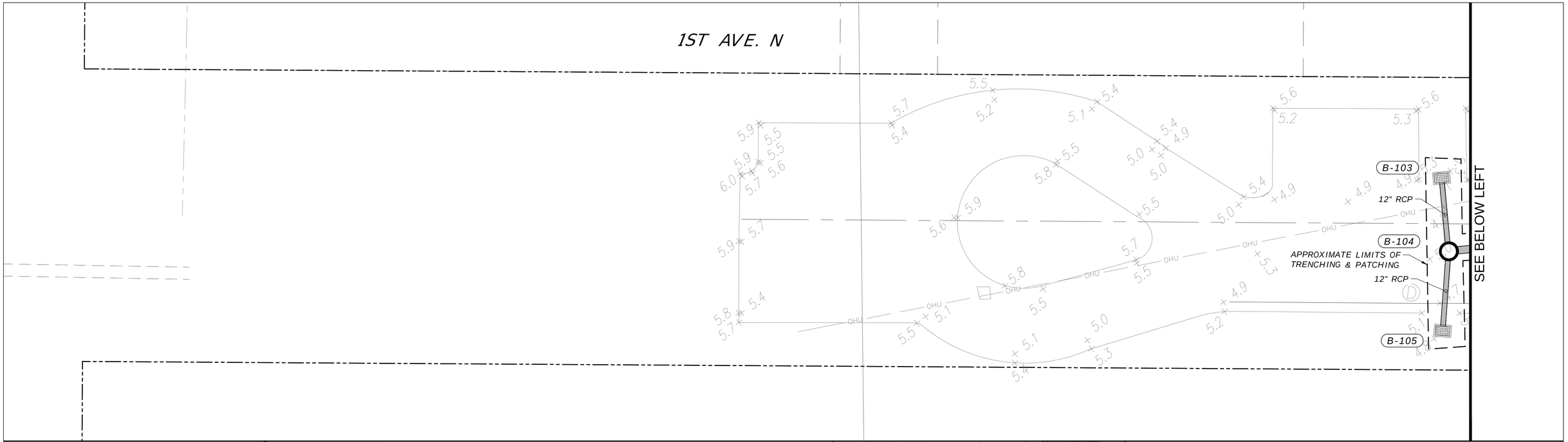


Z:\CADD_Graphics\US Projects\16-329_Naples Outfalls_Phase II\Design\90_100%_Plans\16-329_Naples Outfalls_90-100% Drawings_RW-Plan.dwg Apr 15, 2022-2:55pm

| Revision | By | Appd. | YY.MM.DD |
|---|---|---|---|

| Issued | By | Appd. | YY.MM.DD |
|---|---|---|---|
| ISSUED 90% DESIGN DRAWINGS TO CITY (PRELIM REVIEW) | KME | APPROVED | 22.04.15 |
| ISSUED 75% DESIGN DRAWINGS TO CITY (PRELIM REVIEW) | KME | APPROVED | 21.05.13 |


ECE
Erickson Consulting Engineers
7201 Delainey Court
Sarasota, FL 32420
www.ericksonconsultingengineers.com



Copyright Reserved
The Contractor shall verify and be responsible for all dimensions. DO NOT scale the drawing - any errors or omissions shall be reported to Erickson Consulting Engineers (ECE) without delay. The Copyrights to all designs and drawings are the property of ECE. Reproduction or use for any purpose other than that authorized by ECE is forbidden.


Client/Project
CITY OF NAPLES
735 8th St S
NAPLES, FL.
Naples Beach Restoration & Water Quality Improvement Project

File Name: 16-329_Naples Outfalls_90-100% Drawings_RW-Plan.dwg

| Dwn. | Chkd. | Dsgn. | YY.MM.DD |
|---|---|---|---|
| JAW | SMT | KME | 21.06.01 |

Title
ROADWAY BEACH END PLAN VIEW
1ST AVE. NORTH

| Project No. | Scale | |
|---|---|---|
| 16-329 | AS NOTED | |
| Drawing No. | Sheet | Revision |
| R | 22 | 0 |

1ST AVE. S

B-106

12" RCP

18" RCP

B-107

APPROXIMATE LIMITS OF TRENCHING

MILLING LIMITS

B-108

12" RCP

1ST AVE. S

MATCH EXISTING

4.25

4.42

MILLING LIMITS

MILLING LIMITS

TYPE F CURB

25' R

MATCH EXISTING

APPROXIMATE LIMITS OF TRENCHING

4.30

4.36

EXIST. R/W

4.73

4.82

5.00

42+00

5.25

MATCH EXISTING

MILLING LIMITS

TYPE F CURB

30' R

4.56

MATCH EXISTING

EXIST. R/W

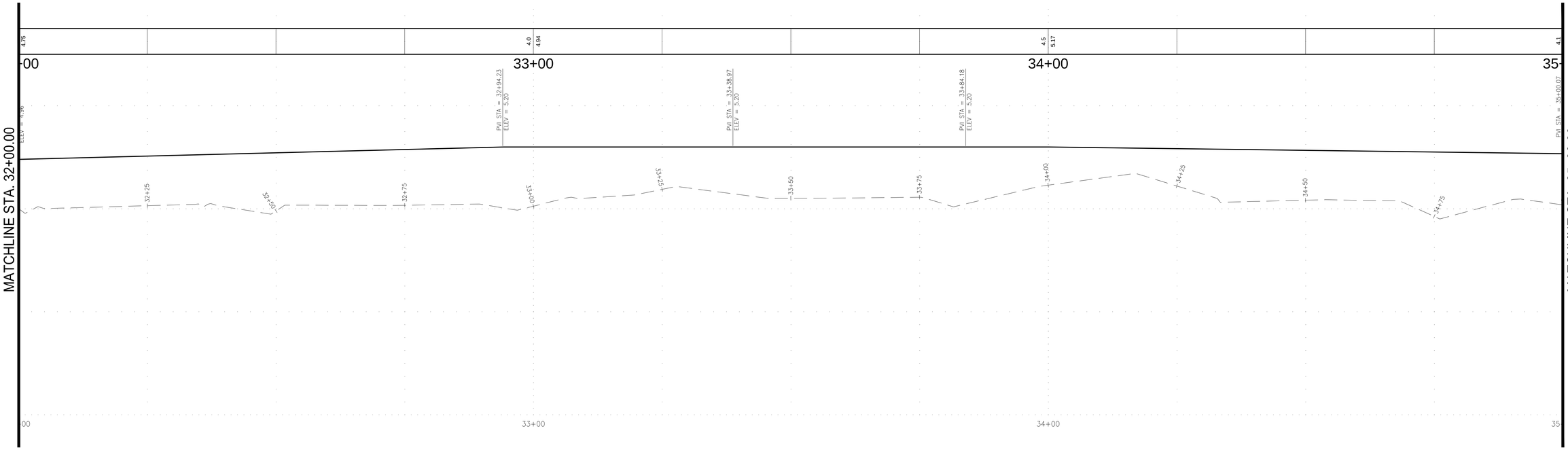


GULF SHORE BLVD N.

| Revision | By | Appd. | YY.MM.DD |
|---|---|---|---|

| Issued | By | Appd. | YY.MM.DD |
|---|---|---|---|
| ISSUED 90% DESIGN DRAWINGS TO CITY (PRELIM REVIEW) | KME | APPROVED | 22.04.15 |
| ISSUED 75% DESIGN DRAWINGS TO CITY (PRELIM REVIEW) | KME | APPROVED | 21.05.13 |


ECE
Erickson Consulting Engineers
7201 Delainey Court
Sarasota, FL 32420
www.ericksonconsultingengineers.com



Copyright Reserved
The Contractor shall verify and be responsible for all dimensions.
DO NOT scale the drawing - any errors or omissions shall be reported
to Erickson Consulting Engineers (ECE) without delay.
The Copyrights to all designs and drawings are the property of ECE.
Reproduction or use for any purpose other than that authorized by ECE is forbidden.


Client/Project
CITY OF NAPLES
735 8th St S
NAPLES, FL.
Naples Beach Restoration
& Water Quality
Improvement Project

File Name:
16-329_Naples Outfalls_60-90% Drawings_RW-Profile.dwg

| JAW | SMT | KME | 21.06.01 |
|---|---|---|---|
| Dwn. | Chkd. | Dsgn. | YY.MM.DD |

Title
ROADWAY PROFILE
STA. 32+00 - 35+00

| Project No. | Scale | |
|---|---|---|
| 16-329 | AS NOTED | |
| Drawing No. | Sheet | Revision |
| R | 35 | 0 |

Z:\CADD_Graphics\US Projects\16-329_Naples Outfalls_Phase II\Design\90_100%_Plans\16-329_Naples Outfalls_60-90% Drawings_RW-Profile.dwg Apr 15, 2022 - 9:31am

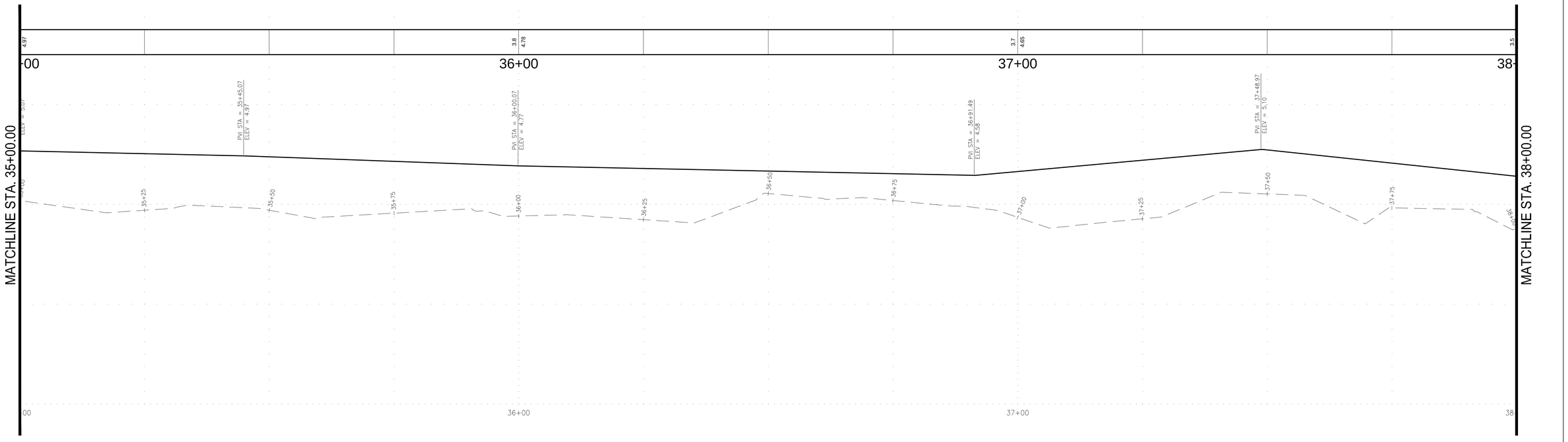


GULF SHORE BLVD N.

| Revision | By | Appd. | YY.MM.DD |
|---|---|---|---|

| Issued | By | Appd. | YY.MM.DD |
|---|---|---|---|
| ISSUED 90% DESIGN DRAWINGS TO CITY (PRELIM REVIEW) | KME | APPROVED | 22.04.15 |
| ISSUED 75% DESIGN DRAWINGS TO CITY (PRELIM REVIEW) | KME | APPROVED | 21.05.13 |


ECE
Erickson Consulting Engineers

7201 Delainey Court
Sarasota, FL 32420
www.ericksonconsultingengineers.com



Copyright Reserved

The Contractor shall verify and be responsible for all dimensions.
DO NOT scale the drawing - any errors or omissions shall be reported
to Erickson Consulting Engineers (ECE) without delay.
The Copyrights to all designs and drawings are the property of ECE.
Reproduction or use for any purpose other than that authorized by ECE is forbidden.


Client/Project

CITY OF NAPLES
735 8th St S
NAPLES, FL.

Naples Beach Restoration
& Water Quality
Improvement Project

File Name:
16-329_Naples Outfalls_60-90% Drawings_RW-Profile.dwg

| JAW | SMT | KME | 21.06.01 |
|---|---|---|---|
| Dwn. | Chkd. | Dsgn. | YY.MM.DD |

Title

ROADWAY PROFILE
STA. 35+00 - 38+00

| Project No. | Scale | |
|---|---|---|
| 16-329 | AS NOTED | |
| Drawing No. | Sheet | Revision |
| R | 36 | 0 |

Z:\CADD_Graphics\US Projects\16-329_Naples Outfalls_Phase II\Design\90_100%_Plans\16-329_Naples Outfalls_60-90% Drawings_RW-Profile.dwg Apr 15, 2022-9:31am

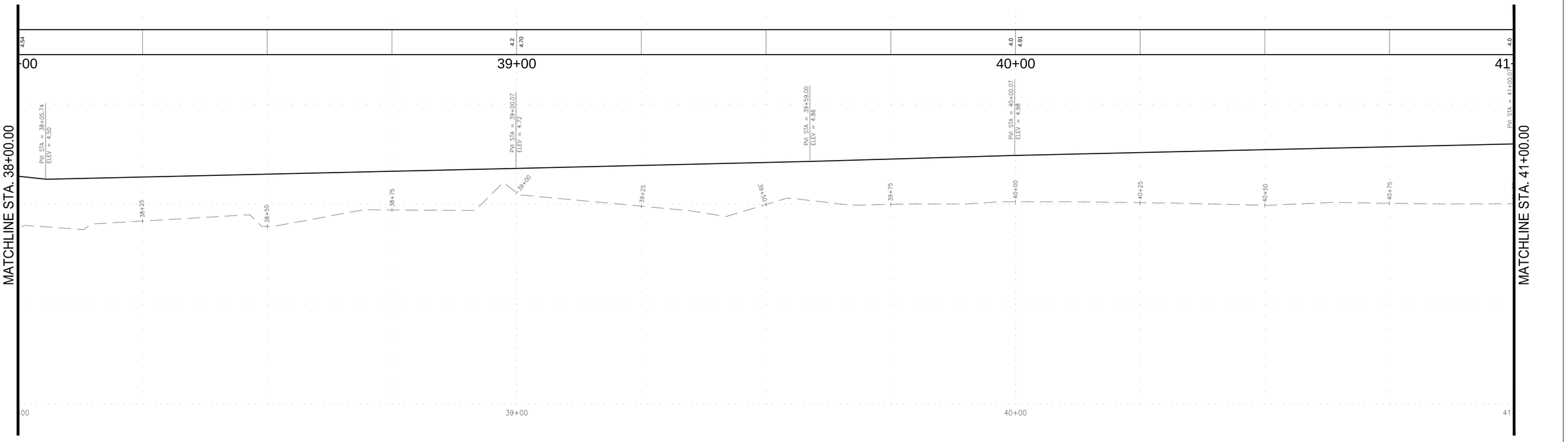


GULF SHORE BLVD N.

| Revision | By | Appd. | YY.MM.DD |
|---|---|---|---|

| Issued | By | Appd. | YY.MM.DD |
|---|---|---|---|
| ISSUED 90% DESIGN DRAWINGS TO CITY (PRELIM REVIEW) | KME | APPROVED | 22.04.15 |
| ISSUED 75% DESIGN DRAWINGS TO CITY (PRELIM REVIEW) | KME | APPROVED | 21.05.13 |


ECE
Erickson Consulting Engineers
7201 Delainey Court
Sarasota, FL 32420
www.ericksonconsultingengineers.com



Copyright Reserved
The Contractor shall verify and be responsible for all dimensions.
DO NOT scale the drawing - any errors or omissions shall be reported
to Erickson Consulting Engineers (ECE) without delay.
The Copyrights to all designs and drawings are the property of ECE.
Reproduction or use for any purpose other than that authorized by ECE is forbidden.


Client/Project
CITY OF NAPLES
735 8th St S
NAPLES, FL.
Naples Beach Restoration
& Water Quality
Improvement Project

File Name:
16-329_Naples Outfalls_60-90% Drawings_RW-Profile.dwg

| JAW | SMT | KME | 21.06.01 |
|---|---|---|---|
| Dwn. | Chkd. | Dsgn. | YY.MM.DD |

Title
ROADWAY PROFILE
STA. 38+00 - 41+00

| Project No. | Scale | |
|---|---|---|
| 16-329 | AS NOTED | |
| Drawing No. | Sheet | Revision |
| R | 37 | 0 |

Z:\CADD_Graphics\US Projects\16-329_Naples Outfalls_Phase II\Design\90_100%_Plans\16-329_Naples Outfalls_60-90% Drawings_RW-Profile.dwg Apr 15, 2022 - 9:32am

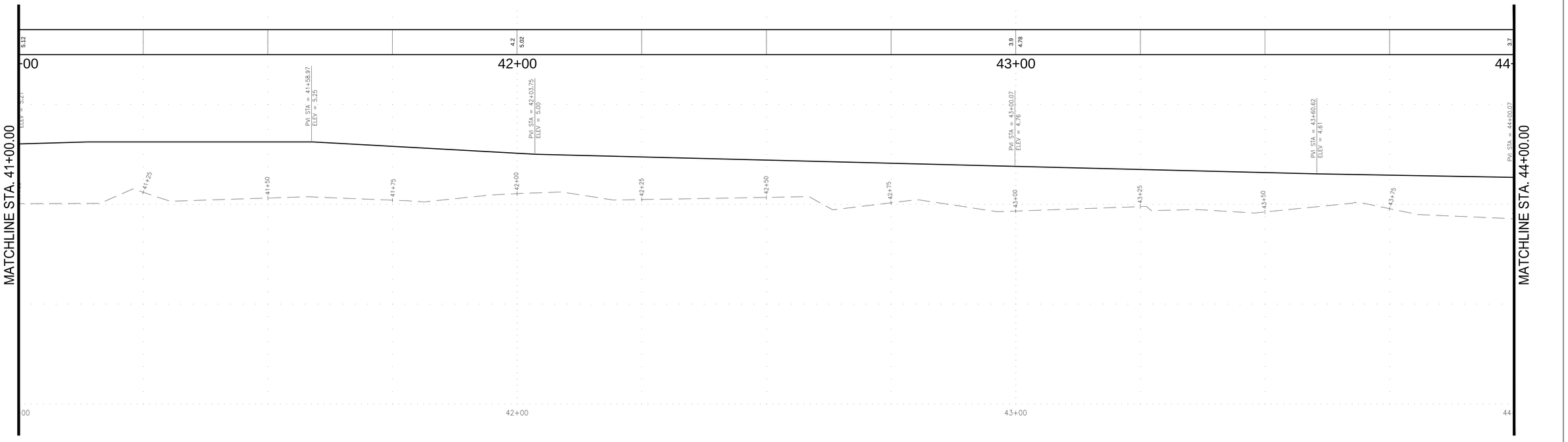


GULF SHORE BLVD N.

| Revision | By | Appd. | YY.MM.DD |
|---|---|---|---|

| Issued | By | Appd. | YY.MM.DD |
|---|---|---|---|
| ISSUED 90% DESIGN DRAWINGS TO CITY (PRELIM REVIEW) | KME | APPROVED | 22.04.15 |
| ISSUED 75% DESIGN DRAWINGS TO CITY (PRELIM REVIEW) | KME | APPROVED | 21.05.13 |


ECE
Erickson Consulting Engineers
7201 Delainey Court
Sarasota, FL 32420
www.ericksonconsultingengineers.com



Copyright Reserved
The Contractor shall verify and be responsible for all dimensions.
DO NOT scale the drawing - any errors or omissions shall be reported
to Erickson Consulting Engineers (ECE) without delay.
The Copyrights to all designs and drawings are the property of ECE.
Reproduction or use for any purpose other than that authorized by ECE is forbidden.


Client/Project
CITY OF NAPLES
735 8th St S
NAPLES, FL.
Naples Beach Restoration
& Water Quality
Improvement Project

File Name:
16-329_Naples Outfalls_60-90% Drawings_RW-Profile.dwg

| JAW | SMT | KME | 21.06.01 |
|---|---|---|---|
| Dwn. | Chkd. | Dsgn. | YY.MM.DD |

Title
ROADWAY PROFILE
STA. 41+00 - 44+00

| Project No. | Scale | |
|---|---|---|
| 16-329 | AS NOTED | |
| Drawing No. | Sheet | Revision |
| R | 38 | 0 |

Z:\CADD_Graphics\US Projects\16-329_Naples Outfalls_Phase II\Design\90_100%_Plans\16-329_Naples Outfalls_60-90% Drawings_RW-Profile.dwg Apr 15, 2022 - 9:32am

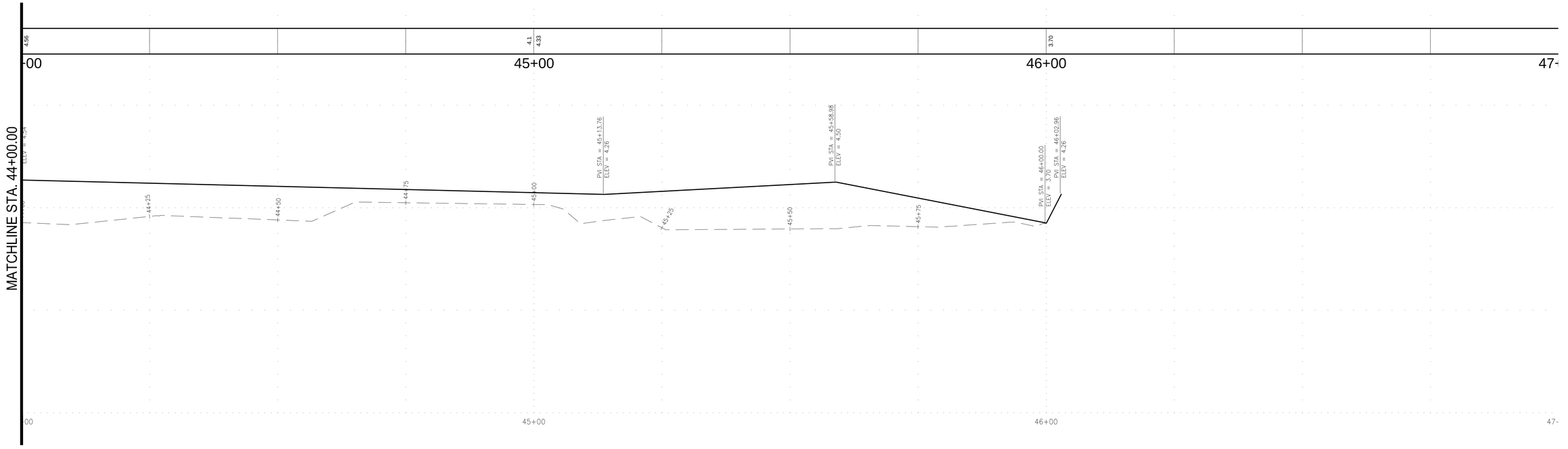


GULF SHORE BLVD N.

| Revision | By | Appd. | YY.MM.DD |
|---|---|---|---|

| Issued | By | Appd. | YY.MM.DD |
|---|---|---|---|
| ISSUED 90% DESIGN DRAWINGS TO CITY (PRELIM REVIEW) | KME | APPROVED | 22.04.15 |
| ISSUED 75% DESIGN DRAWINGS TO CITY (PRELIM REVIEW) | KME | APPROVED | 21.05.13 |


ECE
Erickson Consulting Engineers
7201 Delainey Court
Sarasota, FL 32420
www.ericksonconsultingengineers.com



Copyright Reserved
The Contractor shall verify and be responsible for all dimensions.
DO NOT scale the drawing - any errors or omissions shall be reported
to Erickson Consulting Engineers (ECE) without delay.
The Copyrights to all designs and drawings are the property of ECE.
Reproduction or use for any purpose other than that authorized by ECE is forbidden.


Client/Project
CITY OF NAPLES
735 8th St S
NAPLES, FL.

Naples Beach Restoration
& Water Quality
Improvement Project

File Name:
16-329_Naples Outfalls_60-90% Drawings_RW-Profile.dwg

| JAW | SMT | KME | 21.06.01 |
|---|---|---|---|
| Dwn. | Chkd. | Dsgn. | YY.MM.DD |

Title
ROADWAY PROFILE
STA. 44+00 - 46+00

| Project No. | Scale | |
|---|---|---|
| 16-329 | AS NOTED | |
| Drawing No. | Sheet | Revision |
| R | 39 | 0 |


Z:\CADD_Graphics\US Projects\16-329_Naples Outfalls_Phase II\Design\90_100%_Plans\16-329_Naples Outfalls_60-90% Drawings_RW-Profile.dwg Apr 15, 2022 - 9:32am

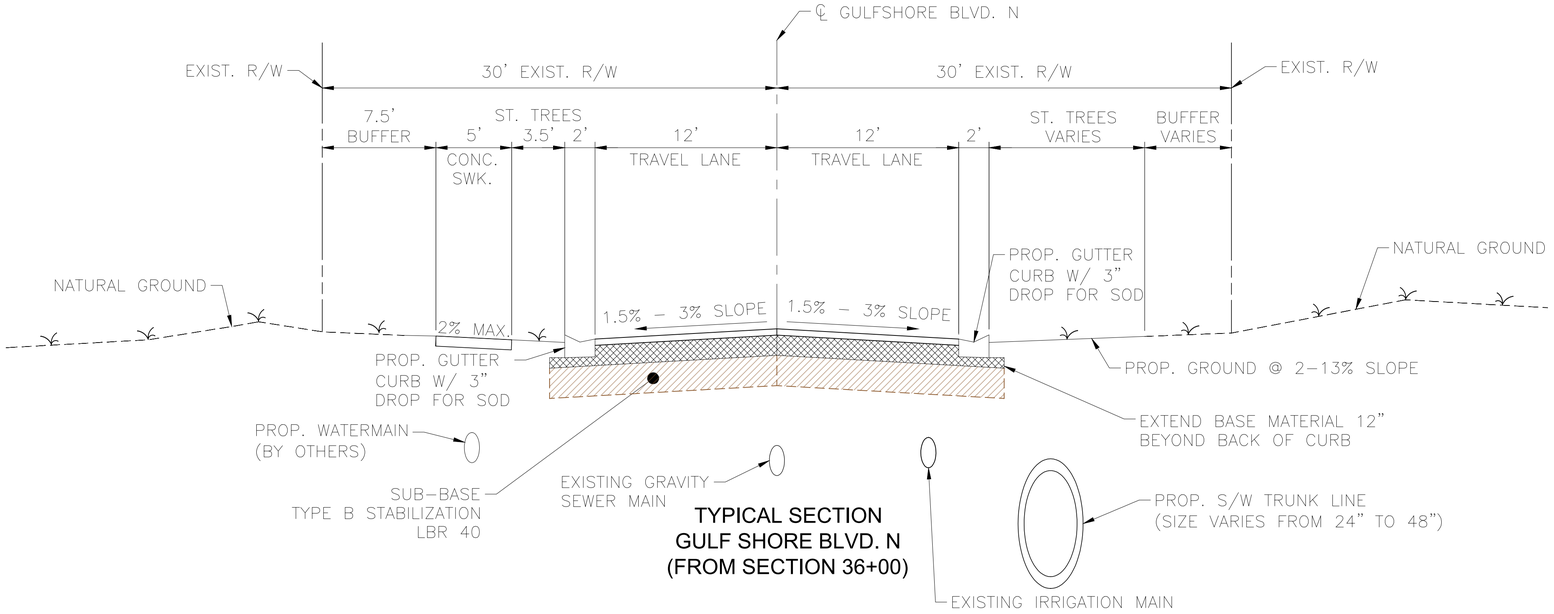


**TYPICAL SECTION**
**GULF SHORE BLVD. N**
**(FROM SECTION 36+00)**

## ROADWAY CONSTRUCTION COMPONENTS

BASE GROUP I (8" LIMEROCK ONLY) WITH
TYPE SP 12.5 STRUCTURAL COURSE (TRAFFIC B) (1.5")
AND FRICTION COURSE FC–9.5 (1")

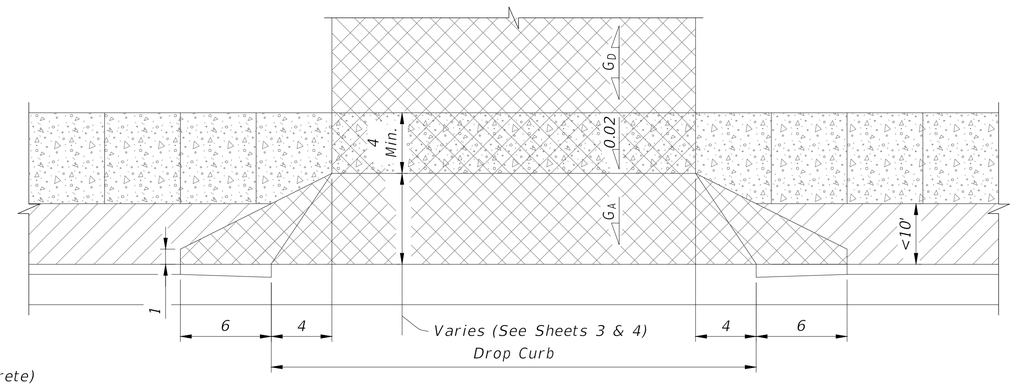


*LEGEND:*

- *Sidewalk*
- *Flared Driveway (6" Thick Concrete)*
- *Sidewalk Thru Driveway (6" Thick Concrete)*
- *Utility Strip*

*Driveway Detail*

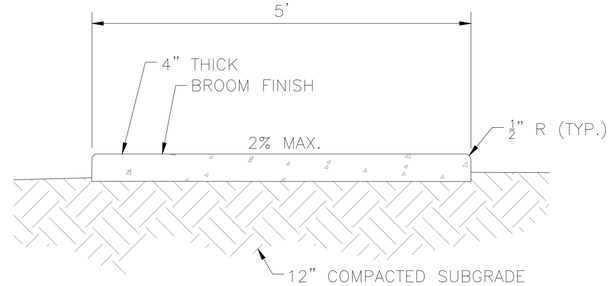


1. THE PROPOSED FILL SHALL BE COMPACTED IN 12" LIFTS TO 95% MAXIMUM DENSITY IN ACCORDANCE WITH AASHTO T–180 AND THE ENGINEER'S SPECIFICATIONS.
2. SUBGRADE SHALL BE SAND, COMPACTED TO A FIRM EVEN SURFACE, TRUE TO GRADE AND CROSS–SECTION, AND BE MOIST WHEN CONCRETE IS PLACED.
3. SIDEWALK SHALL HAVE CONTRACTION JOINTS AT 5' INTERVALS AND AN EXPANSION JOINT EVERY 120' MAXIMUM.

| Revision | By | Appd. | YY.MM.DD |
|---|---|---|---|
| REV 3 Draft Construction Drawings | | | 19.11.15 |
| REV 2 Issued to City of Naples | KME | APPROVED | 18.11.26 |
| REV#1 City of Naples Comments | KME | APPROVED | 18.07.12 |

| Issued | By | Appd. | YY.MM.DD |
|---|---|---|---|
| ISSUED 60% DESIGN DRAWINGS | KME | APPROVED | 18.11.26 |
| ISSUED 60% DESIGN DRAWINGS | KME | APPROVED | 18.03.14 |


ECE
Erickson Consulting Engineers
7201 Delainey Court
Sarasota, FL 32420
www.ericksonconsultingengineers.com



Copyright Reserved
The Contractor shall verify and be responsible for all dimensions. DO NOT scale the drawing - any errors or omissions shall be reported to Erickson Consulting Engineers (ECE) without delay. The Copyrights to all designs and drawings are the property of ECE. Reproduction or use for any purpose other than that authorized by ECE is forbidden.


Client/Project
CITY OF NAPLES
735 8th St S
NAPLES, FL.
Naples Beach Restoration & Water Quality Improvement Project

File Name: 16-329_Naples Outfalls_DirectionalDrill.dwg

| Dwn. | Chkd. | Dsgn. | YY.MM.DD |
|---|---|---|---|
| TJT | CLP | KME | 19.10.04 |
| MDP | CLP | KME | 18.07.02 |




Title
ROADWAY PLANS
TYPICAL SECTIONS

| Project No. | Scale | |
|---|---|---|
| 16-329 | AS NOTED | |
| Drawing No. | Sheet | Revision |
| R | 40 | 0 |


Z:\CADD_Graphics\US Projects\16-329_Naples Outfalls_Phase II\Design\90_100%_Plans\16-329_Naples Outfalls_60-90% Drawings_RW-Typical Sections.dwg Apr 15, 2022-9:35am

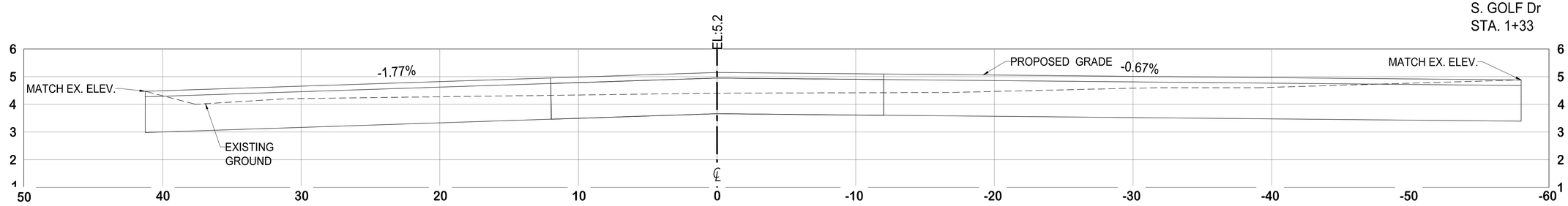


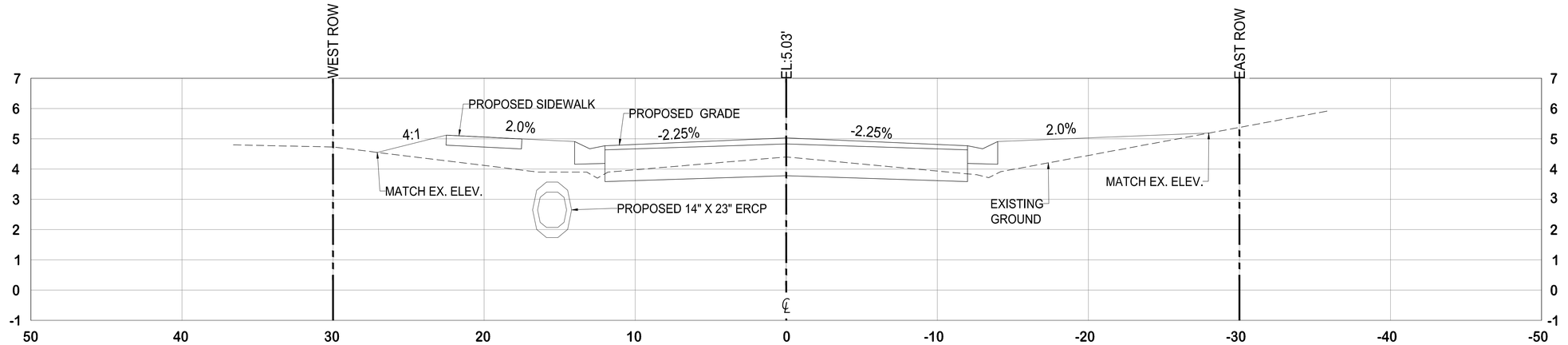


END OF CURB
STA. 1+91.70

1:4
1:8

| Revision | By | Appd. | YY.MM.DD |
|---|---|---|---|

| Issued | By | Appd. | YY.MM.DD |
|---|---|---|---|
| ISSUED 90% DESIGN DRAWINGS TO CITY (PRELIM REVIEW) | KME | APPROVED | 22.04.15 |
| ISSUED 75% DESIGN DRAWINGS TO CITY (PRELIM REVIEW) | KME | APPROVED | 21.05.13 |

ECE
Erickson Consulting Engineers
7201 Delainey Court
Sarasota, FL 32420
www.ericksonconsultingengineers.com

Copyright Reserved
The Contractor shall verify and be responsible for all dimensions.
DO NOT scale the drawing - any errors or omissions shall be reported
to Erickson Consulting Engineers (ECE) without delay.
The Copyrights to all designs and drawings are the property of ECE.
Reproduction or use for any purpose other than that authorized by ECE is forbidden.

Client/Project
CITY OF NAPLES
735 8th St S
NAPLES, FL.
Naples Beach Restoration
& Water Quality
Improvement Project

File Name:
...\16-329-CROSSSECTIONS.dwg

| JAW | SMT | KME | 21.06.01 |
|---|---|---|---|
| Dwn. | Chkd. | Dsgn. | YY.MM.DD |

Title
GULF SHORE BVLD
CROSS SECTIONS

| Project No. | Scale | |
|---|---|---|
| 16-329 | AS SHOWN | |
| Drawing No. | Sheet | Revision |
| R | 41 | 0 |

C:\Users\bkrach\AppData\Local\Temp\AcPublish_7560_16-329-CROSSSECTIONS.dwg Apr 15, 2022 - 9:41 am

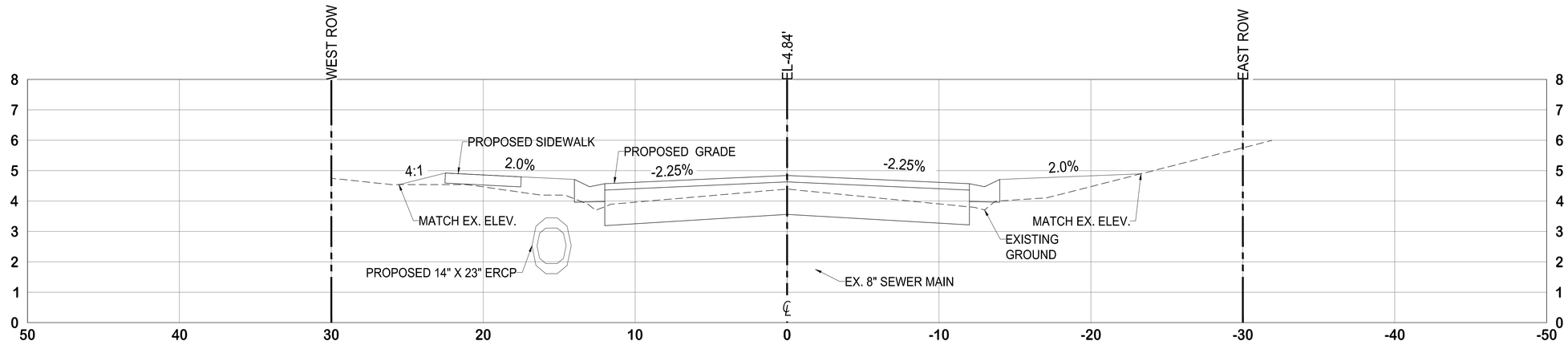


STA. 2+55

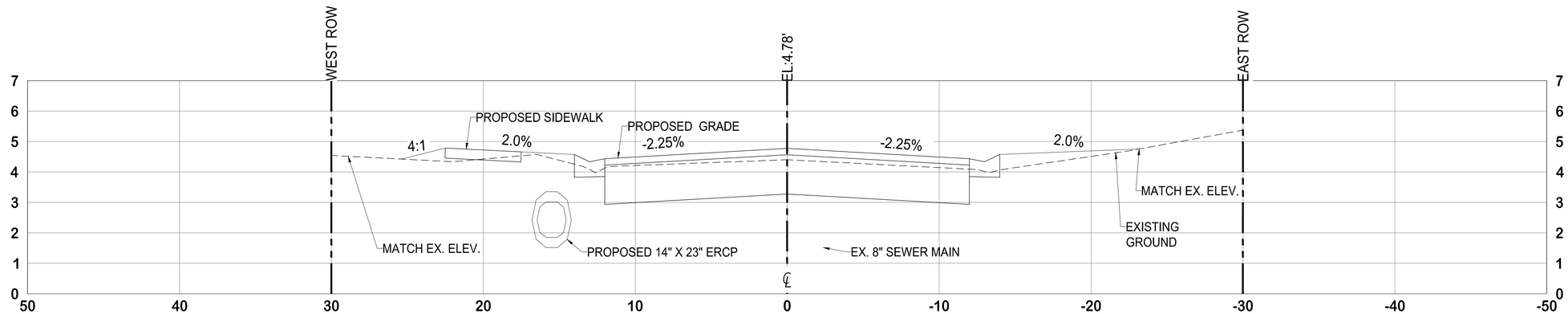


STA. 3+00

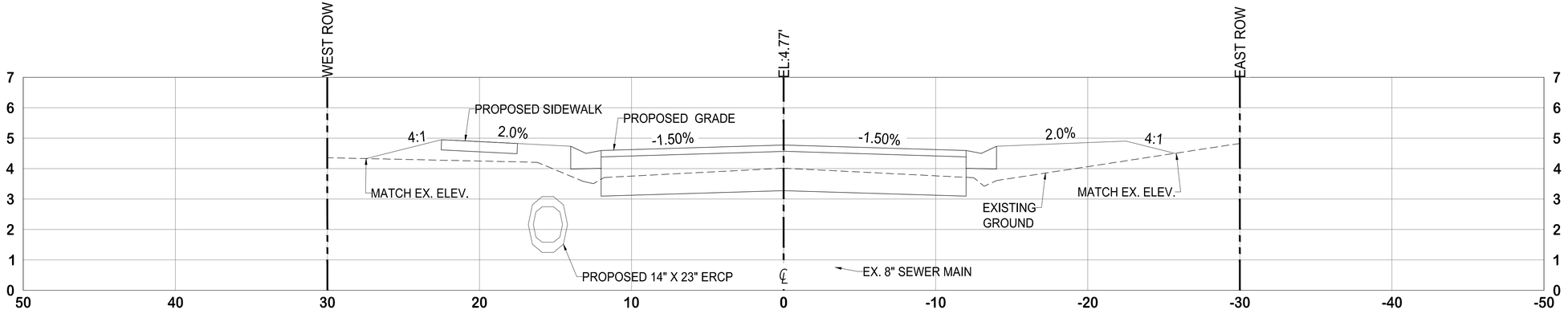


STA. 4+00

1:4
1:8

| Revision | By | Appd. | YY.MM.DD |
|---|---|---|---|

| Issued | By | Appd. | YY.MM.DD |
|---|---|---|---|
| ISSUED 90% DESIGN DRAWINGS TO CITY (PRELIM REVIEW) | KME | APPROVED | 22.04.15 |
| ISSUED 75% DESIGN DRAWINGS TO CITY (PRELIM REVIEW) | KME | APPROVED | 21.05.13 |


ECE
Erickson Consulting Engineers
7201 Delainey Court
Sarasota, FL 32420
www.ericksonconsultingengineers.com



Copyright Reserved
The Contractor shall verify and be responsible for all dimensions. DO NOT scale the drawing - any errors or omissions shall be reported to Erickson Consulting Engineers (ECE) without delay.
The Copyrights to all designs and drawings are the property of ECE. Reproduction or use for any purpose other than that authorized by ECE is forbidden.


Client/Project
CITY OF NAPLES
735 8th St S
NAPLES, FL.
Naples Beach Restoration & Water Quality Improvement Project

File Name: _16-329-CROSSSECTIONS.dwg

| Dwn. | Chkd. | Dsgn. | YY.MM.DD |
|---|---|---|---|
| JAW | SMT | KME | 21.06.01 |

Title
GULF SHORE BVLD
CROSS SECTIONS

| Project No. | Scale | |
|---|---|---|
| 16-329 | AS SHOWN | |
| Drawing No. | Sheet | Revision |
| R | 42 | 0 |

C:\Users\bkrach\AppData\Local\Temp\AcPublish_7560_16-329-CROSSSECTIONS.dwg Apr 15, 2022-9:42am

7th AVE N.
STA. 5+22

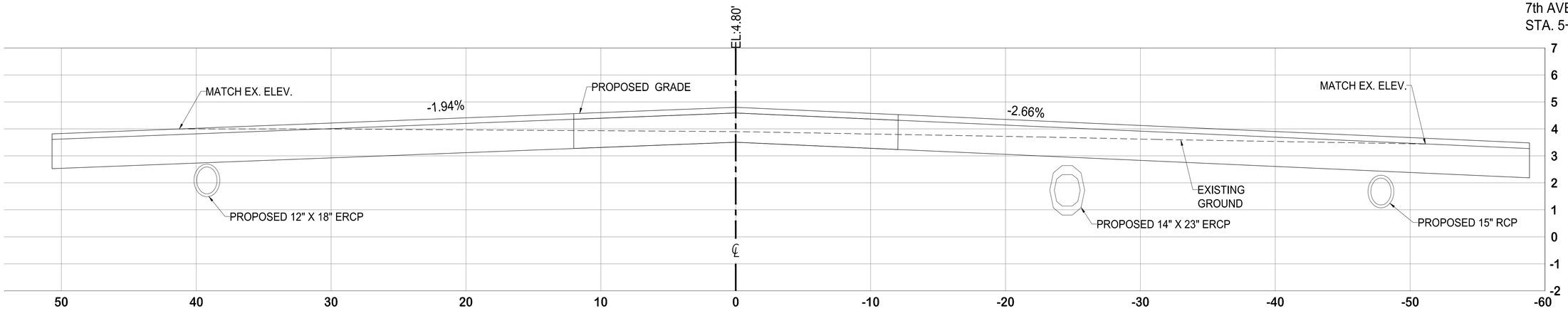


STA. 6+50

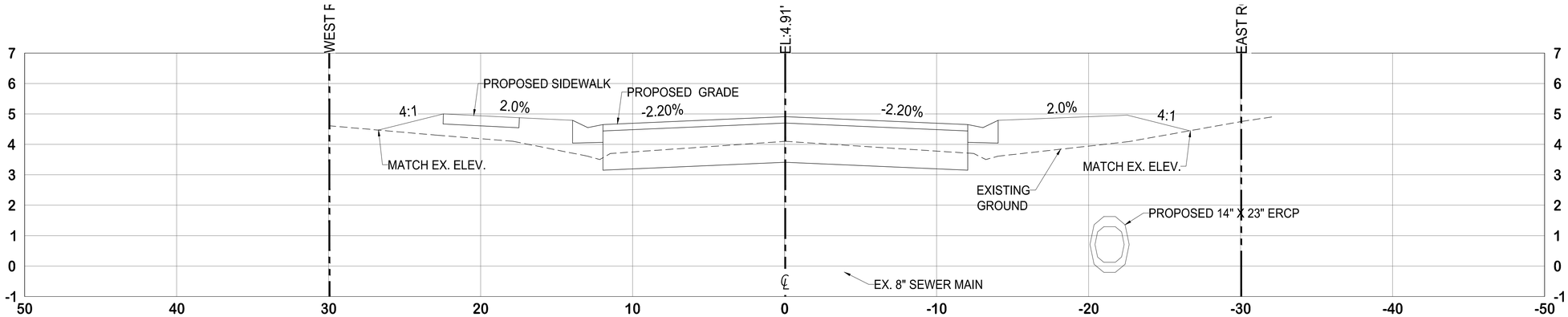


STA. 7+50

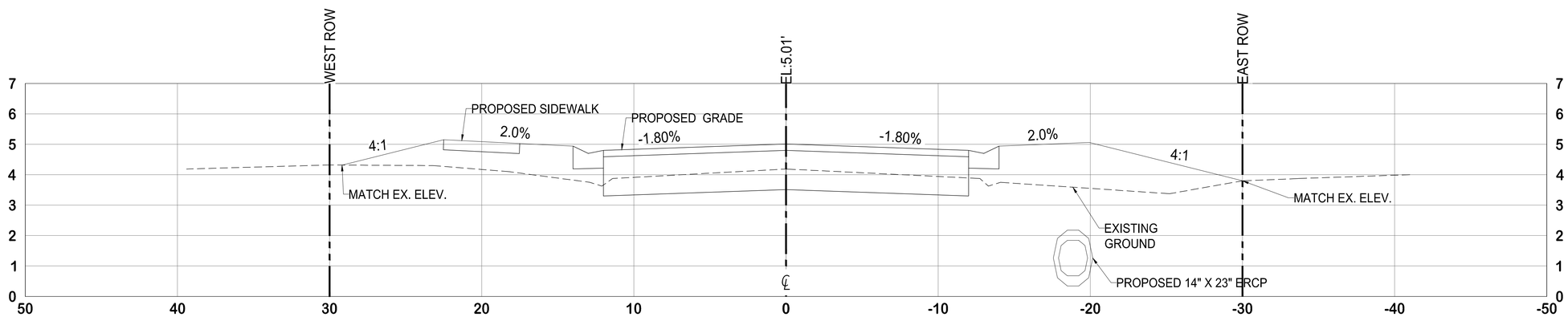


1:4
1:8

| Revision | By | Appd. | YY.MM.DD |
|---|---|---|---|

| Issued | By | Appd. | YY.MM.DD |
|---|---|---|---|
| ISSUED 90% DESIGN DRAWINGS TO CITY (PRELIM REVIEW) | KME | APPROVED | 22.04.15 |
| ISSUED 75% DESIGN DRAWINGS TO CITY (PRELIM REVIEW) | KME | APPROVED | 21.05.13 |


ECE
Erickson Consulting Engineers
7201 Delainey Court
Sarasota, FL 32420
www.ericksonconsultingengineers.com



Copyright Reserved
The Contractor shall verify and be responsible for all dimensions. DO NOT scale the drawing - any errors or omissions shall be reported to Erickson Consulting Engineers (ECE) without delay.
The Copyrights to all designs and drawings are the property of ECE. Reproduction or use for any purpose other than that authorized by ECE is forbidden.


Client/Project
CITY OF NAPLES
735 8th St S
NAPLES, FL.
Naples Beach Restoration & Water Quality Improvement Project

File Name: _16-329-CROSSSECTIONS.dwg

| JAW | SMT | KME | 21.06.01 |
|---|---|---|---|
| Dwn. | Chkd. | Dsgn. | YY.MM.DD |

Title
GULF SHORE BVLD
CROSS SECTIONS

| Project No. | Scale | |
|---|---|---|
| 16-329 | AS SHOWN | |
| Drawing No. | Sheet | Revision |
| R | 43 | 0 |

C:\Users\bkrach\AppData\Local\Temp\AcPublish_7560_16-329-CROSSSECTIONS.dwg Apr 15, 2022 - 9:42am

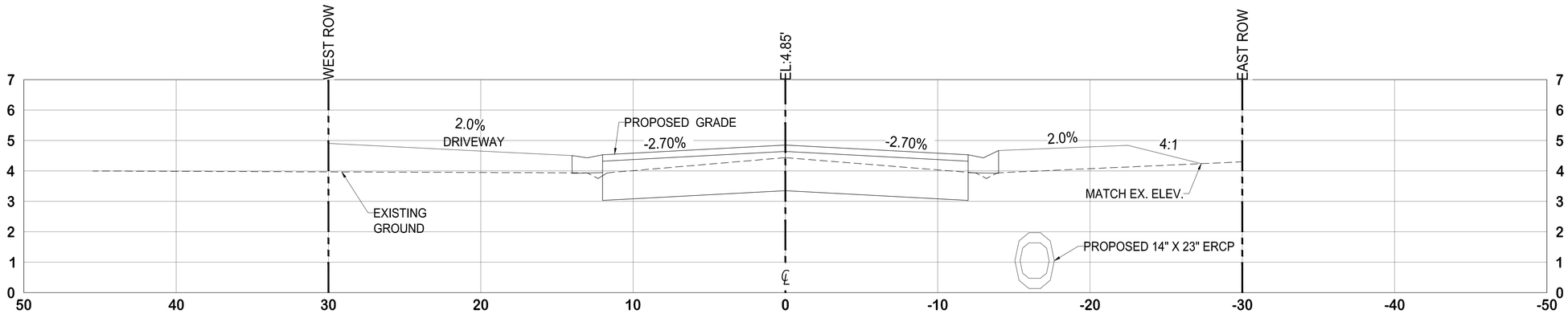


STA. 8+50

NORTH LAKE Dr
STA. 9+28

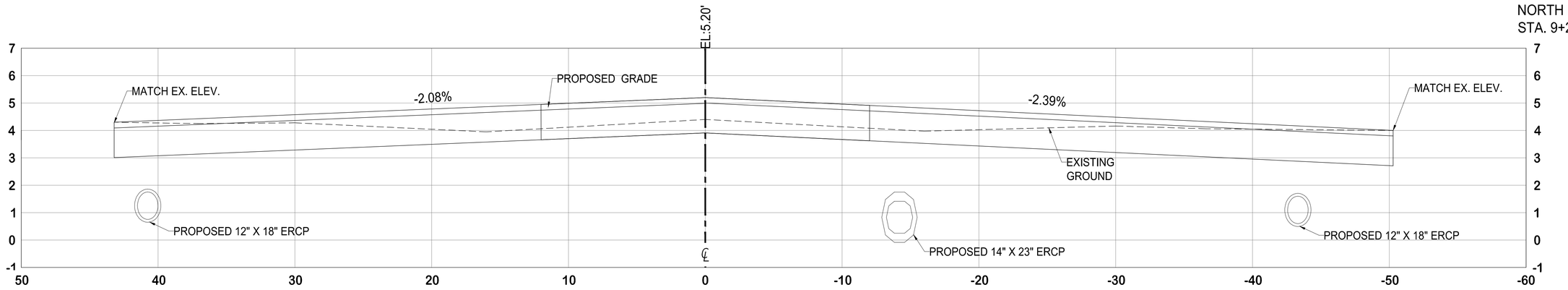


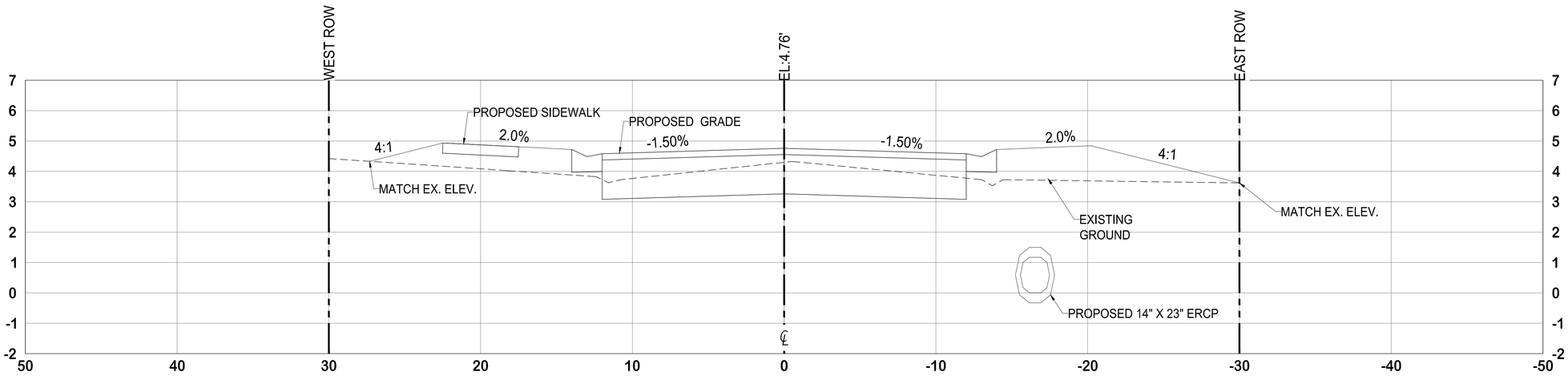


STA 10+50

1:4
1:8

| Revision | By | Appd. | YY.MM.DD |
|---|---|---|---|

| Issued | By | Appd. | YY.MM.DD |
|---|---|---|---|
| ISSUED 90% DESIGN DRAWINGS TO CITY (PRELIM REVIEW) | KME | APPROVED | 22.04.15 |
| ISSUED 75% DESIGN DRAWINGS TO CITY (PRELIM REVIEW) | KME | APPROVED | 21.05.13 |


ECE
Erickson Consulting Engineers
7201 Delainey Court
Sarasota, FL 32420
www.ericksonconsultingengineers.com



Copyright Reserved
The Contractor shall verify and be responsible for all dimensions.
DO NOT scale the drawing - any errors or omissions shall be reported to Erickson Consulting Engineers (ECE) without delay.
The Copyrights to all designs and drawings are the property of ECE.
Reproduction or use for any purpose other than that authorized by ECE is forbidden.


Client/Project
CITY OF NAPLES
735 8th St S
NAPLES, FL.
Naples Beach Restoration & Water Quality Improvement Project

File Name: 16-329-CROSSSECTIONS.dwg

| Dwn. | Chkd. | Dsgn. | YY.MM.DD |
|---|---|---|---|
| JAW | SMT | KME | 21.06.01 |

Title
GULF SHORE BVLD
CROSS SECTIONS

| Project No. | Scale | |
|---|---|---|
| 16-329 | AS SHOWN | |
| Drawing No. | Sheet | Revision |
| R | 44 | 0 |

C:\Users\bkrach\AppData\Local\Temp\AcPublish_7560_16-329-CROSSSECTIONS.dwg Apr 15, 2022 - 9:42am

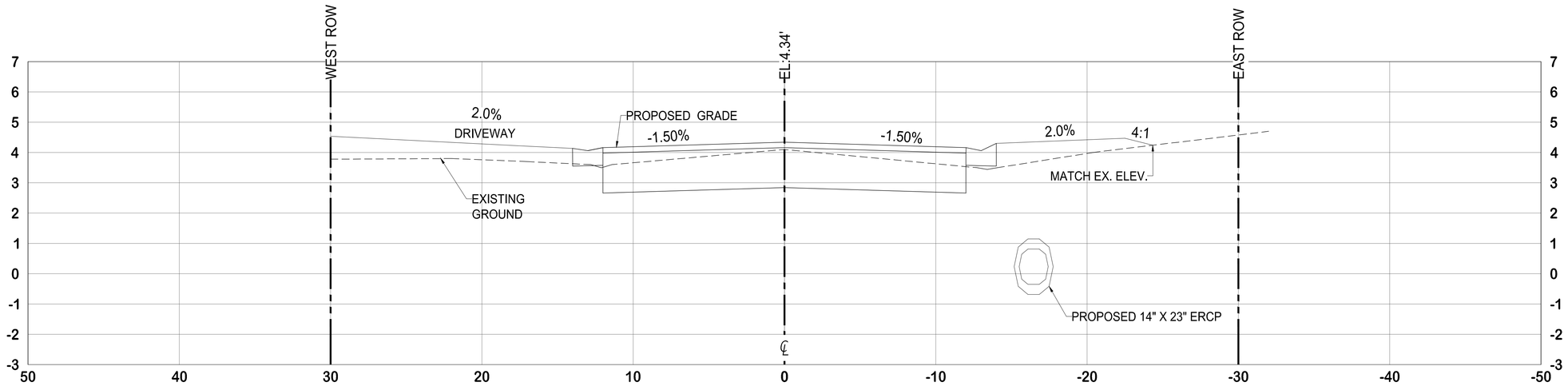


STA 12+00

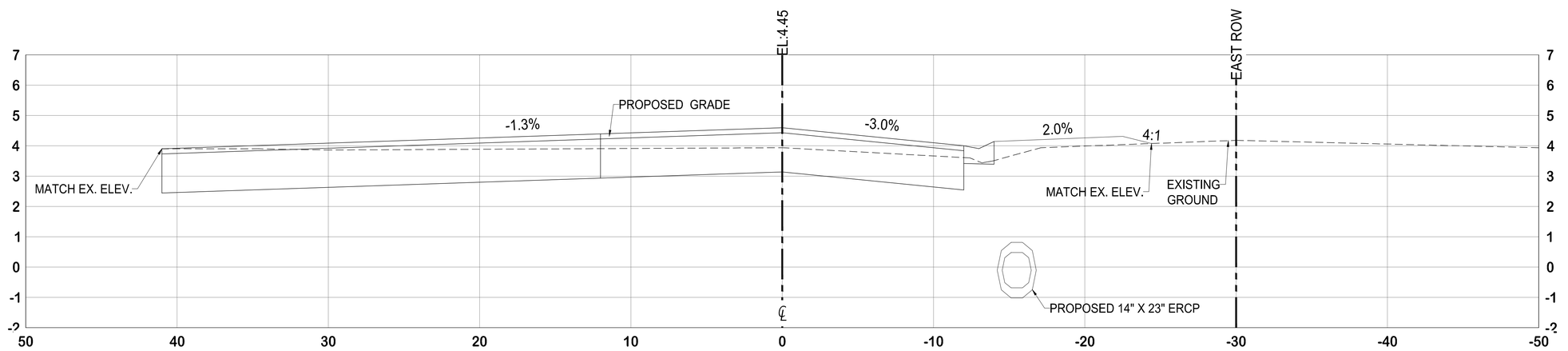


6th AVE N
STA 13+38

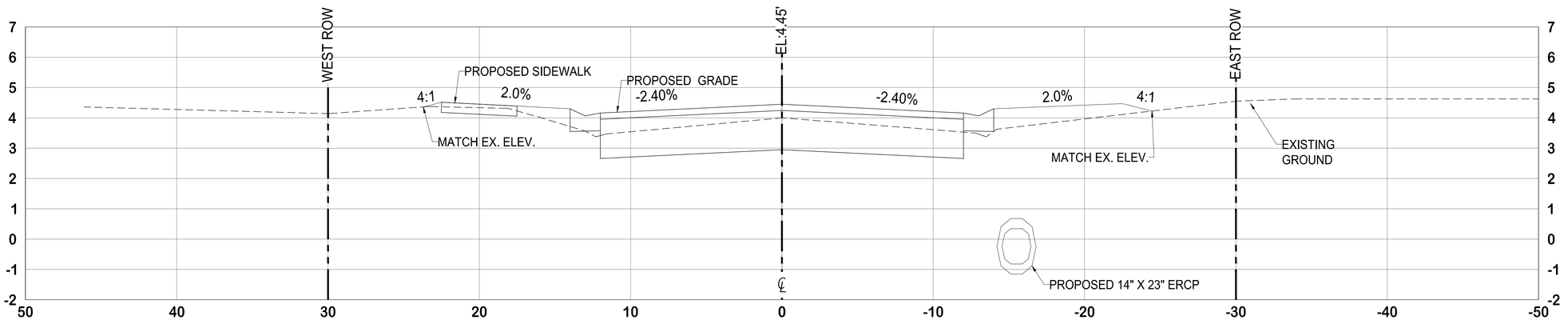


STA 14+00

1:4
1:8

| Revision | By | Appd. | YY.MM.DD |
|---|---|---|---|

| Issued | By | Appd. | YY.MM.DD |
|---|---|---|---|
| ISSUED 90% DESIGN DRAWINGS TO CITY (PRELIM REVIEW) | KME | APPROVED | 22.04.15 |
| ISSUED 75% DESIGN DRAWINGS TO CITY (PRELIM REVIEW) | KME | APPROVED | 21.05.13 |

ECE
Erickson Consulting Engineers
7201 Delainey Court
Sarasota, FL 32420
www.ericksonconsultingengineers.com

Copyright Reserved
The Contractor shall verify and be responsible for all dimensions.
DO NOT scale the drawing - any errors or omissions shall be reported
to Erickson Consulting Engineers (ECE) without delay.
The Copyrights to all designs and drawings are the property of ECE.
Reproduction or use for any purpose other than that authorized by ECE is forbidden.

Client/Project
CITY OF NAPLES
735 8th St S
NAPLES, FL.

Naples Beach Restoration
& Water Quality
Improvement Project

File Name:
_16-329-CROSSSECTIONS.dwg

| JAW | SMT | KME | 21.06.01 |
|---|---|---|---|
| Dwn. | Chkd. | Dsgn. | YY.MM.DD |

Title
GULF SHORE BVLD
CROSS SECTIONS

| Project No. | Scale | |
|---|---|---|
| 16-329 | AS SHOWN | |
| Drawing No. | Sheet | Revision |
| R | 45 | 0 |

C:\Users\bkrach\AppData\Local\Temp\AcPublish_7560_16-329-CROSSSECTIONS.dwg Apr 15, 2022 - 9:43am

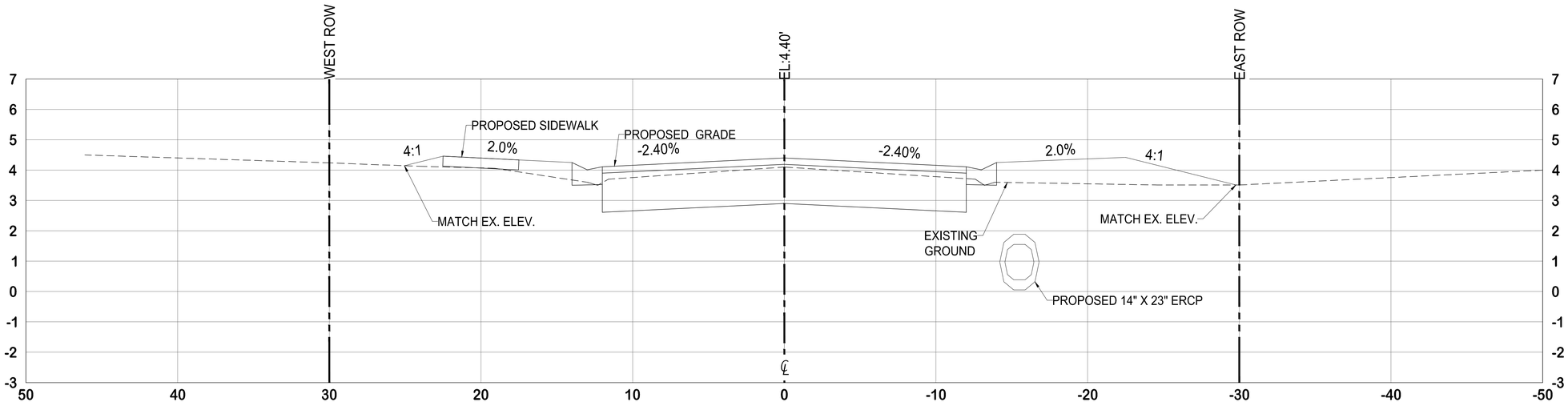


STA 15+00

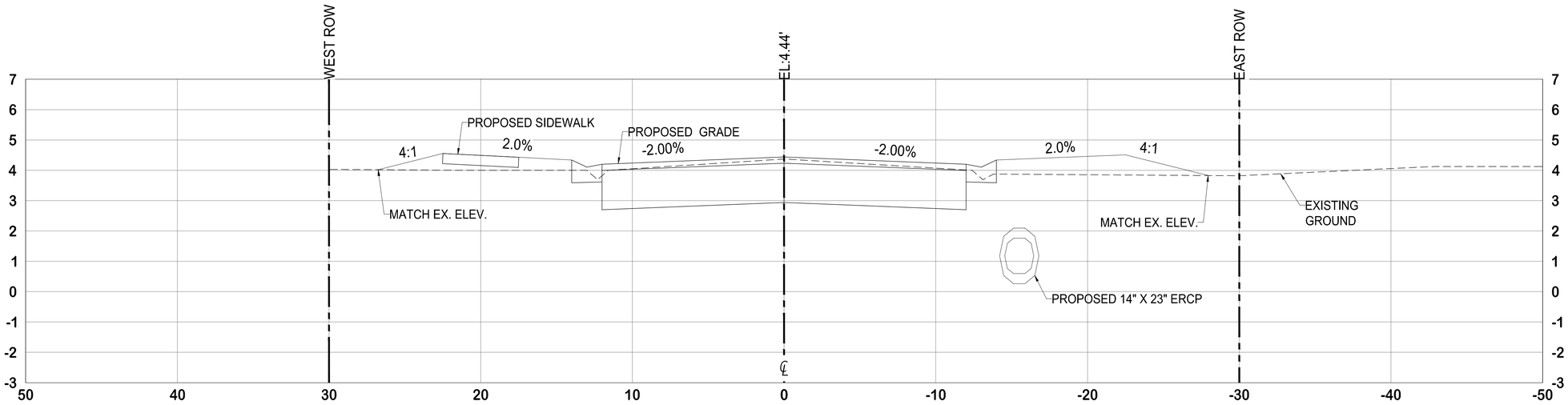


STA 16+00

1:4
1:8

| Revision | By | Appd. | YY.MM.DD |
|---|---|---|---|

| Issued | By | Appd. | YY.MM.DD |
|---|---|---|---|
| ISSUED 90% DESIGN DRAWINGS TO CITY (PRELIM REVIEW) | KME | APPROVED | 22.04.15 |
| ISSUED 75% DESIGN DRAWINGS TO CITY (PRELIM REVIEW) | KME | APPROVED | 21.05.13 |

ECE
Erickson Consulting Engineers
7201 Delainey Court
Sarasota, FL 32420
www.ericksonconsultingengineers.com

Copyright Reserved
The Contractor shall verify and be responsible for all dimensions. DO NOT scale the drawing - any errors or omissions shall be reported to Erickson Consulting Engineers (ECE) without delay.
The Copyrights to all designs and drawings are the property of ECE. Reproduction or use for any purpose other than that authorized by ECE is forbidden.

Client/Project
CITY OF NAPLES
735 8th St S
NAPLES, FL.
Naples Beach Restoration & Water Quality Improvement Project

File Name: _16-329-CROSSSECTIONS.dwg

| JAW | SMT | KME | 21.06.01 |
|---|---|---|---|
| Dwn. | Chkd. | Dsgn. | YY.MM.DD |

Title
GULF SHORE BVLD
CROSS SECTIONS

| Project No. | Scale | |
|---|---|---|
| 16-329 | AS SHOWN | |
| Drawing No. | Sheet | Revision |
| R | 46 | 0 |

C:\Users\bkrach\AppData\Local\Temp\AcPublish_7560_16-329-CROSSSECTIONS.dwg Apr 15, 2022 - 9:43am

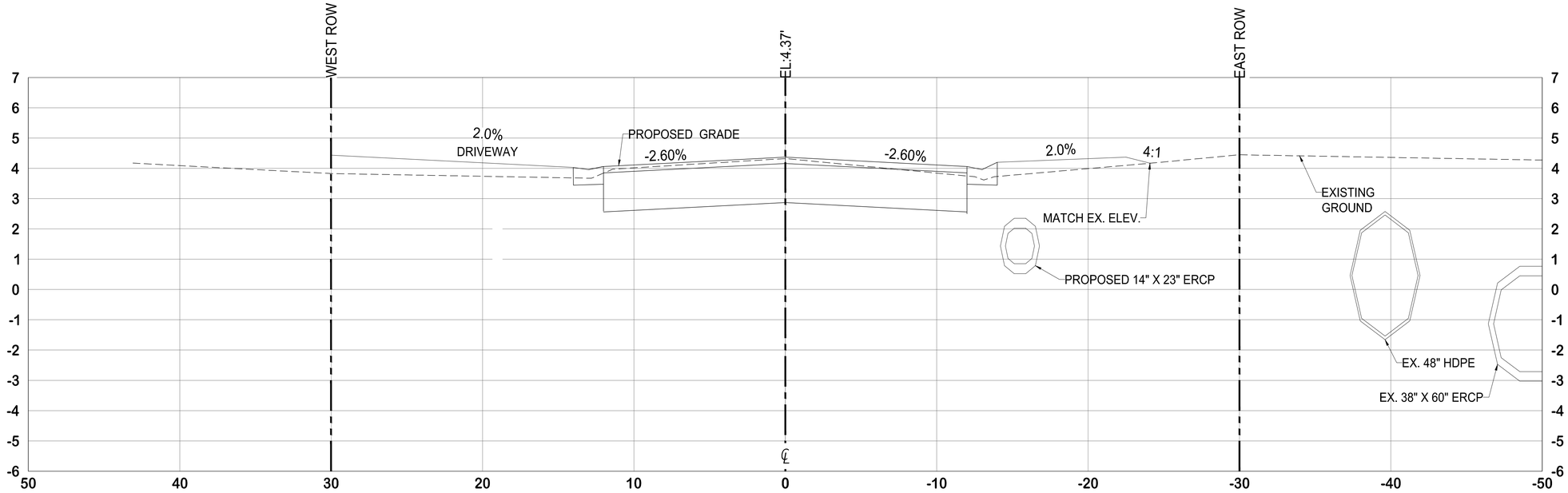


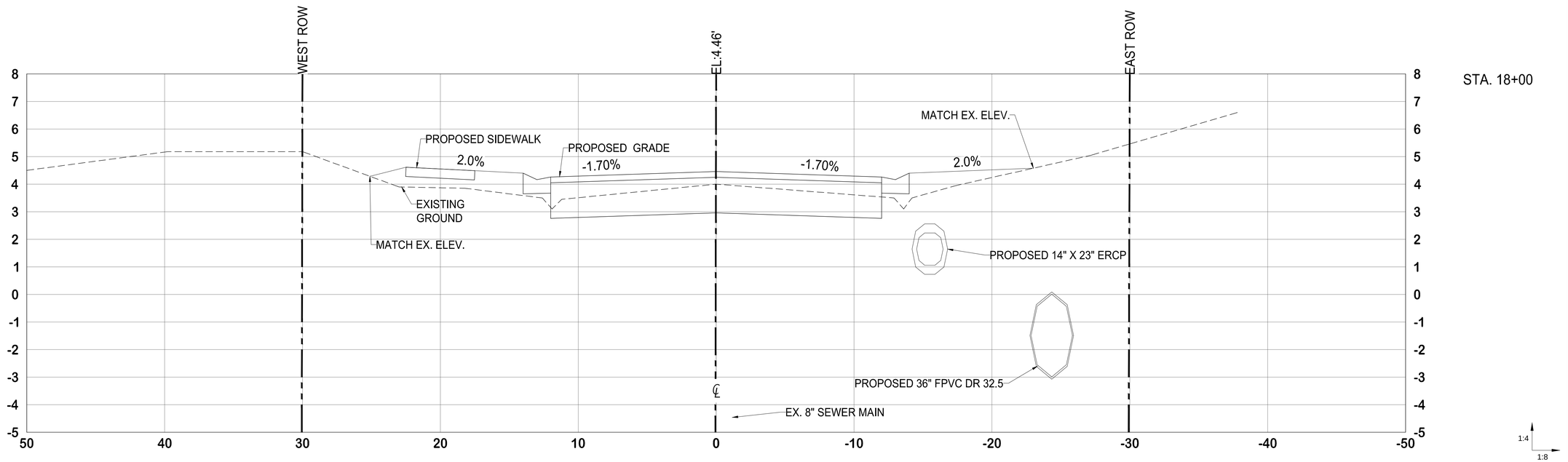


C:\Users\bkrach\AppData\Local\Temp\AcPublish_7560_16-329-CROSSSECTIONS.dwg Apr 15, 2022-9:43am

| Revision | By | Appd. | YY.MM.DD |
|---|---|---|---|

| Issued | By | Appd. | YY.MM.DD |
|---|---|---|---|
| ISSUED 90% DESIGN DRAWINGS TO CITY (PRELIM REVIEW) | KME | APPROVED | 22.04.15 |
| ISSUED 75% DESIGN DRAWINGS TO CITY (PRELIM REVIEW) | KME | APPROVED | 21.05.13 |

ECE
Erickson Consulting Engineers
7201 Delainey Court
Sarasota, FL 32420
www.ericksonconsultingengineers.com

Copyright Reserved
The Contractor shall verify and be responsible for all dimensions.
DO NOT scale the drawing - any errors or omissions shall be reported
to Erickson Consulting Engineers (ECE) without delay.
The Copyrights to all designs and drawings are the property of ECE.
Reproduction or use for any purpose other than that authorized by ECE is forbidden.

Client/Project
CITY OF NAPLES
735 8th St S
NAPLES, FL.
Naples Beach Restoration & Water Quality Improvement Project

File Name: _16-329-CROSSSECTIONS.dwg

| JAW | SMT | KME | 21.06.01 |
|---|---|---|---|
| Dwn. | Chkd. | Dsgn. | YY.MM.DD |

Title
GULF SHORE BVLD
CROSS SECTIONS

| Project No. | Scale | |
|---|---|---|
| 16-329 | AS SHOWN | |
| Drawing No. | Sheet | Revision |
| R | 47 | 0 |

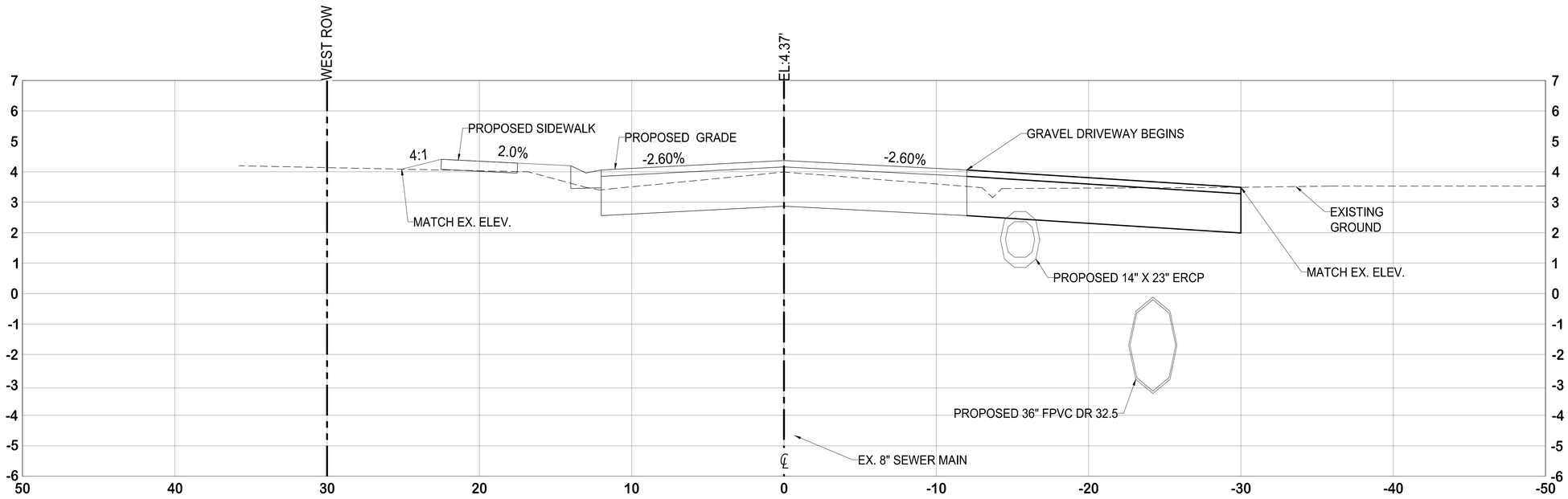


S. LAKE Dr.
/ ALLEY
STA 18+65

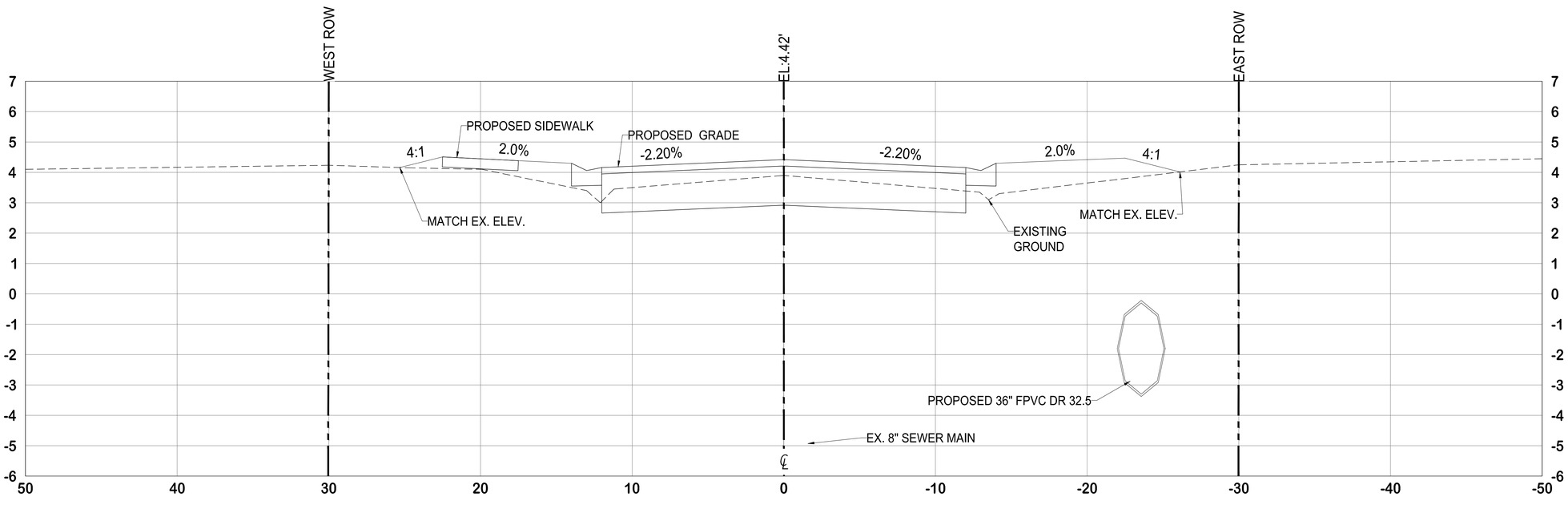


STA 19+50

1:4
1:8

C:\Users\bkrach\AppData\Local\Temp\AcPublish_7560_16-329-CROSSSECTIONS.dwg Apr 15, 2022-9:43am

| Revision | By | Appd. | YY.MM.DD |
|---|---|---|---|

| Issued | By | Appd. | YY.MM.DD |
|---|---|---|---|
| ISSUED 90% DESIGN DRAWINGS TO CITY (PRELIM REVIEW) | KME | APPROVED | 22.04.15 |
| ISSUED 75% DESIGN DRAWINGS TO CITY (PRELIM REVIEW) | KME | APPROVED | 21.05.13 |

ECE
Erickson Consulting Engineers
7201 Delainey Court
Sarasota, FL 32420
www.ericksonconsultingengineers.com

Copyright Reserved
The Contractor shall verify and be responsible for all dimensions.
DO NOT scale the drawing - any errors or omissions shall be reported to Erickson Consulting Engineers (ECE) without delay.
The Copyrights to all designs and drawings are the property of ECE.
Reproduction or use for any purpose other than that authorized by ECE is forbidden.

Client/Project
CITY OF NAPLES
735 8th St S
NAPLES, FL.
Naples Beach Restoration & Water Quality Improvement Project

File Name:
_16-329-CROSSSECTIONS.dwg

| Dwn. | Chkd. | Dsgn. | YY.MM.DD |
|---|---|---|---|
| JAW | SMT | KME | 21.06.01 |

Title
GULF SHORE BVLD
CROSS SECTIONS

| Project No. | Scale | |
|---|---|---|
| 16-329 | AS SHOWN | |
| Drawing No. | Sheet | Revision |
| R | 48 | 0 |

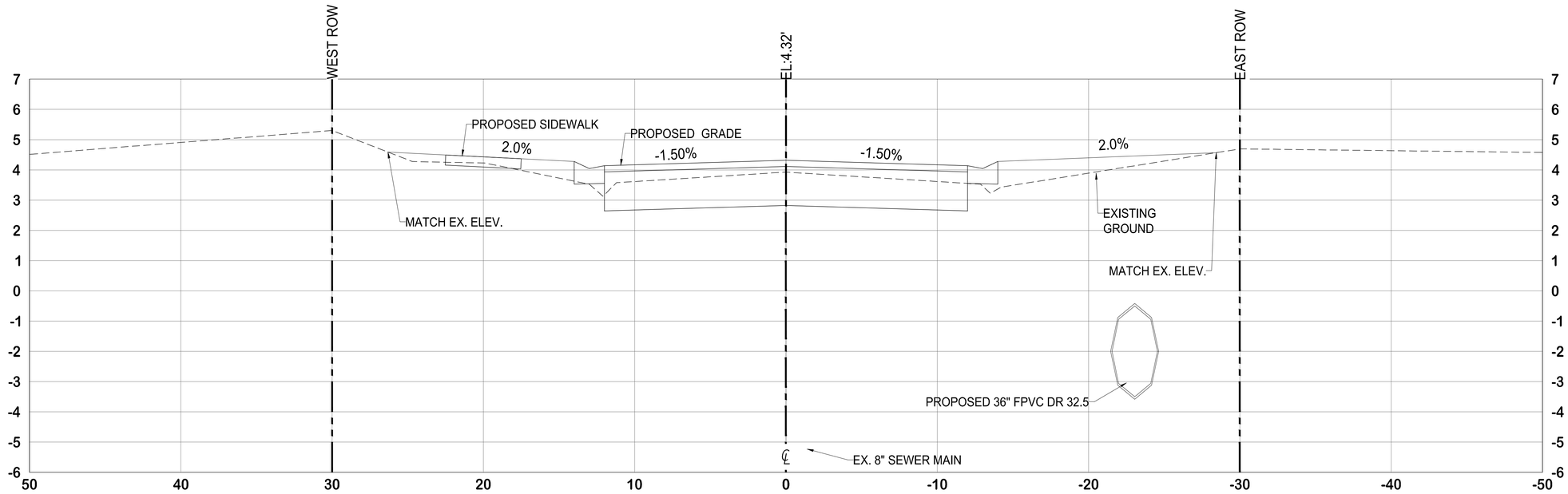


STA. 20+50

4tH AVE N
STA. 21+39

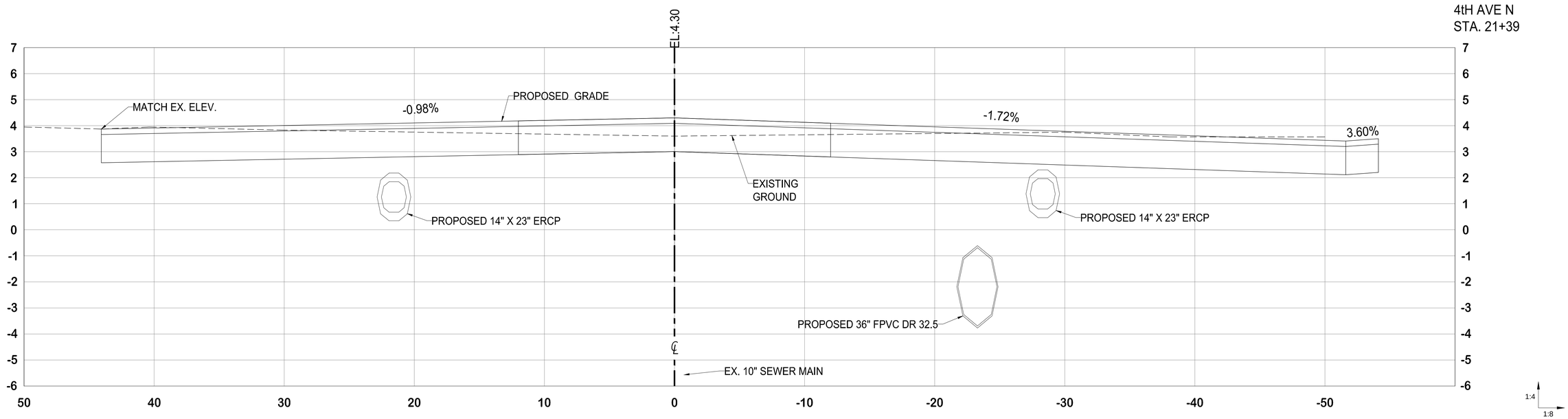


| Revision | By | Appd. | YY.MM.DD |
|---|---|---|---|

| Issued | By | Appd. | YY.MM.DD |
|---|---|---|---|
| ISSUED 90% DESIGN DRAWINGS TO CITY (PRELIM REVIEW) | KME | APPROVED | 22.04.15 |
| ISSUED 75% DESIGN DRAWINGS TO CITY (PRELIM REVIEW) | KME | APPROVED | 21.05.13 |

ECE
Erickson Consulting Engineers
7201 Delainey Court
Sarasota, FL 32420
www.ericksonconsultingengineers.com

Copyright Reserved
The Contractor shall verify and be responsible for all dimensions. DO NOT scale the drawing - any errors or omissions shall be reported to Erickson Consulting Engineers (ECE) without delay. The Copyrights to all designs and drawings are the property of ECE. Reproduction or use for any purpose other than that authorized by ECE is forbidden.

Client/Project
CITY OF NAPLES
735 8th St S
NAPLES, FL.
Naples Beach Restoration & Water Quality Improvement Project

File Name: _16-329-CROSSSECTIONS.dwg

| Dwn. | Chkd. | Dsgn. | YY.MM.DD |
|---|---|---|---|
| JAW | SMT | KME | 21.06.01 |

Title
GULF SHORE BVLD
CROSS SECTIONS

| Project No. | Scale | |
|---|---|---|
| 16-329 | AS SHOWN | |
| Drawing No. | Sheet | Revision |
| R | 49 | 0 |

C:\Users\bkroch\AppData\Local\Temp\AcPublish_7560_16-329-CROSSSECTIONS.dwg Apr 15, 2022 - 9:43am

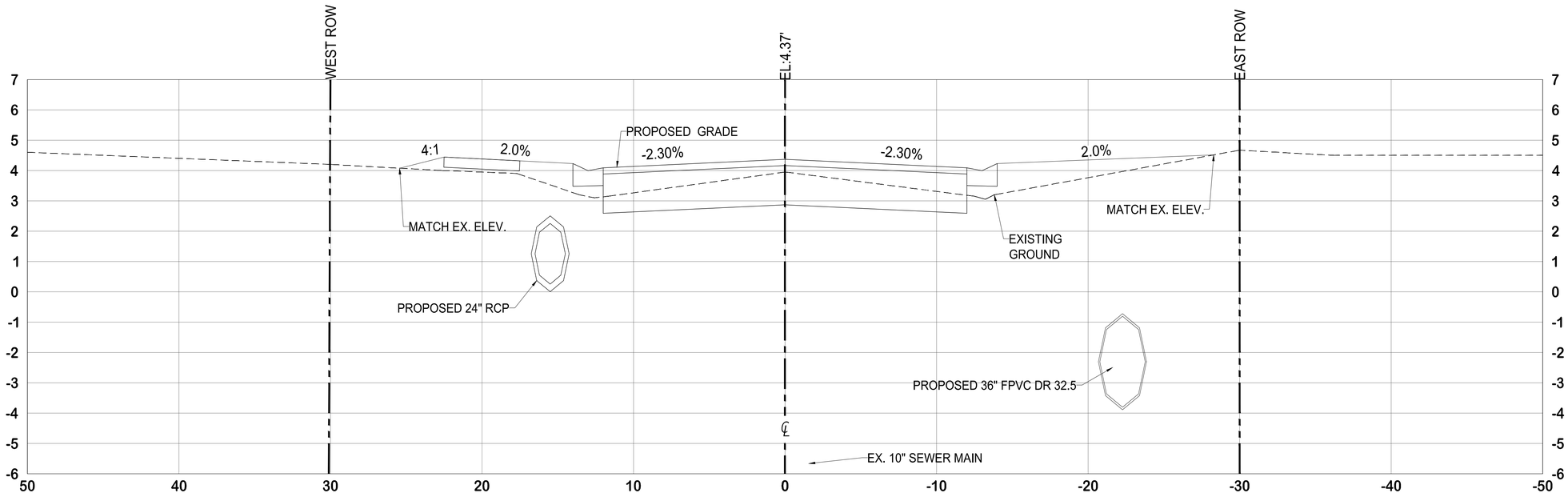


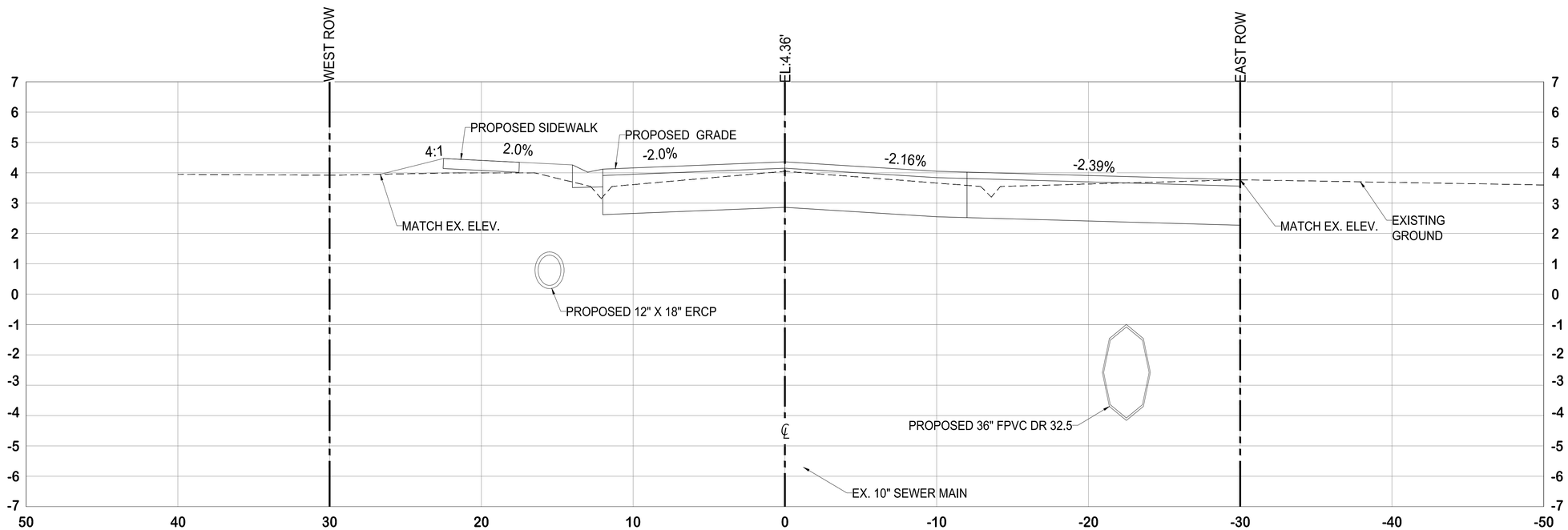


C:\Users\bkrach\AppData\Local\Temp\AcPublish_7560_16-329-CROSSSECTIONS.dwg Apr 15, 2022 - 9:44am

| Revision | By | Appd. | YY.MM.DD |
|---|---|---|---|

| Issued | By | Appd. | YY.MM.DD |
|---|---|---|---|
| ISSUED 90% DESIGN DRAWINGS TO CITY (PRELIM REVIEW) | KME | APPROVED | 22.04.15 |
| ISSUED 75% DESIGN DRAWINGS TO CITY (PRELIM REVIEW) | KME | APPROVED | 21.05.13 |

ECE
Erickson Consulting Engineers
7201 Delainey Court
Sarasota, FL 32420
www.ericksonconsultingengineers.com

Copyright Reserved
The Contractor shall verify and be responsible for all dimensions.
DO NOT scale the drawing - any errors or omissions shall be reported to Erickson Consulting Engineers (ECE) without delay.
The Copyrights to all designs and drawings are the property of ECE.
Reproduction or use for any purpose other than that authorized by ECE is forbidden.

Client/Project
CITY OF NAPLES
735 8th St S
NAPLES, FL.
Naples Beach Restoration & Water Quality Improvement Project

File Name: _16-329-CROSSSECTIONS.dwg

| JAW | SMT | KME | 21.06.01 |
|---|---|---|---|
| Dwn. | Chkd. | Dsgn. | YY.MM.DD |

Title
GULF SHORE BVLD
CROSS SECTIONS

| Project No. | Scale | |
|---|---|---|
| 16-329 | AS SHOWN | |
| Drawing No. | Sheet | Revision |
| R | 50 | 0 |

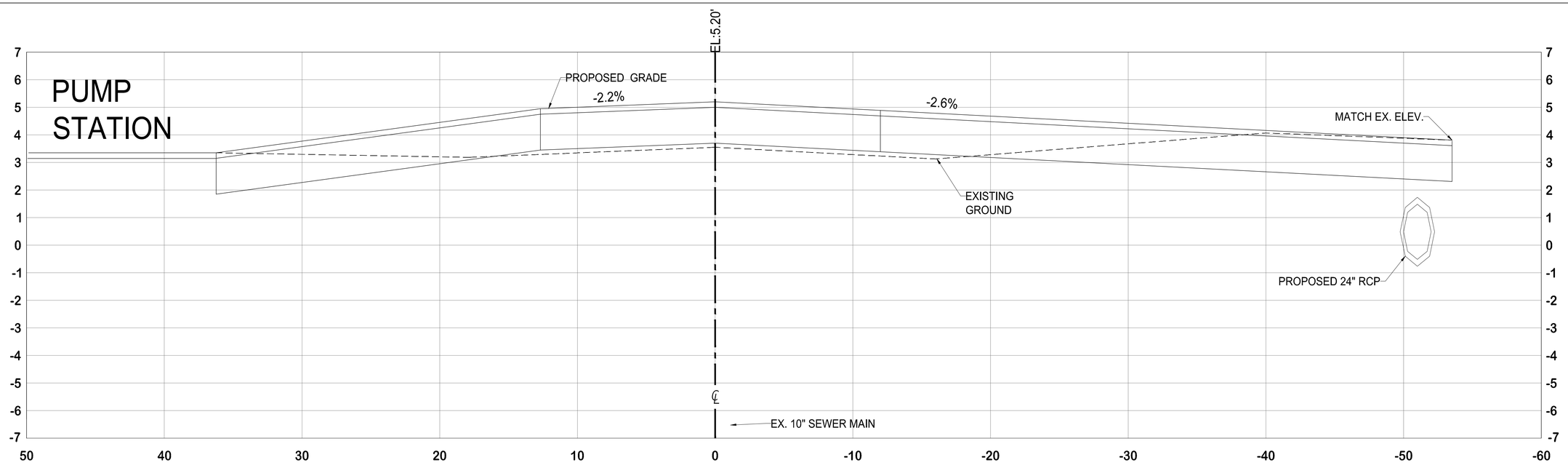


3rd AVE N
STA 25+39

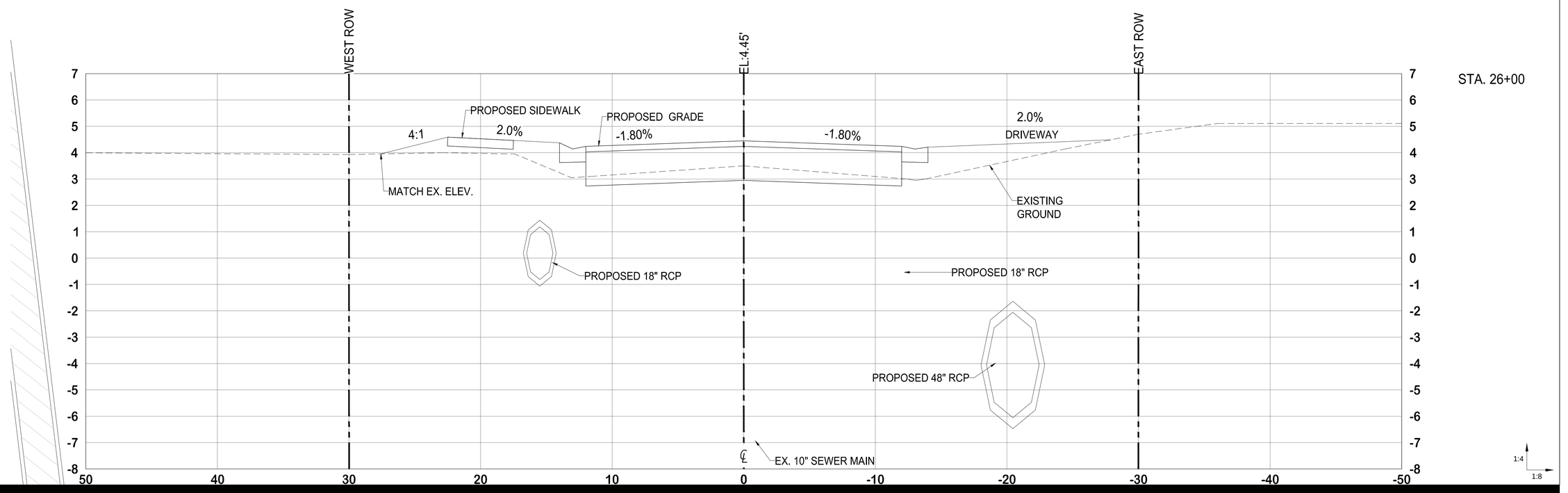


STA. 26+00

| Revision | By | Appd. | YY.MM.DD |
|---|---|---|---|

| Issued | By | Appd. | YY.MM.DD |
|---|---|---|---|
| ISSUED 90% DESIGN DRAWINGS TO CITY (PRELIM REVIEW) | KME | APPROVED | 22.04.15 |
| ISSUED 75% DESIGN DRAWINGS TO CITY (PRELIM REVIEW) | KME | APPROVED | 21.05.13 |

ECE
Erickson Consulting Engineers
7201 Delainey Court
Sarasota, FL 32420
www.ericksonconsultingengineers.com

Copyright Reserved
The Contractor shall verify and be responsible for all dimensions.
DO NOT scale the drawing - any errors or omissions shall be reported
to Erickson Consulting Engineers (ECE) without delay.
The Copyrights to all designs and drawings are the property of ECE.
Reproduction or use for any purpose other than that authorized by ECE is forbidden.

Client/Project
CITY OF NAPLES
735 8th St S
NAPLES, FL.
Naples Beach Restoration & Water Quality Improvement Project

File Name: _16-329-CROSSSECTIONS.dwg

| JAW | SMT | KME | 21.06.01 |
|---|---|---|---|
| Dwn. | Chkd. | Dsgn. | YY.MM.DD |

Title
GULF SHORE BVLD
CROSS SECTIONS

| Project No. | Scale | |
|---|---|---|
| 16-329 | AS SHOWN | |
| Drawing No. | Sheet | Revision |
| R | 51 | 0 |

C:\Users\bkrach\AppData\Local\Temp\AcPublish_7560_16-329-CROSSSECTIONS.dwg Apr 15, 2022 - 9:44am

ALLEY
STA 27+37

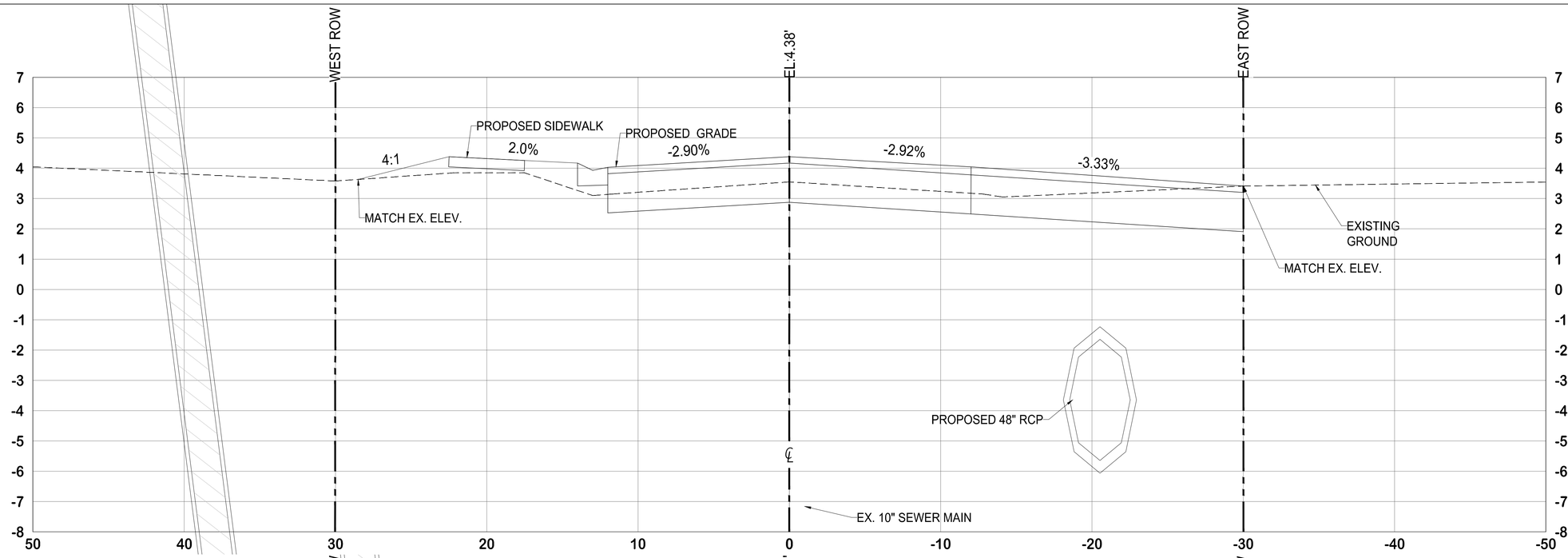


STA. 28+00

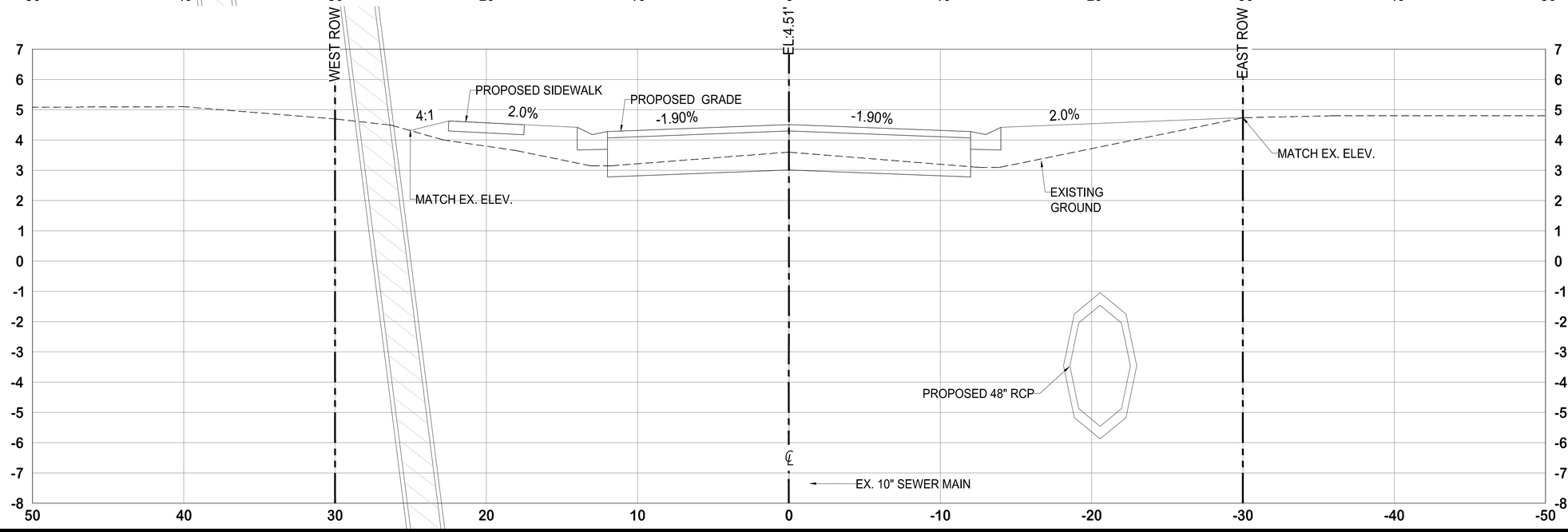


| Revision | By | Appd. | YY.MM.DD |
|---|---|---|---|

| Issued | By | Appd. | YY.MM.DD |
|---|---|---|---|
| ISSUED 90% DESIGN DRAWINGS TO CITY (PRELIM REVIEW) | KME | APPROVED | 22.04.15 |
| ISSUED 75% DESIGN DRAWINGS TO CITY (PRELIM REVIEW) | KME | APPROVED | 21.05.13 |


ECE
Erickson Consulting Engineers
7201 Delainey Court
Sarasota, FL 32420
www.ericksonconsultingengineers.com



Copyright Reserved
The Contractor shall verify and be responsible for all dimensions.
DO NOT scale the drawing - any errors or omissions shall be reported to Erickson Consulting Engineers (ECE) without delay.
The Copyrights to all designs and drawings are the property of ECE.
Reproduction or use for any purpose other than that authorized by ECE is forbidden.


Client/Project
CITY OF NAPLES
735 8th St S
NAPLES, FL.
Naples Beach Restoration & Water Quality Improvement Project

File Name: _16-329-CROSSSECTIONS.dwg

| JAW | SMT | KME | 21.06.01 |
|---|---|---|---|
| Dwn. | Chkd. | Dsgn. | YY.MM.DD |

Title
GULF SHORE BVLD
CROSS SECTIONS

| Project No. | Scale | |
|---|---|---|
| 16-329 | AS SHOWN | |
| Drawing No. | Sheet | Revision |
| R | 52 | 0 |


C:\Users\bkroch\AppData\Local\Temp\AcPublish_7560_16-329-CROSSSECTIONS.dwg Apr 15, 2022 - 9:44am

2nd AVE N
STA. 29+39

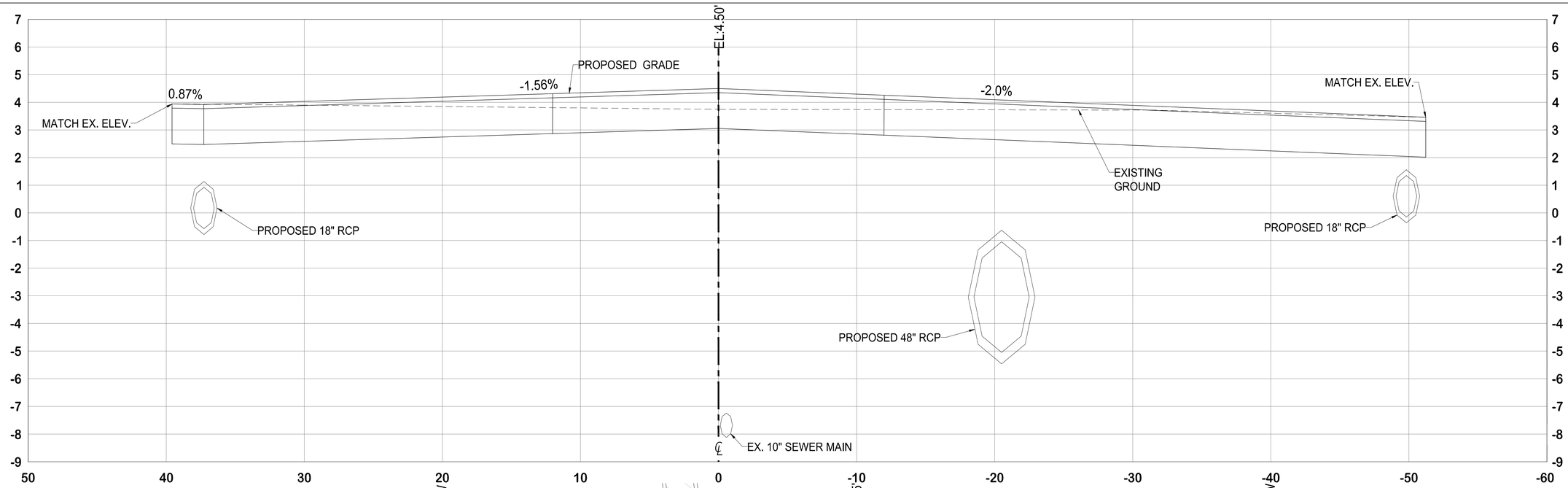


STA. 30+00

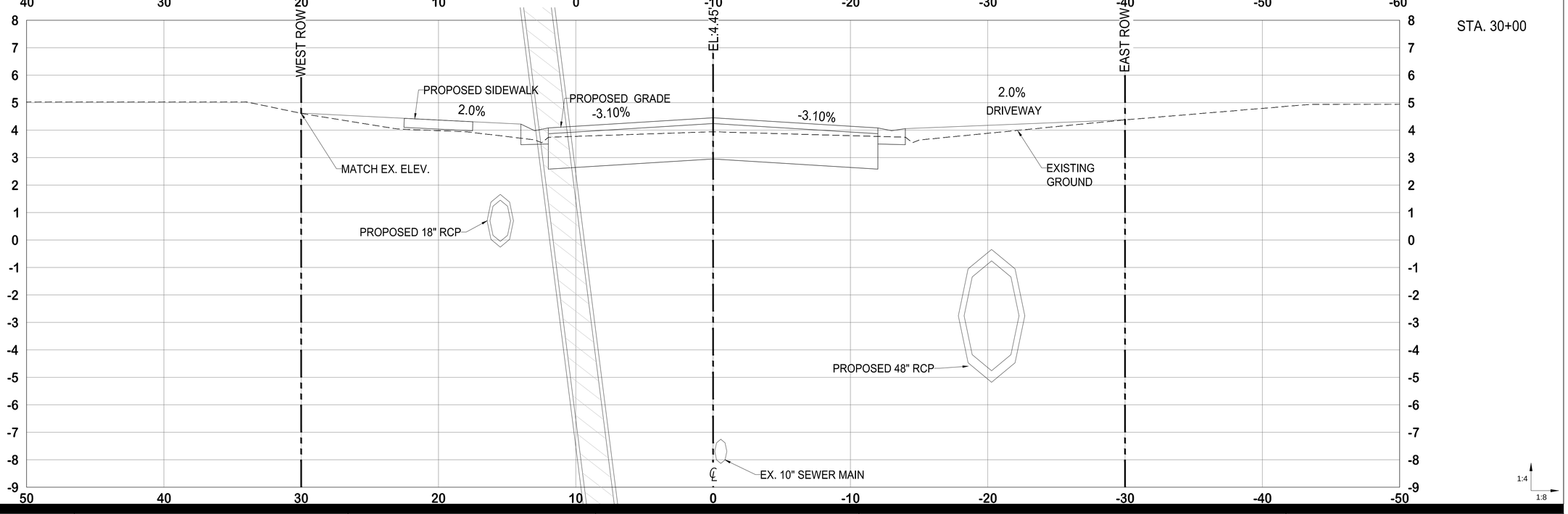


C:\Users\bkrach\AppData\Local\Temp\AcPublish_7560_16-329-CROSSSECTIONS.dwg Apr 15, 2022-9:44am

| Revision | By | Appd. | YY.MM.DD |
|---|---|---|---|

| Issued | By | Appd. | YY.MM.DD |
|---|---|---|---|
| ISSUED 90% DESIGN DRAWINGS TO CITY (PRELIM REVIEW) | KME | APPROVED | 22.04.15 |
| ISSUED 75% DESIGN DRAWINGS TO CITY (PRELIM REVIEW) | KME | APPROVED | 21.05.13 |


ECE
Erickson Consulting Engineers
7201 Delainey Court
Sarasota, FL 32420
www.ericksonconsultingengineers.com



Copyright Reserved
The Contractor shall verify and be responsible for all dimensions. DO NOT scale the drawing - any errors or omissions shall be reported to Erickson Consulting Engineers (ECE) without delay.
The Copyrights to all designs and drawings are the property of ECE. Reproduction or use for any purpose other than that authorized by ECE is forbidden.


Client/Project
CITY OF NAPLES
735 8th St S
NAPLES, FL.
Naples Beach Restoration & Water Quality Improvement Project

File Name: _16-329-CROSSSECTIONS.dwg

| JAW | SMT | KME | 21.06.01 |
|---|---|---|---|
| Dwn. | Chkd. | Dsgn. | YY.MM.DD |




Title
GULF SHORE BVLD
CROSS SECTIONS

| Project No. | Scale | |
|---|---|---|
| 16-329 | AS SHOWN | |
| Drawing No. | Sheet | Revision |
| R | 53 | 0 |

STA 31+45
ALLEY

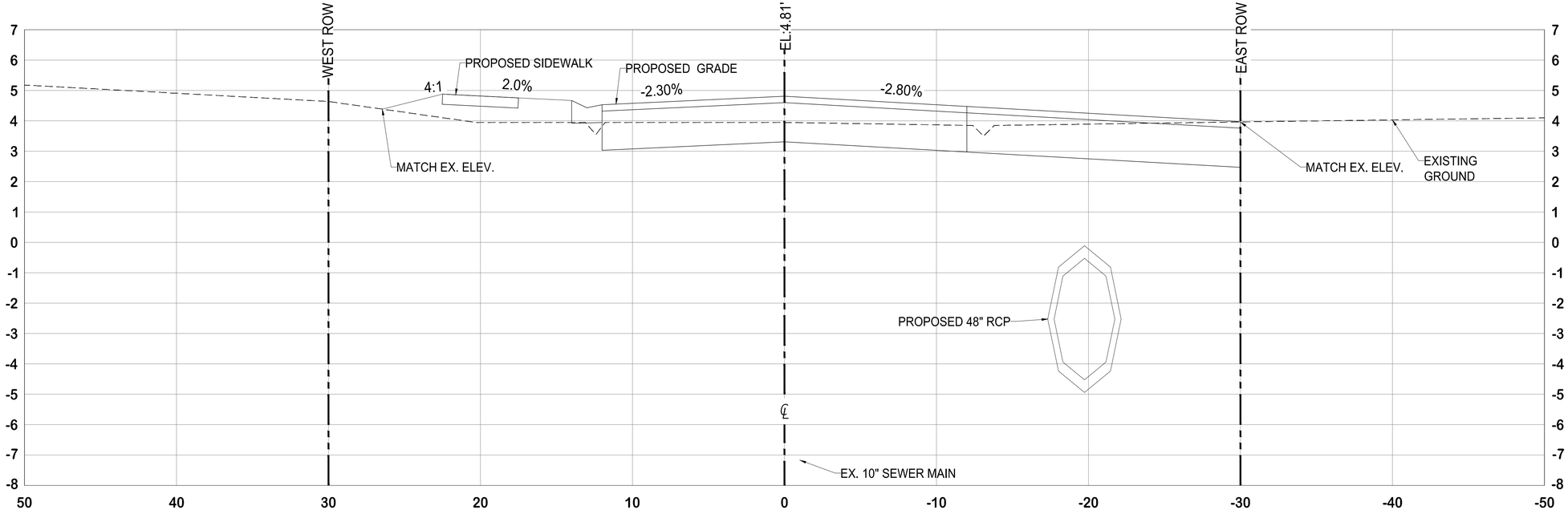


STA. 32+00

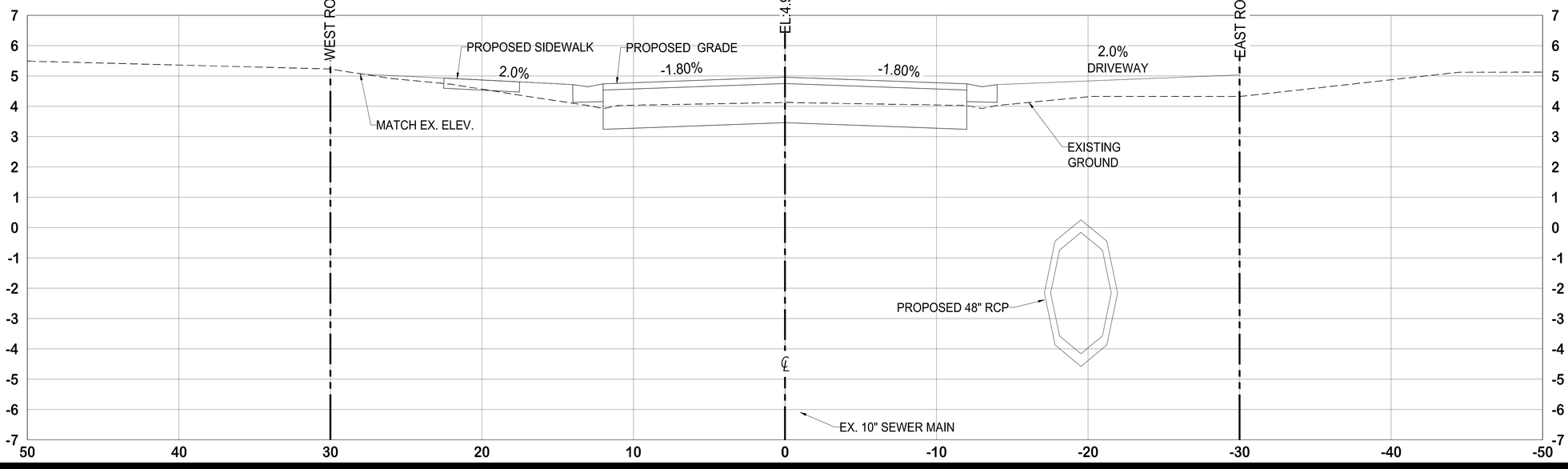


| Revision | By | Appd. | YY.MM.DD |
|---|---|---|---|

| Issued | By | Appd. | YY.MM.DD |
|---|---|---|---|
| ISSUED 90% DESIGN DRAWINGS TO CITY (PRELIM REVIEW) | KME | APPROVED | 22.04.15 |
| ISSUED 75% DESIGN DRAWINGS TO CITY (PRELIM REVIEW) | KME | APPROVED | 21.05.13 |


ECE
Erickson Consulting Engineers
7201 Delainey Court
Sarasota, FL 32420
www.ericksonconsultingengineers.com



Copyright Reserved
The Contractor shall verify and be responsible for all dimensions. DO NOT scale the drawing - any errors or omissions shall be reported to Erickson Consulting Engineers (ECE) without delay.
The Copyrights to all designs and drawings are the property of ECE. Reproduction or use for any purpose other than that authorized by ECE is forbidden.


Client/Project
CITY OF NAPLES
735 8th St S
NAPLES, FL.
Naples Beach Restoration & Water Quality Improvement Project

File Name: _16-329-CROSSSECTIONS.dwg

| JAW | SMT | KME | 21.06.01 |
|---|---|---|---|
| Dwn. | Chkd. | Dsgn. | YY.MM.DD |

Title
GULF SHORE BVLD
CROSS SECTIONS

| Project No. | Scale | |
|---|---|---|
| 16-329 | AS SHOWN | |
| Drawing No. | Sheet | Revision |
| R | 54 | 0 |

C:\Users\bkroch\AppData\Local\Temp\AcPublish_7560_16-329-CROSSSECTIONS.dwg Apr 15, 2022 - 9:44am

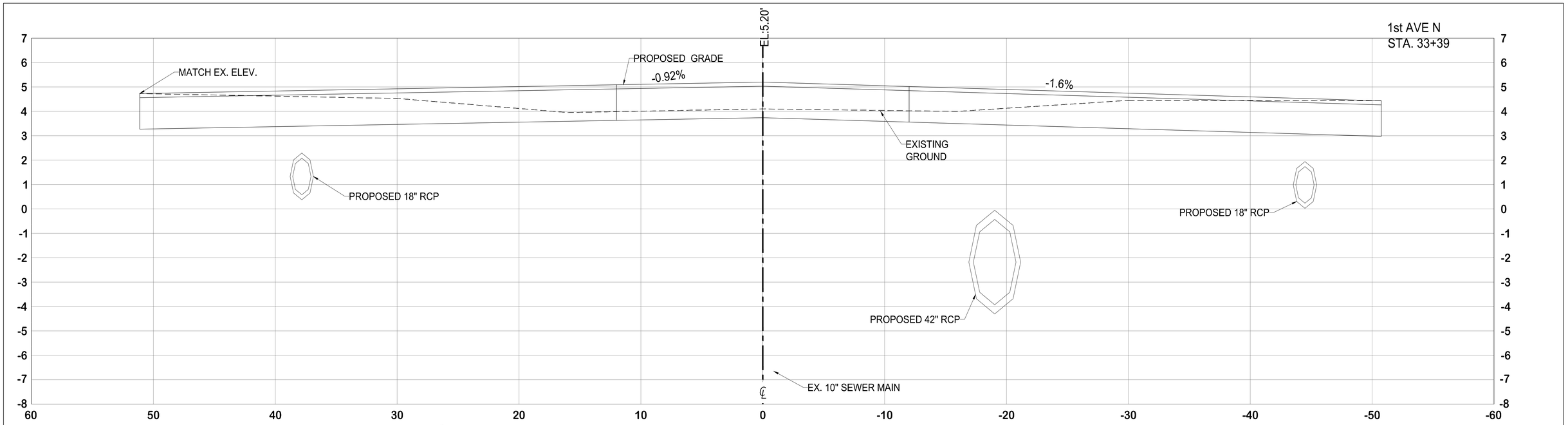


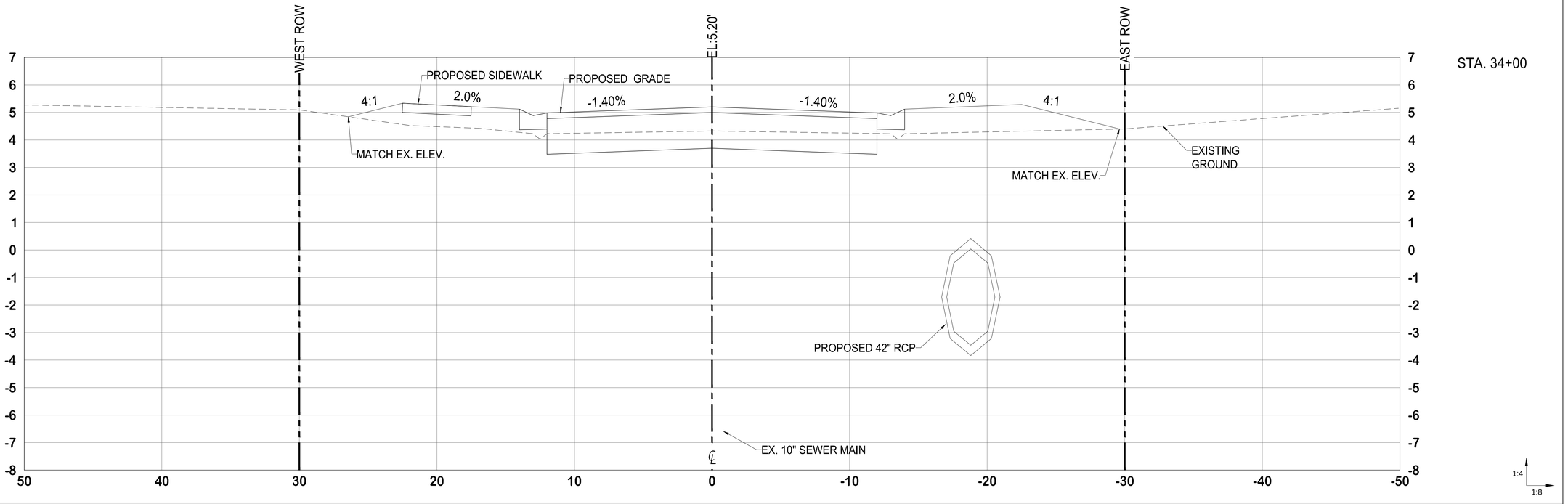


| Revision | By | Appd. | YY.MM.DD |
|---|---|---|---|

| Issued | By | Appd. | YY.MM.DD |
|---|---|---|---|
| ISSUED 90% DESIGN DRAWINGS TO CITY (PRELIM REVIEW) | KME | APPROVED | 22.04.15 |
| ISSUED 75% DESIGN DRAWINGS TO CITY (PRELIM REVIEW) | KME | APPROVED | 21.05.13 |


ECE
Erickson Consulting Engineers
7201 Delainey Court
Sarasota, FL 32420
www.ericksonconsultingengineers.com



Copyright Reserved
The Contractor shall verify and be responsible for all dimensions. DO NOT scale the drawing - any errors or omissions shall be reported to Erickson Consulting Engineers (ECE) without delay. The Copyrights to all designs and drawings are the property of ECE. Reproduction or use for any purpose other than that authorized by ECE is forbidden.


Client/Project
CITY OF NAPLES
735 8th St S
NAPLES, FL.
Naples Beach Restoration & Water Quality Improvement Project

File Name: 16-329-CROSSSECTIONS.dwg

| JAW | SMT | KME | 21.06.01 |
|---|---|---|---|
| Dwn. | Chkd. | Dsgn. | YY.MM.DD |

Title
GULF SHORE BVLD
CROSS SECTIONS

| Project No. | Scale | |
|---|---|---|
| 16-329 | AS SHOWN | |
| Drawing No. | Sheet | Revision |
| R | 55 | 0 |

C:\Users\bkrach\AppData\Local\Temp\AcPublish_7560_16-329-CROSSSECTIONS.dwg Apr 15, 2022 - 9:44am

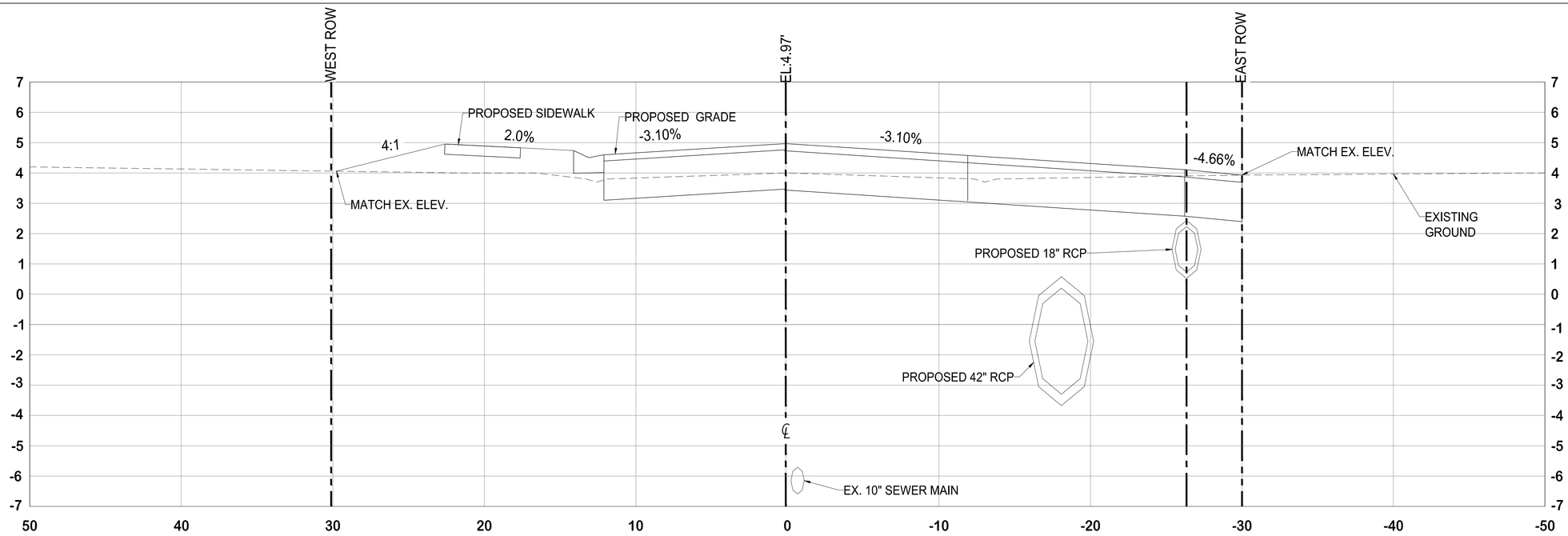


ALLEY
STA 35+45

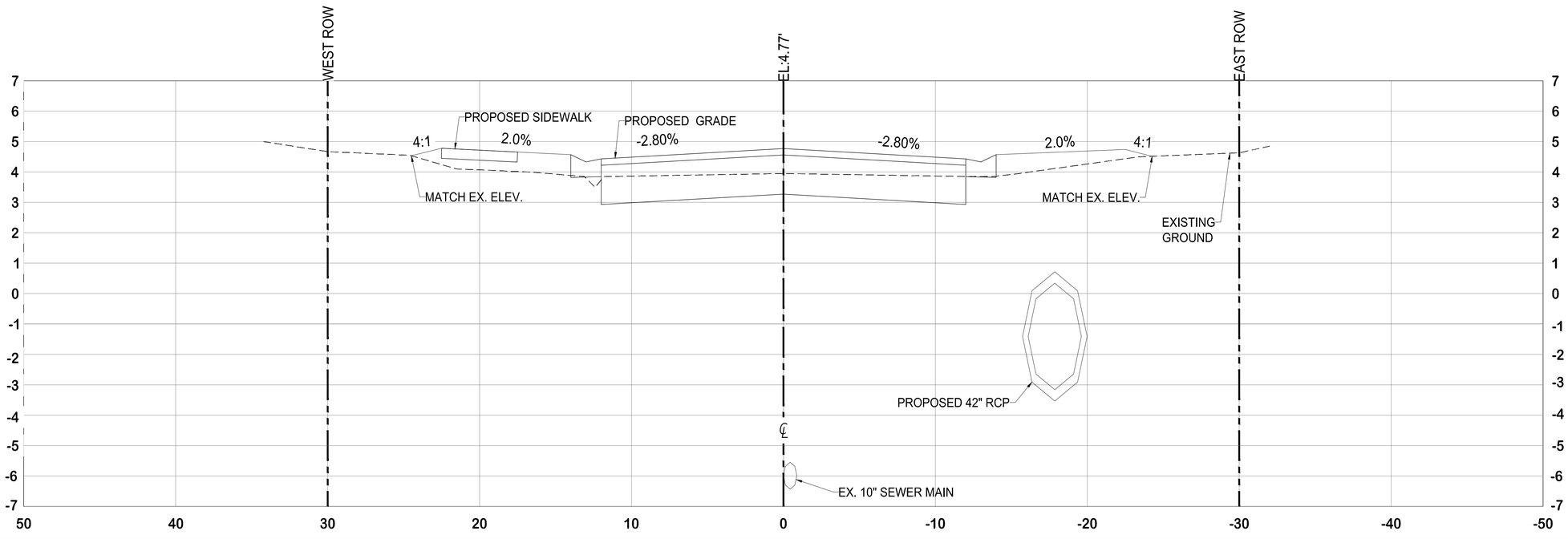


STA. 36+00

C:\Users\bbrach\AppData\Local\Temp\AcPublish_7560_16-329-CROSSSECTIONS.dwg Apr 15, 2022-9:45am

| Revision | By | Appd. | YY.MM.DD |
|---|---|---|---|

| Issued | By | Appd. | YY.MM.DD |
|---|---|---|---|
| ISSUED 90% DESIGN DRAWINGS TO CITY (PRELIM REVIEW) | KME | APPROVED | 22.04.15 |
| ISSUED 75% DESIGN DRAWINGS TO CITY (PRELIM REVIEW) | KME | APPROVED | 21.05.13 |

ECE
Erickson Consulting Engineers
7201 Delainey Court
Sarasota, FL 32420
www.ericksonconsultingengineers.com

Copyright Reserved
The Contractor shall verify and be responsible for all dimensions. DO NOT scale the drawing - any errors or omissions shall be reported to Erickson Consulting Engineers (ECE) without delay. The Copyrights to all designs and drawings are the property of ECE. Reproduction or use for any purpose other than that authorized by ECE is forbidden.

Client/Project
CITY OF NAPLES
735 8th St S
NAPLES, FL.
Naples Beach Restoration & Water Quality Improvement Project

File Name: _16-329-CROSSSECTIONS.dwg

| Dwn. | Chkd. | Dsgn. | YY.MM.DD |
|---|---|---|---|
| JAW | SMT | KME | 21.06.01 |




Title
GULF SHORE BVLD
CROSS SECTIONS

| Project No. | Scale | |
|---|---|---|
| 16-329 | AS SHOWN | |
| Drawing No. | Sheet | Revision |
| R | 56 | 0 |

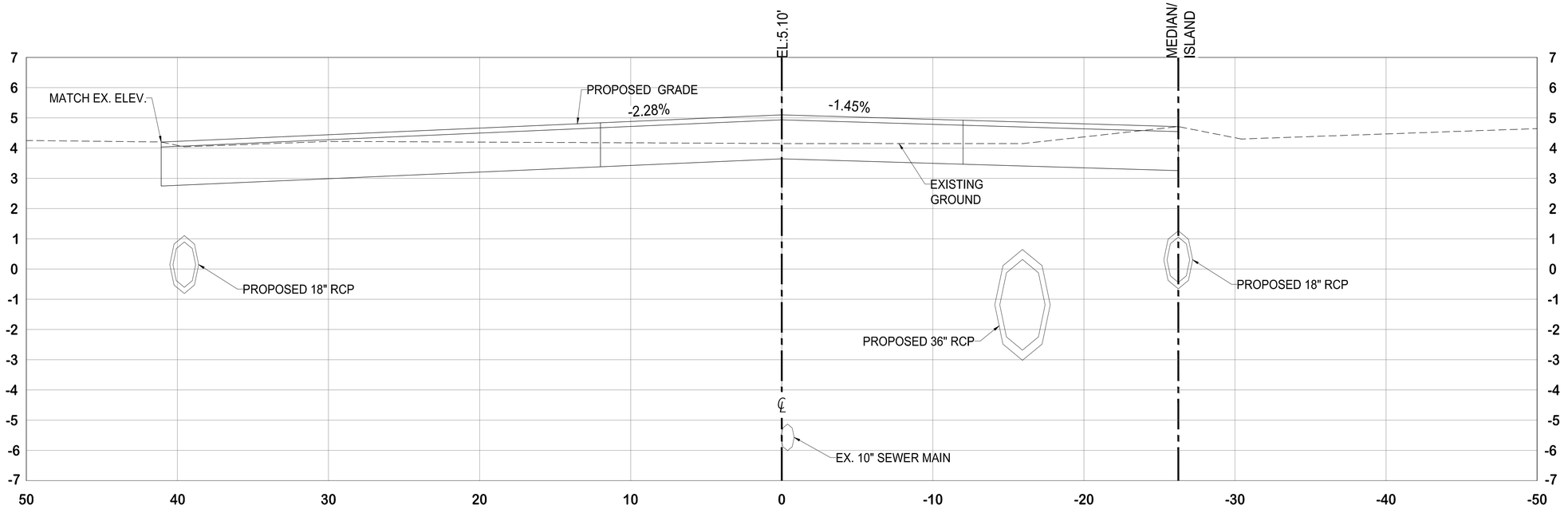


CENTRAL AVE
STA 37+49

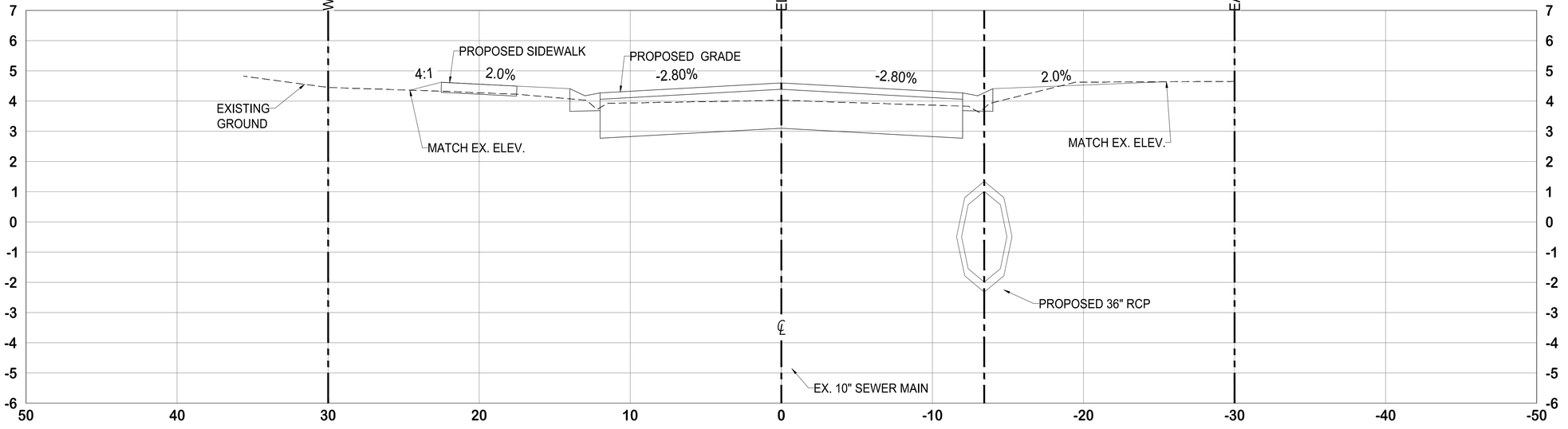


STA.38+50

C:\Users\bbrach\AppData\Local\Temp\AcPublish_7560_16-329-CROSSSECTIONS.dwg Apr 15, 2022-9:45am

| Revision | By | Appd. | YY.MM.DD |
|---|---|---|---|

| Issued | By | Appd. | YY.MM.DD |
|---|---|---|---|
| ISSUED 90% DESIGN DRAWINGS TO CITY (PRELIM REVIEW) | KME | APPROVED | 22.04.15 |
| ISSUED 75% DESIGN DRAWINGS TO CITY (PRELIM REVIEW) | KME | APPROVED | 21.05.13 |

ECE
Erickson Consulting Engineers
7201 Delainey Court
Sarasota, FL 32420
www.ericksonconsultingengineers.com

Copyright Reserved
The Contractor shall verify and be responsible for all dimensions. DO NOT scale the drawing - any errors or omissions shall be reported to Erickson Consulting Engineers (ECE) without delay.
The Copyrights to all designs and drawings are the property of ECE. Reproduction or use for any purpose other than that authorized by ECE is forbidden.

Client/Project
CITY OF NAPLES
735 8th St S
NAPLES, FL.
Naples Beach Restoration & Water Quality Improvement Project

File Name: _16-329-CROSSSECTIONS.dwg

| Dwn. | Chkd. | Dsgn. | YY.MM.DD |
|---|---|---|---|
| JAW | SMT | KME | 21.06.01 |

Title
GULF SHORE BVLD
CROSS SECTIONS

| Project No. | Scale | |
|---|---|---|
| 16-329 | AS SHOWN | |
| Drawing No. | Sheet | Revision |
| R | 57 | 0 |

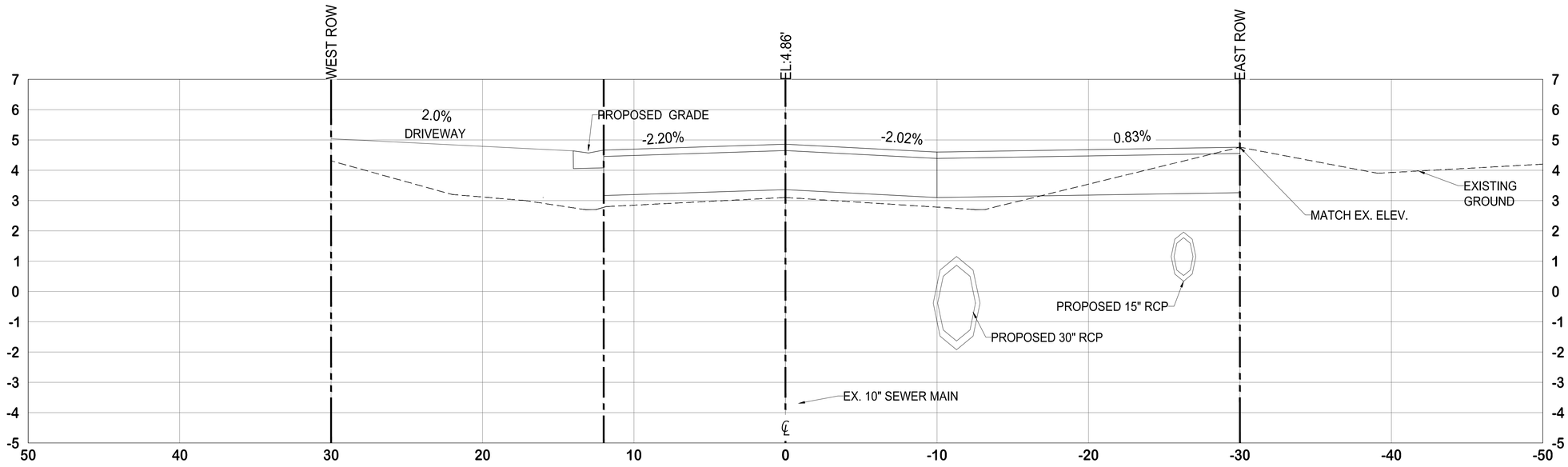


STA. 39+53
ALLEY

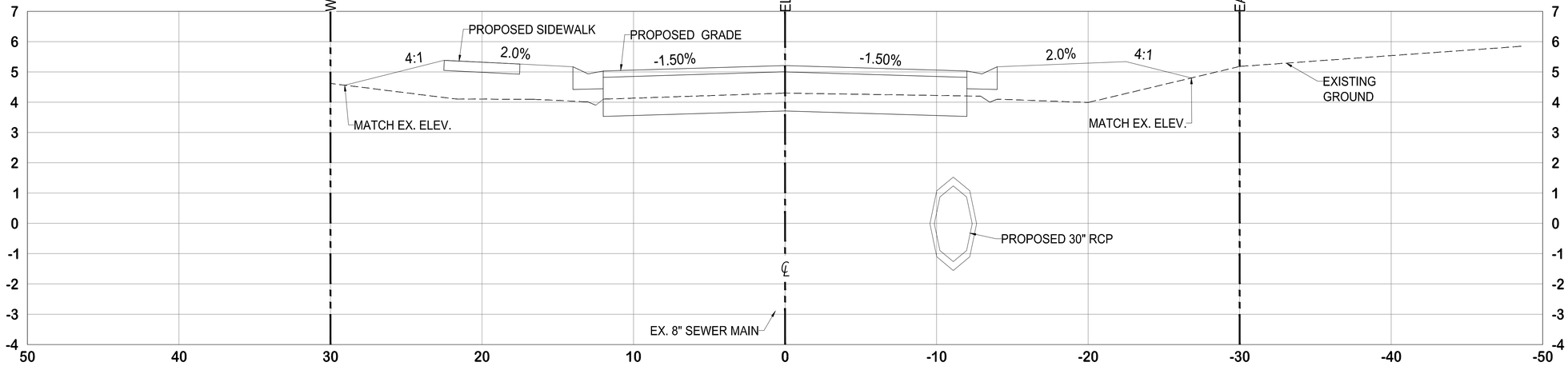


STA. 41+00

1:4
1:8

| Revision | By | Appd. | YY.MM.DD |
|---|---|---|---|

| Issued | By | Appd. | YY.MM.DD |
|---|---|---|---|
| ISSUED 90% DESIGN DRAWINGS TO CITY (PRELIM REVIEW) | KME | APPROVED | 22.04.15 |
| ISSUED 75% DESIGN DRAWINGS TO CITY (PRELIM REVIEW) | KME | APPROVED | 21.05.13 |


ECE
Erickson Consulting Engineers
7201 Delainey Court
Sarasota, FL 32420
www.ericksonconsultingengineers.com



Copyright Reserved
The Contractor shall verify and be responsible for all dimensions.
DO NOT scale the drawing - any errors or omissions shall be reported to Erickson Consulting Engineers (ECE) without delay.
The Copyrights to all designs and drawings are the property of ECE.
Reproduction or use for any purpose other than that authorized by ECE is forbidden.


Client/Project
CITY OF NAPLES
735 8th St S
NAPLES, FL.
Naples Beach Restoration & Water Quality Improvement Project

File Name: _16-329-CROSSSECTIONS.dwg

| JAW | SMT | KME | 21.06.01 |
|---|---|---|---|
| Dwn. | Chkd. | Dsgn. | YY.MM.DD |




Title
GULF SHORE BVLD
CROSS SECTIONS

| Project No. | Scale | |
|---|---|---|
| 16-329 | AS SHOWN | |
| Drawing No. | Sheet | Revision |
| R | 58 | 0 |

C:\Users\bkrach\AppData\Local\Temp\AcPublish_7560_16-329-CROSSSECTIONS.dwg Apr 15, 2022 - 9:45am

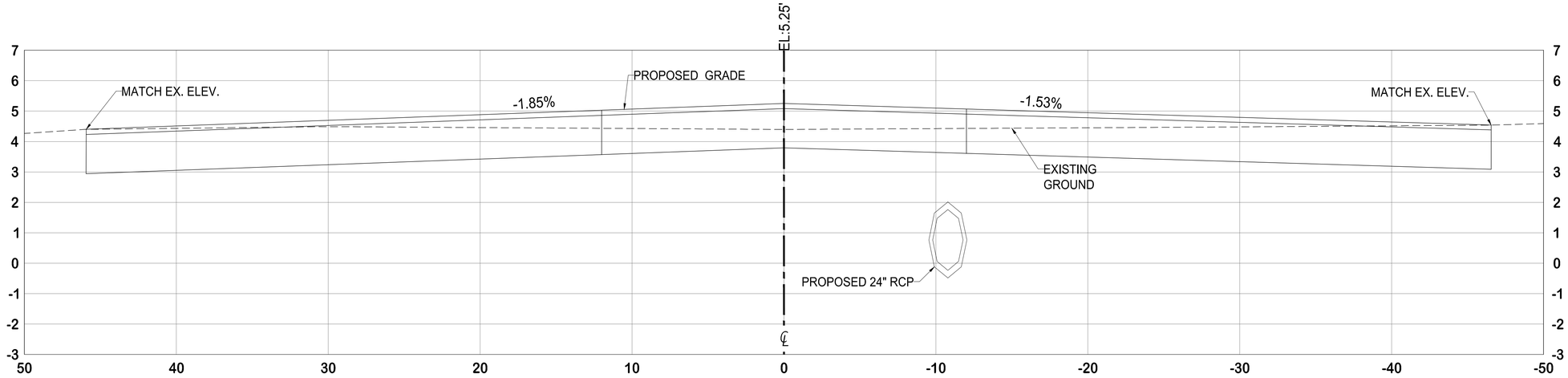


1st AVE S
STA. 41+59

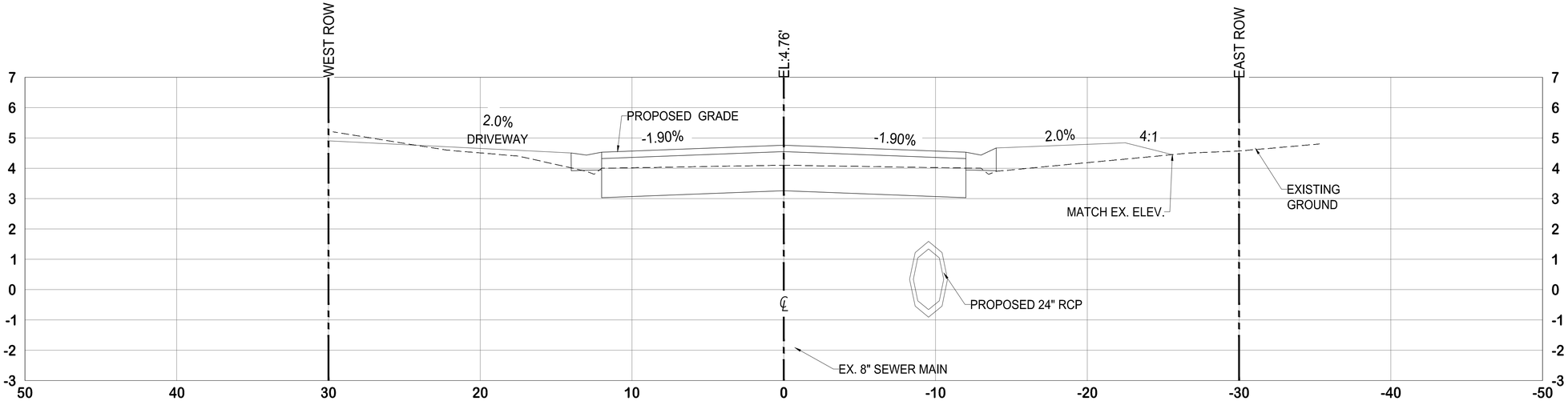


STA. 43+00

1:4
1:8

C:\Users\bkrach\AppData\Local\Temp\AcPublish_7560_16-329-CROSSSECTIONS.dwg Apr 15, 2022 - 9:45am

| Revision | By | Appd. | YY.MM.DD |
|---|---|---|---|

| Issued | By | Appd. | YY.MM.DD |
|---|---|---|---|
| ISSUED 90% DESIGN DRAWINGS TO CITY (PRELIM REVIEW) | KME | APPROVED | 22.04.15 |
| ISSUED 75% DESIGN DRAWINGS TO CITY (PRELIM REVIEW) | KME | APPROVED | 21.05.13 |

ECE
Erickson Consulting Engineers
7201 Delainey Court
Sarasota, FL 32420
www.ericksonconsultingengineers.com

Copyright Reserved
The Contractor shall verify and be responsible for all dimensions. DO NOT scale the drawing - any errors or omissions shall be reported to Erickson Consulting Engineers (ECE) without delay.
The Copyrights to all designs and drawings are the property of ECE. Reproduction or use for any purpose other than that authorized by ECE is forbidden.

Client/Project
CITY OF NAPLES
735 8th St S
NAPLES, FL.
Naples Beach Restoration & Water Quality Improvement Project

File Name: _16-329-CROSSSECTIONS.dwg

| JAW | SMT | KME | 21.06.01 |
|---|---|---|---|
| Dwn. | Chkd. | Dsgn. | YY.MM.DD |

Title
GULF SHORE BVLD
CROSS SECTIONS

| Project No. | Scale | |
|---|---|---|
| 16-329 | AS SHOWN | |
| Drawing No. | Sheet | Revision |
| R | 59 | 0 |

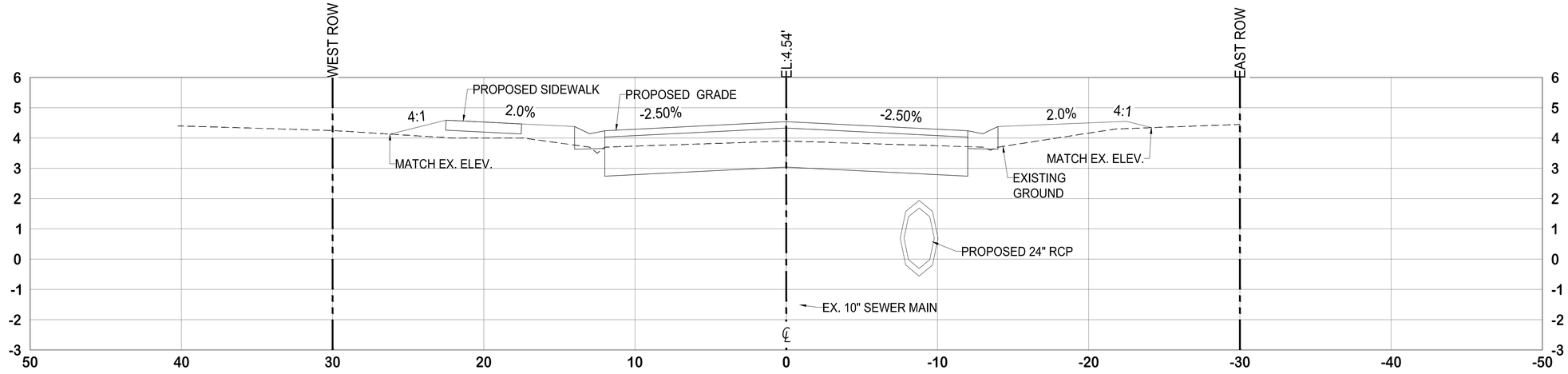


STA. 44+00

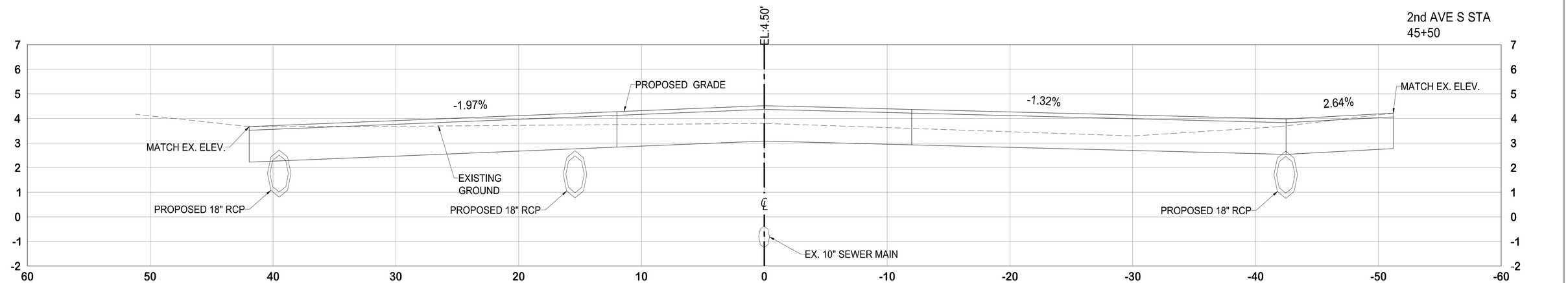


1:4
1:8

| Revision | By | Appd. | YY.MM.DD |
|---|---|---|---|

| Issued | By | Appd. | YY.MM.DD |
|---|---|---|---|
| ISSUED 90% DESIGN DRAWINGS TO CITY (PRELIM REVIEW) | KME | APPROVED | 22.04.15 |
| ISSUED 75% DESIGN DRAWINGS TO CITY (PRELIM REVIEW) | KME | APPROVED | 21.05.13 |

ECE
Erickson Consulting Engineers
7201 Delainey Court
Sarasota, FL 32420
www.ericksonconsultingengineers.com

Copyright Reserved
The Contractor shall verify and be responsible for all dimensions.
DO NOT scale the drawing - any errors or omissions shall be reported
to Erickson Consulting Engineers (ECE) without delay.
The Copyrights to all designs and drawings are the property of ECE.
Reproduction or use for any purpose other than that authorized by ECE is forbidden.

Client/Project
CITY OF NAPLES
735 8th St S
NAPLES, FL.
Naples Beach Restoration & Water Quality Improvement Project

File Name:
...\16-329-CROSSSECTIONS.dwg

| JAW | SMT | KME | 21.06.01 |
|---|---|---|---|
| Dwn. | Chkd. | Dsgn. | YY.MM.DD |

Title
GULF SHORE BVLD
CROSS SECTIONS

| Project No. | Scale | |
|---|---|---|
| 16-329 | AS SHOWN | |
| Drawing No. | Sheet | Revision |
| R | 60 | 0 |

C:\Users\bkrach\AppData\Local\Temp\AcPublish_7560_16-329--CROSSSECTIONS.dwg Apr 15, 2022 - 9:45am