



# **City of Naples, Florida**

**Capital Improvement Program  
Fiscal Years 2012-2016**

**This page was intentionally left blank**





**CITY OF NAPLES, FLORIDA  
FIVE YEAR CAPITAL IMPROVEMENT PROGRAM  
FISCAL YEARS 2012-2016**

**Elected Officials**

Bill Barnett, Mayor  
John F. Sorey III, Vice Mayor  
Doug Finlay  
Teresa Heitmann  
Gary B. Price II  
Sam J. Saad III  
Margaret "Dee" Sulick

**City Manager**

A. William Moss

**Department Directors**

Assistant City Manager/CRA Director	Roger Reinke
Building Official	Paul Bollenback
Community Services Director	David M. Lykins
Finance Director	Ann Marie S. Ricardi
Fire Chief	Stephen R. McInerny II
Human Resources Director	Denise K. Perez
Planning Director	Robin D. Singer
Police Chief	Thomas Weschler
Streets and Stormwater Director	Gregg Strakaluse (interim)
Technology Services Director	Stephen A. Weeks
Utilities Director	Robert Middleton

**City Clerk**

Tara Norman

The cover photo was provided by Cecilia Varga of the Streets and Stormwater Department.

City of Naples, Florida  
 Five-Year Capital Improvement Program  
 Fiscal Year 2012-2016

Table of Contents

	<u>PAGE</u>
Letter of Transmittal.....	1
Five Year Summary – All Funds .....	4
<b>PUBLIC SERVICE TAX FUNDS.....</b>	<b>11</b>
Administrative Departments .....	17
Police Department .....	21
Fire Department .....	33
Community Services.....	47
<b>WATER &amp; SEWER FUND (Fund 420) .....</b>	<b>61</b>
Water Production	
Water Distribution	
Wastewater Treatment	
Wastewater Collections	
Utilities Maintenance	
<b>Building Permits Fund (Fund 110) .....</b>	<b>89</b>
<b>Taxing Districts - Community Redevelopment Agency (Fund 380) .....</b>	<b>95</b>
<b>Streets &amp; Traffic (Fund 390) .....</b>	<b>101</b>
<b>Solid Waste (Fund 450) .....</b>	<b>109</b>
<b>Stormwater (Fund 470) .....</b>	<b>117</b>
<b>Recreation Funds .....</b>	<b>129</b>
Dock Fund (Fund 460).....	130
Tennis Fund (Fund 480) .....	133
CDBG Fund (Fund 130).....	136
<b>INTERNAL SERVICE FUNDS .....</b>	<b>139</b>
Technology Services (Fund 520)	
Equipment Services (Fund 530)	

City Clerk

Tara Norman



# City of Naples

OFFICE OF THE CITY MANAGER

TELEPHONE (239) 213-1030 • FACSIMILE (239) 213-1033  
735 EIGHTH STREET SOUTH • NAPLES, FLORIDA 34102-6796

June 1, 2011

Honorable Mayor and Members of the City Council  
735 Eighth Street South  
Naples, FL 34102

Mayor Barnett and Members of the City Council:

In accordance with Chapter 2, Section 691 of the Code of Ordinances, this document represents the 2012-16 Five Year Capital Improvement Program. This plan is based on neighborhood requests, advisory board recommendations, staff's knowledge of current needs and City Council's direction.

The Capital Improvement Program (CIP) is scheduled for review during the June 13 workshop. At that time, City Council will receive presentations from Department Directors regarding their projects and have an opportunity to ask questions, add or delete projects and redirect priorities.

This CIP generally includes items with an expected life of more than two years and an expected cost of more than \$10,000. Like last year, the primary focus of this year's CIP was moderation and restraint, not expansions or upgrades. Capital outlay continues to provide public safety as a priority consideration while maintaining a focus on preserving existing capital assets. Preserving quality facilities for recreation, aesthetics, and quality of life also remain as a priority.

The CIP is a planning instrument that identifies and coordinates the financing and timing of public improvements. The first year of this five-year program will be considered for inclusion in the annual budget to be adopted in September 2011.

This letter of transmittal will describe the purpose and methods used for the CIP. A complete list of projects is on the pages that follow this letter. Details about each project follow that list, organized by fund.

## **DEVELOPMENT OF THE CAPITAL IMPROVEMENT PROGRAM**

The development of this CIP followed a method similar to prior years, except that there was an even greater focus on fiscal resources.

Each open project (that is, each project in the 2010-11 amended budget) was reviewed to determine if it would be under contract and encumbered at year-end or if it should be resubmitted for continuation into 2011-12. If it was to be continued, a Capital Project Form was completed by the department, estimating the September 30, 2011 balance, and the amount needed in the future.

*Ethics above all else... Service to others before self... Quality in all that we do.*



For each new project requiring funding for the 2011-12 fiscal year, each department prepared a Capital Project Form estimating the funding needed, justifying the project, and identifying any ongoing operating costs if that project was included in the budget.

Projects requiring funding beyond the 2011-12 fiscal year were also considered and included. Forms were not required for the years 2011-12 and beyond, but cost estimates were added to the consolidated spreadsheet.

The development of the estimated costs for 2011-12 and beyond varies based on the project. Many projects are considered "levels of effort", where the dollar amount is generally stable from year to year, but the projects may vary. For example, the "tree fill in and replacement program" is typically budgeted at \$100,000, and the Parks division will spend the allocated funds to replace trees and plant new ones. Other projects have costs based on engineer's estimates, while others such as the Police radios, are based on the current state contract. Some, such as a fire boat, are based on what other cities have acquired recently and estimates provided by a manufacturer. Finally, some are broad estimates of probable costs. For example, the Integrated Software system (\$300,000) has not been specified as to software components. Therefore, accurate estimates cannot be obtained. The cost is based on general discussion with vendors without the benefit of specific detail.

The Capital Improvement Program includes a priority rating of projects within a department based upon a 100 point scale for image, infrastructure, health/public safety, external funding, impact on operating budget, green initiative, and comprehensive plan compliance. The purpose of this rating is to demonstrate which project met the City's goals and objectives, as well as to show compliance with the comprehensive plan.

### **SOURCES OF FUNDING**

The Five-Year Capital Improvement Program represents just less than \$75 million of projects. The first year has projects totaling more than \$15.6 million. In the prior fiscal year (FY 2010-11) the CIP was \$ 23.2 million. The significant decline is due to the Water and Sewer Utility Capital budget in which no funds are budgeted in the next fiscal year for the Integrated Water Resources Plan. Funds allocated in FY 2010-11 for the Plan are sufficient for the next two years.

The following funds provide revenue for funding the CIP, either from their own revenue generation, grants, retained earnings, or debt.

- Public Service Tax Fund
- Stormwater Fund
- Streets Fund
- Dock Fund
- Building Permits Fund
- Tennis Fund
- Solid Waste
- Technology Services
- Water & Sewer Utility
- Community Redevelopment Agency
- Community Development Block Grant

When this report was prepared, final FY 2011-12 operating revenue and expenditure estimates were incomplete. Therefore, this report includes preliminary revenue and expenditure estimates

for the next five years. These estimates are intended to ensure that the five-year plan is sustainable to some degree and identifies the potential deficits.

Grants provide the most difficult aspect of the five-year CIP. At this point in the budget planning process, the status of some grants are known while others are not, and some grant programs have not been created yet. The City has attempted to include the capital projects funded by grants if the funding source is either confirmed or considered to be very likely. For those items where the project is dependent upon grant receipt, it is so noted, and if the grant is not received, the project will not be undertaken.

This document does not include any recommendations for external financing, such as bank loans or bonds. Projects are expected to be funded with funds available without the issuance of debt.

### **ABOUT THIS DOCUMENT**

Immediately following this letter of transmittal is a complete list of planned projects, sorted by fund, for five years. The five-page summary provides the best overview of the projects planned for the future.

The remainder of this document is separated by fund or fund type. Behind each tab is a narrative if applicable, and a spreadsheet listing the projects in that fund and noting the funding availability. Following that list is a detailed project sheet for each project proposed for the first year of the CIP.

The City of Naples Capital Improvement Program, after publication and presentation to City Council in June, is the final document. It is neither adopted nor amended. As a plan, it is designed to be a set of recommendations for the future. Adoption of the FY 2011-12 budget includes the City's Capital Improvement Program for the next fiscal year.

### **CONCLUSION**

The implementation of the CIP is contingent upon the availability of funding sources and the adoption of the annual budget in September.

At the June 13<sup>th</sup> City Council workshop meeting, the Five-Year Capital Improvement Program will be reviewed. At that time, capital priorities can be further established to assist in the preparation of the FY 2011-12 budget. If supplemental information is required before that meeting, please contact me and the information will be compiled and properly distributed.

Thank you for your guidance in this important process.

Respectfully submitted,

A. William Moss  
City Manager

**CITY OF NAPLES  
FIVE YEAR CAPITAL IMPROVEMENT PROJECTS OVERVIEW  
ALL FUNDS**

	<b>Amended Budget 2010-11</b>	<b>Requested 2011-12</b>	<b>2012-13</b>	<b>2013-14</b>	<b>2014-15</b>	<b>2015-16</b>
<b>Public Service Tax/Capital Projects Fund</b>						
City Clerk	15,000	6,680	0	0	0	0
Finance	0	300,000	200,000	0	13,000	0
Police	339,310	568,515	269,396	262,396	247,598	256,798
Fire	2,152,284	1,334,500	1,892,500	1,497,500	1,742,500	542,500
Community Services Department	700,000	1,911,800	366,800	331,800	331,800	331,800
<b>Public Service Tax Fund</b>	<b>3,206,594</b>	<b>4,121,495</b>	<b>2,728,696</b>	<b>2,091,696</b>	<b>2,334,898</b>	<b>1,131,098</b>
Water Sewer Fund	10,907,578	4,182,000	9,498,000	14,358,000	3,938,000	4,414,000
Building Permits Fund	138,000	130,856	200,000	0	0	0
East Naples Bay Taxing District	3,000,000	0	0	0	0	0
Community Redevelop. Agency (CRA)	50,000	380,600	0	0	350,000	0
Streets & Traffic Fund	1,056,309	1,349,756	965,925	650,000	650,000	650,000
Solid Waste Fund	1,196,729	2,205,000	180,000	335,000	105,000	105,000
Stormwater Fund	2,964,418	2,920,000	2,975,000	3,050,000	3,175,000	3,275,000
Tennis Fund	30,000	45,000	0	0	0	0
Dock Fund	0	50,000	0	75,000	750,000	0
CDBG Fund	120,434	101,355	101,000	101,000	101,000	101,000
Technology Services Fund	252,640	201,590	260,800	178,550	125,000	153,350
Equipment Services	0	0	23,000	45,000	80,000	35,000
<b>TOTAL ALL CAPITAL PROJECTS</b>	<b>22,922,702</b>	<b>15,687,652</b>	<b>16,932,421</b>	<b>20,884,246</b>	<b>11,608,898</b>	<b>9,864,448</b>

Five Year Total	\$ 74,977,665
-----------------	---------------

The above list shows, by funding source, the projected Five Year Capital Improvement program. For reference, the current budget of FY 10-11 is provided.





**CAPITAL PROJECTS - ALL FUNDS**  
**FISCAL YEARS 2012-2016**

Project Description	Budget 2010-11	Requested 2011-12	2012-13	2013-14	2014-15	2015-16
<b>CITY CLERK</b>						
12A25 Records Center Shelving	15,000	6,680	0	0	0	0
<b>TOTAL CITY CLERK</b>	<b>15,000</b>	<b>6,680</b>	<b>0</b>	<b>0</b>	<b>0</b>	<b>0</b>
<b>FINANCE DEPARTMENT</b>						
12A12 Upgrade City Integrated Software	0	300,000	200,000	0	0	0
Replace Mail Van	0	0	0	0	13,000	0
<b>TOTAL FINANCE DEPARTMENT</b>	<b>0</b>	<b>300,000</b>	<b>200,000</b>	<b>0</b>	<b>13,000</b>	<b>0</b>
<b>POLICE SERVICES</b>						
12H04 800 MHz Police Portable Radios (15)	47,000	48,000	48,000	48,000	48,000	48,000
12H02 800 MHz Police Mobile Radios (3)	8,000	13,000	0	0	0	0
12H11 NPD H.Q. West Wing HVAC Ductwork	0	232,000	0	0	0	0
12H03 CID Vehicle Replacement	42,200	23,198	46,396	46,396	23,198	23,198
12H10 Marine Boat	0	135,000	0	0	0	0
12H12 Patrol Car GPS Feature (22)	0	10,000	0	0	0	0
12H13 EOC/Training Room Equipment	0	24,500	0	0	0	0
12H14 VisionAir Dashboard Software	0	29,900	0	0	0	0
11H06 NPD H.Q. Floor Carpet Replacement	15,000	17,417	15,000	0	0	0
12H15 NPD H.Q. West Wing Uniform Lockers	0	25,000	0	0	0	0
12H16 NPD H.Q. West Wing Locker Room Floors	0	10,500	0	0	0	0
Patrol Car Replacement	175,000	0	160,000	168,000	176,400	185,600
Motorcycle Replacements	52,110	0	0	0	0	0
<b>TOTAL POLICE SERVICES</b>	<b>339,310</b>	<b>568,515</b>	<b>269,396</b>	<b>262,396</b>	<b>247,598</b>	<b>256,798</b>
<b>FIRE SERVICES</b>						
N/A Fire Station 1 Reservation (Fund Balance)	500,000	500,000	500,000	500,000	500,000	500,000
12E03 Fire Boat Replacement	0	500,000	0	0	0	0
12E04 Special Events Rescue Vehicle (Repl.)	0	25,000	0	0	0	0
12E05 Fire Station Alerting System Station 1	0	50,000	0	0	0	0
12E06 Phillips Lifepack Units	0	50,000	50,000	0	0	0
12E07 Zoll Auto Pulse Units	0	45,000	45,000	0	0	0
12E08 Self Contained Breathing Apparatus	0	27,500	27,500	27,500	27,500	27,500
12E10 Rescue Rotary Saws	0	21,500	0	0	0	0
12E11 Portable Radios	0	15,000	15,000	15,000	15,000	15,000
12E13 Thermal Imager	0	12,500	0	0	0	0
12E14 Air Monitors	0	13,000	0	0	0	0
11E07 Fire Station 1 Renovations	75,000	75,000	0	0	0	0
Fire Prevention Inspector Vehicle (Repl.)	0	0	25,000	55,000	0	0
Fire Marshall Vehicle (Replacement)	0	0	40,000	0	0	0
Bunker Gear Lockers	0	0	25,000	0	0	0
Telestaff	0	0	40,000	0	0	0
EPIC Voice Amplifier	0	0	11,500	0	0	0
Fire Station No. 2 Renovation	0	0	200,000	0	0	0
SWAT Medics Equipment	0	0	14,000	0	0	0
Inflatable Boat	0	0	20,000	0	0	0
Rescue Co. 2 - Fully Equipped (Repl.)	0	0	700,000	0	0	0
Self Contained Breathing App. Upgrade	0	0	97,500	0	0	0
Fire Station No. 3 Renovation	0	0	50,000	0	0	0
Fitness Equipment for Wellness Program	0	0	32,000	0	0	0
Engine Co. 2 - Fully Equipped (Repl.)	0	0	0	600,000	0	0
Fire Station Design and Construction	0	0	0	300,000	1,200,000	0
11E01 Training/Safety Vehicle Replacement	34,000	0	0	0	0	0
11E02 Fire Engine 2	600,000	0	0	0	0	0



**CAPITAL PROJECTS - ALL FUNDS  
FISCAL YEARS 2012-2016**

<b>Project Description</b>	<b>Budget 2010-11</b>	<b>Requested 2011-12</b>	<b>2012-13</b>	<b>2013-14</b>	<b>2014-15</b>	<b>2015-16</b>
11E03 Miscellaneous Firefighting Equipment	50,000	0	0	0	0	0
11E04 Wildlife Interface Equipment	45,000	0	0	0	0	0
11E05 Alerting System Station 2	25,000	0	0	0	0	0
11E07 Technical Rescue Team Equipment	25,000	0	0	0	0	0
11E08 Mobile Data & Printers	27,000	0	0	0	0	0
11E09 Fire Hose	10,000	0	0	0	0	0
11E10 Computers & Software (6)	14,000	0	0	0	0	0
11E11 Vehicle Extraction Tools	29,500	0	0	0	0	0
10E02 Note Books	4,077	0	0	0	0	0
10E07 Station 1 Remodel	38,707	0	0	0	0	0
10E10 Fire Truck Replacement	675,000	0	0	0	0	0
<b>TOTAL FIRE SERVICES</b>	<b>2,152,284</b>	<b>1,334,500</b>	<b>1,892,500</b>	<b>1,497,500</b>	<b>1,742,500</b>	<b>542,500</b>
<b>COMMUNITY SERVICES</b>						
<i>COMMUNITY SERVICES-PARKS &amp; PARKWAYS</i>						
12F26 Tree Fill-In and Replacement Program	100,000	100,000	100,000	100,000	100,000	100,000
<b>TOTAL CS/PARKS &amp; PARKWAYS</b>	<b>100,000</b>	<b>100,000</b>	<b>100,000</b>	<b>100,000</b>	<b>100,000</b>	<b>100,000</b>
<i>COMMUNITY SERVICES-RECREATION</i>						
12G11 Facility Renovations and Replacements	50,000	50,000	50,000	50,000	50,000	50,000
12G04 Citywide Playground Improvements	50,000	50,000	50,000	50,000	50,000	50,000
12G03 River Park Aquatic Facility	150,000	1,500,000	0	0	0	0
12G15 River Park Computer Lab	10,000	6,800	6,800	6,800	6,800	6,800
12G05 Norris Center Renovations & Replacements	30,000	30,000	30,000	30,000	30,000	30,000
City Dog Park	185,000	0	0	0	0	0
<b>TOTAL CS/RECREATION</b>	<b>475,000</b>	<b>1,636,800</b>	<b>136,800</b>	<b>136,800</b>	<b>136,800</b>	<b>136,800</b>
<i>COMMUNITY SERVICES-FACILITY MAINTENANCE</i>						
12I12 Preserve-Roof Replacement	0	50,000	0	0	0	0
12I07 Replacement Elements and Amenities	30,000	30,000	30,000	30,000	30,000	30,000
12I03 Replace doors at various City facilities	25,000	25,000	25,000	25,000	25,000	25,000
12I01 Replacement HVAC	20,000	20,000	20,000	20,000	20,000	20,000
12I02 FPCC - Renovations & Replacements	30,000	30,000	0	0	0	0
12I04 RP & AP Renov. & Replacements	20,000	20,000	20,000	20,000	20,000	20,000
City Hall carpet/tile replacement	0	0	35,000	0	0	0
<b>TOTAL CS/FACILITY MAINTENANCE</b>	<b>125,000</b>	<b>175,000</b>	<b>130,000</b>	<b>95,000</b>	<b>95,000</b>	<b>95,000</b>
<b>TOTAL COMMUNITY SERVICES</b>	<b>700,000</b>	<b>1,911,800</b>	<b>366,800</b>	<b>331,800</b>	<b>331,800</b>	<b>331,800</b>
<b>TOTAL PUBLIC SERVICE TAX FUND</b>	<b>3,206,594</b>	<b>4,121,495</b>	<b>2,728,696</b>	<b>2,091,696</b>	<b>2,334,898</b>	<b>1,131,098</b>
<b>WATER SEWER FUND</b>						
<i>Water Production</i>						
12K08 Radiators for Plant Generators	0	30,000	300,000	0	0	0
11K15 Filter Control Rehab	35,000	1,200,000	0	0	0	0
12K09 Cationic Storage Tank Awning	0	25,000	0	0	0	0
12K16 Vacuum Press Replacement	0	35,000	400,000	0	0	0
12K17 Ground Storage Tank Painting	0	125,000	60,000	0	0	0
11K25 Monitoring Wells (a)	0	150,000	0	0	0	0
Delroyd Gear Box	0	0	33,000	33,000	33,000	0
Reclaimed Tank Supply Water Piping	0	0	55,000	0	0	0
Thickener Flush Water Line Replacement	0	0	40,000	0	0	0
Washwater Transfer Sludge Pumps	30,000	0	30,000	0	30,000	30,000
Filter Bed Replacement	0	0	75,000	75,000	75,000	0
Chemical Storage Building	0	0	0	65,000	0	0



**CAPITAL PROJECTS - ALL FUNDS**  
**FISCAL YEARS 2012-2016**

<b>Project Description</b>	<b>Budget 2010-11</b>	<b>Requested 2011-12</b>	<b>2012-13</b>	<b>2013-14</b>	<b>2014-15</b>	<b>2015-16</b>
Transfer Pit Overflow Repiping	0	0	0	35,000	150,000	0
Chemical Feed line Trenches	0	0	0	50,000	0	0
Influent Mag Flow Meter	0	0	0	20,000	0	0
High Service Pump VFD Replacements	0	0	0	30,000	250,000	0
Filter Awnings	0	0	0	0	25,000	120,000
Ground Storage Tank Mixers (PAX)	0	0	0	0	50,000	50,000
Golden Gate Well 426	0	0	0	0	0	85,000
Pond Dredging	0	0	0	0	0	125,000
Service Truck Replacement	0	0	0	0	0	20,000
Garage Doors for Warehouse	25,000	0	0	0	0	0
<b>TOTAL WATER PRODUCTION</b>	<b>90,000</b>	<b>1,565,000</b>	<b>993,000</b>	<b>308,000</b>	<b>613,000</b>	<b>430,000</b>
<b>Water Distribution</b>						
12L02 Water Transmission Mains	550,000	500,000	500,000	500,000	500,000	500,000
12L06 Service Truck Replacement	0	50,000	65,000	65,000	65,000	65,000
Awning Extension	0	0	0	15,000	85,000	0
Valve Exercising Equipment	0	0	0	0	50,000	0
Light Tower Replacement	0	0	0	0	12,000	0
Traffic Arrow Board Replacement	0	0	0	0	15,000	0
Air Compressor Replacement	0	0	0	0	0	15,000
Backhoe Replacement	0	0	0	0	0	70,000
Mini Trackhoe Replacement	0	0	0	0	0	45,000
Dump Truck Replacement	70,000	0	0	0	0	0
Gateway Triangle Watermain	1,000,000	0	0	0	0	0
G.G Blvd Expansion (Wilson to Desoto)	0	0	0	500,000	250,000	250,000
<b>TOTAL WATER DISTRIBUTION</b>	<b>1,620,000</b>	<b>550,000</b>	<b>565,000</b>	<b>1,080,000</b>	<b>977,000</b>	<b>945,000</b>
<b>Waste Water Treatment</b>						
12M07 WWTP Pumps	150,000	150,000	175,000	100,000	100,000	100,000
12M20 Belt Press Improvements	140,000	100,000	0	0	0	0
12M05 Aeration Basin	100,000	120,000	120,000	0	160,000	160,000
12M25 Infrastructure Repairs	150,000	100,000	500,000	100,000	100,000	100,000
12M11 Air Blowers	0	50,000	300,000	78,000	78,000	78,000
Service Truck Replacement	0	0	20,000	0	0	20,000
Sludge Loader	0	0	96,000	0	0	100,000
Barscreen Replacement	0	0	0	175,000	0	0
Switchgear #1	0	0	0	150,000	0	0
Pump Station SCADA Upg. (Comcast)	0	0	0	250,000	250,000	250,000
<b>TOTAL WASTE WATER TREATMENT</b>	<b>540,000</b>	<b>520,000</b>	<b>1,211,000</b>	<b>853,000</b>	<b>688,000</b>	<b>808,000</b>
<b>Waste Water Collections</b>						
12N04 Replace Sewer Mains, Laterals, etc.	600,000	600,000	600,000	600,000	600,000	600,000
12N22 Service Truck Replacement	0	40,000	65,000	65,000	65,000	65,000
10N40 Sanitary Sewer Install (Bembury)	0	0	1,036,000	0	0	0
Valve Exercising Equipment	0	0	55,000			
Mini Trackhoe (New Addition)	0	0	40,000	0	0	0
TV Truck Replacement	0	0	160,000	0	0	0
Light Tower Replacement	0	0	0	12,000	0	0
Traffic Arrow Board Replacement	0	0	0	15,000	0	0
Backhoe Replacement	0	0	0	0	70,000	0
Mini Trackhoe Replacement	0	0	0	0	0	45,000
Vacuum/Pumper Truck Replacement	0	0	0	0	0	180,000
Combination Jet/Vacuum Truck Repl,	0	0	0	0	0	300,000
<b>TOTAL WASTEWATER COLLECTIONS</b>	<b>600,000</b>	<b>640,000</b>	<b>1,956,000</b>	<b>692,000</b>	<b>735,000</b>	<b>1,190,000</b>





**CAPITAL PROJECTS - ALL FUNDS  
FISCAL YEARS 2012-2016**

Project Description	Budget 2010-11	Requested 2011-12	2012-13	2013-14	2014-15	2015-16
<b>Utilities Maintenance</b>						
12X01 Replace/Upgrade Well Equipment	150,000	250,000	250,000	250,000	250,000	250,000
12X04 Replace Submersible Pumps	200,000	100,000	150,000	150,000	150,000	150,000
12X07 L.S Power Service Control Panels	60,000	160,000	160,000	160,000	160,000	160,000
12X02 Pump Stations Conversions	250,000	250,000	250,000	250,000	250,000	250,000
12X03 Wet Well Relining	50,000	50,000	50,000	50,000	50,000	50,000
12X35 Irrigation System Control Valves	60,000	40,000	0	0	0	50,000
12X20 Odor Control Systems	0	36,000	0	0	0	40,000
12X05 Service Truck Replacement	0	21,000	65,000	65,000	65,000	65,000
11X14 Building Replacement (a)	100,000	0	1,400,000	0	0	0
Sewer Bypass Pump	30,000	0	0	0	0	0
Forklift	0	0	35,000	0	0	0
<b>TOTAL UTILITIES MAINTENANCE</b>	<b>900,000</b>	<b>907,000</b>	<b>2,360,000</b>	<b>925,000</b>	<b>925,000</b>	<b>1,015,000</b>
<b>Utilities/Finance/Customer Service</b>						
Meter Reader Truck Replacements	0	0	13,000	0	0	26,000
<b>TOTAL CUSTOMER SERVICE</b>	<b>0</b>	<b>0</b>	<b>13,000</b>	<b>0</b>	<b>0</b>	<b>26,000</b>
<b>IWRP (Integrated Water Resource Plan)</b>						
12K53 ASR Wellfield	1,450,000	0	1,500,000	1,500,000	0	0
12K58 Distribution System Expansion	200,000	0	900,000	9,000,000	0	0
11K50 Golden Gate Canal	5,507,578	0	0	0	0	0
<b>TOTAL W/S CONSTRUCTION FUND</b>	<b>7,157,578</b>	<b>0</b>	<b>2,400,000</b>	<b>10,500,000</b>	<b>0</b>	<b>0</b>
<b>TOTAL WATER/SEWER FUNDS</b>	<b>10,907,578</b>	<b>4,182,000</b>	<b>9,498,000</b>	<b>14,358,000</b>	<b>3,938,000</b>	<b>4,414,000</b>
<b>BUILDING PERMITS FUND</b>						
12B01 Electronic Imaging & Retrieval	0	43,856	0	0	0	0
12B04 Vehicle Replacement (2)	22,000	37,000	0	0	0	0
12B03 Electronic Filing System	0	50,000	0	0	0	0
Solar Photovoltaic System	0	0	50,000	0	0	0
Cooling Towers	0	0	150,000	0	0	0
Computer Room A/C Upgrade	30,000	0	0	0	0	0
Dry Fire Suppression System	20,000	0	0	0	0	0
Waterline Replacement	66,000	0	0	0	0	0
<b>TOTAL BUILDING PERMITS FUND</b>	<b>138,000</b>	<b>130,856</b>	<b>200,000</b>	<b>0</b>	<b>0</b>	<b>0</b>
<b>EAST NAPLES TAXING DISTRICT</b>						
12A01 Dredging Canals	3,000,000	0	0	0	0	0
<b>TOTAL EAST NAPLES TAXING DISTRICT FUND</b>	<b>3,000,000</b>	<b>0</b>	<b>0</b>	<b>0</b>	<b>0</b>	<b>0</b>
<b>COMMUNITY REDEVELOPMENT AGENCY (CRA)</b>						
11C01 Gordon River Underpass (Carryforward)	0	155,000	0	0	0	0
11C04 Four Corners Intersection (Carryforward)	0	200,000	0	0	0	0
12C05 Cultural Walkway Resurfacing	0	25,600	0	0	0	0
Landscape Restoration Parking Garage	20,000	0	0	0	0	0
Lighting Parking Garage (8th St)	30,000	0	0	0	0	0
Central Avenue Improvements Phase I	0	0	0	0	350,000	0
<b>FUND TOTAL</b>	<b>50,000</b>	<b>380,600</b>	<b>0</b>	<b>0</b>	<b>350,000</b>	<b>0</b>
<b>STREETS &amp; TRAFFIC FUND</b>						
12U28 Pavement Management Program	708,437	500,000	500,000	500,000	500,000	500,000
12U29 Sidewalk Repair & Improvement	297,872	150,000	100,000	100,000	100,000	100,000



**CAPITAL PROJECTS - ALL FUNDS**  
**FISCAL YEARS 2012-2016**



Project Description	Budget 2010-11	Requested 2011-12	2012-13	2013-14	2014-15	2015-16
12U31 Alley Improvement Program	50,000	100,000	50,000	50,000	50,000	50,000
12UXX Lift Truck	0	100,000	0	0	0	0
12UXX Signal System Improvement	0	130,000	100,000	0	0	0
FDOT 12th Street N Sidewalks (FDOT paid)	0	246,743	0	0	0	0
FDOT Central Avenue Sidewalk (FDOT paid)	0	123,013	0	0	0	0
FDOT Crayton Road Sidewalk Ext. (FDOT paid)	0	0	215,925	0	0	0
<b>TOTAL STREETS &amp; TRAFFIC FUND</b>	<b>1,056,309</b>	<b>1,349,756</b>	<b>965,925</b>	<b>650,000</b>	<b>650,000</b>	<b>650,000</b>
<b>SOLID WASTE FUND (Fund 450)</b>						
12P02 Rebuild Large Refuse Trucks	100,000	100,000	75,000	75,000	75,000	75,000
12P21 Residential Satellite Collection Vehicle	0	30,000	30,000	30,000	30,000	30,000
12P06 Recycling Truck Conversions/Rehabs	0	75,000	75,000	0	0	0
11P05 Permanent Recycling Transfer Site	200,000	2,000,000	0	0	0	0
Prior Year Encumbrances	46,729	0	0	0	0	0
Large Refuse Truck Replacement	0	0	0	230,000	0	0
Purchase Recycling Truck	250,000	0	0	0	0	0
Solid Waste Recycling Carts	400,000	0	0	0	0	0
Metal Building	200,000	0	0	0	0	0
<b>TOTAL SOLID WASTE FUND</b>	<b>1,196,729</b>	<b>2,205,000</b>	<b>180,000</b>	<b>335,000</b>	<b>105,000</b>	<b>105,000</b>
<b>STORMWATER FUND (Fund 470)</b>						
12V02 Stormwater Improvements	600,000	600,000	600,000	700,000	700,000	800,000
12V05 Street Sweeper Replacement	0	260,000	0	0	0	0
12V14 Basin III Stormwater System Imp.	1,200,000	1,200,000	375,000	0	2,250,000	1,750,000
12V26 Basin V Stormwater Improvements	600,000	600,000	800,000	200,000	0	0
12V03 Basin II Stormwater Improvements	200,000	260,000	500,000	650,000	0	500,000
Prior Year Encumbrances	329,418	0	0	0	0	0
Basin IV Stormwater Improvements	0	0	175,000	0	225,000	225,000
Basin VIII Stormwater Improvements	0	0	250,000	1,500,000	0	0
12VXX Vacuum Truck Replacement	0	0	275,000	0	0	0
Pick Up Truck	35,000	0	0	0	0	0
<b>TOTAL STORMWATER FUND</b>	<b>2,964,418</b>	<b>2,920,000</b>	<b>2,975,000</b>	<b>3,050,000</b>	<b>3,175,000</b>	<b>3,275,000</b>
<b>DOCK FUND (Fund 460)</b>						
Fuel Pump and Cash Register	0	50,000	0	0	0	0
City Dock Structural Report	0	0	0	75,000	0	0
City Dock Renovation	0	0	0	0	750,000	0
<b>TOTAL DOCK FUND</b>	<b>0</b>	<b>50,000</b>	<b>0</b>	<b>75,000</b>	<b>750,000</b>	<b>0</b>
<b>TENNIS FUND (Fund 480)</b>						
12G01 Tennis Ct Light Pole Replacement	30,000	45,000	0	0	0	0
<b>FUND TOTAL</b>	<b>30,000</b>	<b>45,000</b>	<b>0</b>	<b>0</b>	<b>0</b>	<b>0</b>
<b>COMMUNITY DEVELOPMENT BLOCK GRANT (Fund 130)</b>						
12C55 Anthony Park Phase I and Phase II	120,434	101,355	0	0	0	0
CDBG Future Projects	0	0	101,000	101,000	101,000	101,000
<b>TOTAL CDBG FUND</b>	<b>120,434</b>	<b>101,355</b>	<b>101,000</b>	<b>101,000</b>	<b>101,000</b>	<b>101,000</b>
<b>TECHNOLOGY SERVICES FUND (Fund 520)</b>						
12T01 PC Replacement Program	120,000	80,000	80,000	80,000	80,000	80,000
12T02 Server Replacement Program	45,000	45,000	45,000	45,000	45,000	45,000
12T03 10GB Network Switching	0	31,520	0	0	0	0
12T10 GIS Large Format Printer	0	15,958	0	0	0	0



**CAPITAL PROJECTS - ALL FUNDS**  
**FISCAL YEARS 2012-2016**

Project Description	Budget 2010-11	Requested 2011-12	2012-13	2013-14	2014-15	2015-16
12T11 Global Positioning Management System	0	29,112	0	0	0	0
11T04 Printer Replacement Program	10,000	0	0	0	0	0
11T06 Network Infrastructure Program	25,000	0	0	0	0	0
11T09 TV Studio Improvements	16,490	0	0	0	0	0
11T08 Police & Fire Notebook Replacements	28,350	0	75,600	53,550	0	28,350
11T07 Computer Center UPS Upgrade	7,800	0	0	0	0	0
Enterprise Vault	0	0	60,200	0	0	0
<b>FUND TOTAL</b>	<b>252,640</b>	<b>201,590</b>	<b>260,800</b>	<b>178,550</b>	<b>125,000</b>	<b>153,350</b>
<b>EQUIPMENT SERVICES FUND (Fund 530)</b>						
Ceiling Insulation (lower bays)	0	0	23,000	0	0	0
Lighting Improvements	0	0	0	25,000	0	0
Office/Storage Room Improvements	0	0	0	20,000	0	0
Heater Upgrades (Efficient Models)	0	0	0	0	50,000	0
Washrack Improvements	0	0	0	0	30,000	0
Service Truck Replacement	0	0	0	0	0	35,000
<b>TOTAL EQUIPMENT SERVICES</b>	<b>0</b>	<b>0</b>	<b>23,000</b>	<b>45,000</b>	<b>80,000</b>	<b>35,000</b>
<b>TOTAL ALL CAPITAL PROJECTS</b>	<b>22,922,702</b>	<b>15,687,652</b>	<b>16,932,421</b>	<b>20,884,246</b>	<b>11,608,898</b>	<b>9,864,448</b>



# PUBLIC SERVICE TAX



## **CAPITAL IMPROVEMENTS PROGRAM**

---

### **PUBLIC SERVICE TAX / CAPITAL IMPROVEMENTS FUND**

This section discusses two intertwined funds of the city, combined called the Public Service Tax Funds:

- The Public Service Tax **Debt Service Fund** (used to track Public Service Tax revenues of the city, the corresponding debt and other general obligation debt)
- The Public Service Tax **Capital Projects Fund** (surplus revenues from the Debt Service Fund are transferred to the Capital Projects Fund)

The Public Service Tax Fund is one of the largest sources of capital financing for the City of Naples.

Florida Statutes sections 166 and 202 authorize municipalities to collect Public Service Taxes. City Code Section 34 Article IV governs the collection and appropriation of Naples' public service tax receipts. City Code states that public service tax receipts shall first be appropriated for any debt backed by these receipts. After that, funds are to be transferred to the capital improvement fund of the city for the uses and purposes set forth and contained in the budget for the current fiscal year. Any surplus is eligible to be transferred to the General Fund for regular operations.

#### **Major Projects**

There are four areas typically funded by the Public Service Tax.

##### **Administrative Departments**

Typically, administrative departments such as Finance, City Manager, Planning or City Clerk do not have significant capital needs. For FY11-12, there is a project to complete the City Clerk's public records management system. The Finance Department will be researching an update to the integrated financial management system which manages most of the city's computerized data systems, including purchasing, accounting, budgeting, payroll, utility billing, parking tickets, and planning functions.

##### **Police Department**

The Police department's primary assets, aside from the staff, are the station, the vehicles, and radio equipment, with the largest requests being the request for a boat replacement (\$135,000) and major facility repairs, such as ductwork (\$232,000), carpet, lockers and floors.

##### **Fire Department**

The Fire Department capital project list shows a significant amount of activity for the next four fiscal years. Facility maintenance work and fire vehicle/equipment replacements represent the largest of these requests.

### **Community Service Department**

The majority of the projects in the Community Services department teeter between being operating costs of repair and maintenance and being actual capital acquisition. The determination to keep the ongoing "level of service" projects as capital is not always clear, but these were kept in the CIP for FY 11-12.

The major item in the program is the replacement of the River Park Pool. Using part of the \$1,000,000 budgeted in 10-11, a design was developed. The design indicated that \$1.5 million would be needed to construct the new aquatic center. The \$850,000 that is remaining from FY10-11 will be carried forward, and additional funds will be requested to fund the \$1.5 million construction costs in FY 11-12.

### **Impact Fees**

Impact Fees are tracked in separate funds, which are not budgeted until the funds are needed. Impact fees may only be used to provide increased capacity for the fire, police, and parks and recreation operations to accommodate any increased demand new development will have on existing operations.

The Fire impact fees are expected to be reserved for the services required for the expanded service areas to the east expected to occur in 2012-13. The Parks & Recreation and Police impact fees will be reserved for currently undesignated expansion projects. The current balances of the impact fee funds are as follows:

Fire	\$56,827
Police	\$73,991
Recreation	\$38,016

### **Summary**

The 2012-16 Capital Improvement Program for the Public Service Tax Fund is on the pages that follow. Projects tentatively planned for 2011-12 have data sheets that provide details on the project and the justification, and related information. Projects for Fiscal Years 2013-2016 and beyond do not have capital project sheets in this document.



**PUBLIC SERVICE TAX FUNDS  
FINANCIAL ESTIMATES FOR CAPITAL PROJECTS  
Fiscal Years 2012-2016**

	<b>Amended Budget 2010-11</b>	<b>Preliminary 2011-12</b>	<b>2012-13</b>	<b>2013-14</b>	<b>2014-15</b>	<b>2015-16</b>
<b>9/30 Fund Balance</b>	<b>5,095,407</b>	<b>3,914,619</b>	<b>2,578,487</b>	<b>1,919,281</b>	<b>1,992,612</b>	<b>1,821,088</b>
<b>Estimated Revenues</b>						
Ad Valorem Taxes	564,605	620,800	594,528	593,408	601,328	0
Electric Public Service Tax	2,600,000	2,460,000	2,400,000	2,500,000	2,500,000	2,500,000
Natural Gas Taxes	55,000	81,500	81,500	81,500	81,500	81,500
Propane Gas Tax	120,000	90,000	100,000	100,000	100,000	100,000
Local Telecommunications Tax	197,585	200,000	200,000	200,000	200,000	200,000
Interest Earned	78,400	74,400	28,363	28,789	29,221	29,659
CRA Pool Payment	0	550,000	0	0	0	0
CRA Debt Service Transfer	1,067,533	978,569	979,007	986,057	989,062	1,008,069
Transfer in CRA interfund loan	38,477	38,477	0	0	0	0
<b>Total Revenues</b>	<b>4,721,600</b>	<b>5,093,746</b>	<b>4,383,398</b>	<b>4,489,754</b>	<b>4,501,111</b>	<b>3,919,228</b>
<b>Committed Expenditures</b>						
Bonded Ad Valorem/G.O. Debt	589,176	589,784	594,528	593,408	601,328	0
Public Service Tax Debt Service	975,998	678,669	678,973	683,862	685,947	699,128
CRA Debt Service	1,067,533	978,569	979,007	986,057	989,062	1,008,069
Administration	63,087	61,361	61,400	61,400	61,400	61,400
<b>Total Expenditures</b>	<b>2,695,794</b>	<b>2,308,384</b>	<b>2,313,908</b>	<b>2,324,727</b>	<b>2,337,737</b>	<b>1,768,597</b>
 Available for Capital Projects	 7,121,213	 6,699,982	 4,647,977	 4,084,308	 4,155,986	 3,971,718
<b>CIP Requests (from List)</b>	<b>3,206,594</b>	<b>4,121,495</b>	<b>2,728,696</b>	<b>2,091,696</b>	<b>2,334,898</b>	<b>1,131,098</b>





**CAPITAL PROJECTS - PUBLIC SERVICE TAX FUND**  
**FISCAL YEARS 2012-2016**

Project Description	Budget 2010-11	Request 2011-12	2012-13	2013-14	2014-15	2015-16
<b>CITY CLERK</b>						
12A25 Records Center Shelving	15,000	6,680	0	0	0	0
<b>TOTAL CITY CLERK</b>	<b>15,000</b>	<b>6,680</b>	<b>0</b>	<b>0</b>	<b>0</b>	<b>0</b>
<b>FINANCE DEPARTMENT</b>						
12A12 Upgrade City Integrated Software	0	300,000	200,000	0	0	0
Replace Mail Van	0	0	0	0	13,000	0
<b>TOTAL FINANCE DEPARTMENT</b>	<b>0</b>	<b>300,000</b>	<b>200,000</b>	<b>0</b>	<b>13,000</b>	<b>0</b>
<b>POLICE SERVICES</b>						
12H04 800 MHz Police Portable Radios (15)	47,000	48,000	48,000	48,000	48,000	48,000
12H02 800 MHz Police Mobile Radios (3)	8,000	13,000	0	0	0	0
12H11 NPD H.Q. West Wing HVAC Ductwork	0	232,000	0	0	0	0
12H03 CID Vehicle Replacement	42,200	23,198	46,396	46,396	23,198	23,198
12H10 Marine Boat	0	135,000	0	0	0	0
12H12 Patrol Car GPS Feature (22)	0	10,000	0	0	0	0
12H13 EOC/Training Room Equipment	0	24,500	0	0	0	0
12H14 Dashboard Software	0	29,900	0	0	0	0
11H06 NPD H.Q. Floor Carpet Replacement	15,000	17,417	15,000	0	0	0
12H15 NPD H.Q. West Wing Uniform Lockers	0	25,000	0	0	0	0
12H16 NPD H.Q. West Wing Locker Room Floor	0	10,500	0	0	0	0
Patrol Car Replacement	175,000	0	160,000	168,000	176,400	185,600
Motorcycle Replacements	52,110	0	0	0	0	0
<b>TOTAL POLICE SERVICES</b>	<b>339,310</b>	<b>568,515</b>	<b>269,396</b>	<b>262,396</b>	<b>247,598</b>	<b>256,798</b>
<b>FIRE SERVICES</b>						
N/A Fire Station 1 Reservation (Fund Balance)*	500,000	500,000	500,000	500,000	500,000	500,000
12E03 Fire Boat Replacement	0	500,000	0	0	0	0
12E04 Special Events Rescue Vehicle (Repl.)	0	25,000	0	0	0	0
12E05 Fire Station Alerting System Station 1	0	50,000	0	0	0	0
12E06 Phillips Lifepack Units	0	50,000	50,000	0	0	0
12E07 Zoll Auto Pulse Units	0	45,000	45,000	0	0	0
12E08 Self Contained Breathing Apparatus	0	27,500	27,500	27,500	27,500	27,500
12E10 Rescue Rotary Saws	0	21,500	0	0	0	0
12E11 Portable Radios	0	15,000	15,000	15,000	15,000	15,000
12E13 Thermal Imager	0	12,500	0	0	0	0
12E14 Air Monitors	0	13,000	0	0	0	0
11E07 Fire Station 1 Renovations	75,000	75,000	0	0	0	0
Fire Prevention Inspector Vehicle (Repl.)	0	0	25,000	55,000	0	0
Fire Marshall Vehicle (Replacement)	0	0	40,000	0	0	0
Bunker Gear Lockers	0	0	25,000	0	0	0
Telestaff	0	0	40,000	0	0	0
EPIC Voice Amplifier	0	0	11,500	0	0	0
Fire Station No. 2 Renovation	0	0	200,000	0	0	0
SWAT Medics Equipment	0	0	14,000	0	0	0
Inflatable Boat	0	0	20,000	0	0	0
Rescue Co. 2 - Fully Equipped (Repl.)	0	0	700,000	0	0	0
Self Contained Breathing App. Upgrade	0	0	97,500	0	0	0
Fire Station No. 3 Renovation	0	0	50,000	0	0	0
Fitness Equipment for Wellness Program	0	0	32,000	0	0	0
Engine Co. 2 - Fully Equipped (Repl.)	0	0	0	600,000	0	0
Fire Station Design and Construction	0	0	0	300,000	1,200,000	0
11E01 Training/Safety Vehicle Replacement	34,000	0	0	0	0	0
11E02 Fire Engine 2	600,000	0	0	0	0	0



**CAPITAL PROJECTS - PUBLIC SERVICE TAX FUND**  
**FISCAL YEARS 2012-2016**

Project Description	Budget	Request	2012-13	2013-14	2014-15	2015-16
	2010-11	2011-12				
11E03 Miscellaneous Firefighting Equipment*	50,000	0	0	0	0	0
11E04 Wildlife Interface Equipment	45,000	0	0	0	0	0
11E05 Alerting System Station 2	25,000	0	0	0	0	0
11E07 Technical Rescue Team Equipment*	25,000	0	0	0	0	0
11E08 Mobile Data & Printers	27,000	0	0	0	0	0
12E09 Fire Hose (Replacement)*	10,000	0	0	0	0	0
11E10 Computers & Software (6)	14,000	0	0	0	0	0
11E11 Vehicle Extraction Tools	29,500	0	0	0	0	0
10E02 Note Books	4,077	0	0	0	0	0
10E07 Station 1 Remodel	38,707	0	0	0	0	0
10E10 Fire Truck Replacement	675,000	0	0	0	0	0
<b>TOTAL FIRE SERVICES</b>	<b>2,152,284</b>	<b>1,334,500</b>	<b>1,892,500</b>	<b>1,497,500</b>	<b>1,742,500</b>	<b>542,500</b>
<b>COMMUNITY SERVICES</b>						
<i>COMMUNITY SERVICES-PARKS &amp; PARKWAYS</i>						
12F26 Tree Fill-In and Replacement Program	100,000	100,000	100,000	100,000	100,000	100,000
<b>TOTAL CS/PARKS &amp; PARKWAYS</b>	<b>100,000</b>	<b>100,000</b>	<b>100,000</b>	<b>100,000</b>	<b>100,000</b>	<b>100,000</b>
<i>COMMUNITY SERVICES-RECREATION</i>						
12G11 Facility Renovations and Replacements	50,000	50,000	50,000	50,000	50,000	50,000
12G04 Citywide Playground Improvements	50,000	50,000	50,000	50,000	50,000	50,000
12G03 River Park Aquatic Facility	150,000	1,500,000	0	0	0	0
12G15 River Park Computer Lab	10,000	6,800	6,800	6,800	6,800	6,800
12G05 Norris Center Renovations & Replacements	30,000	30,000	30,000	30,000	30,000	30,000
City Dog Park	185,000	0	0	0	0	0
<b>TOTAL CS/RECREATION</b>	<b>475,000</b>	<b>1,636,800</b>	<b>136,800</b>	<b>136,800</b>	<b>136,800</b>	<b>136,800</b>
<i>COMMUNITY SERVICES-FACILITY MAINTENANCE</i>						
12I12 Preserve-Roof Replacement	0	50,000	0	0	0	0
12I07 Replacement Elements and Amenities	30,000	30,000	30,000	30,000	30,000	30,000
12I03 Replace doors at various City facilities	25,000	25,000	25,000	25,000	25,000	25,000
12I01 Replacement HVAC	20,000	20,000	20,000	20,000	20,000	20,000
12I02 FPCC - Renovations & Replacements	30,000	30,000	0	0	0	0
12I04 RP & AP Renov. & Replacements	20,000	20,000	20,000	20,000	20,000	20,000
City Hall carpet/tile replacement	0	0	35,000	0	0	0
<b>TOTAL CS/FACILITY MAINTENANCE</b>	<b>125,000</b>	<b>175,000</b>	<b>130,000</b>	<b>95,000</b>	<b>95,000</b>	<b>95,000</b>
<b>TOTAL COMMUNITY SERVICES</b>	<b>700,000</b>	<b>1,911,800</b>	<b>366,800</b>	<b>331,800</b>	<b>331,800</b>	<b>331,800</b>
<b>TOTAL PUBLIC SERVICE TAX FUND</b>	<b>3,206,594</b>	<b>4,121,495</b>	<b>2,728,696</b>	<b>2,091,696</b>	<b>2,334,898</b>	<b>1,131,098</b>

CAPITAL PROJECTS - PUBLIC SERVICE TAX FUND  
FISCAL YEARS 2012-2013



Method Description	2010-11 Budget	2011-12 Budget	2012-13 Budget	2013-14 Budget	2014-15 Budget
11813 Electrical for Lighting Equipment*	50,000	0	0	0	0
11814 White's Lighting Equipment	45,000	0	0	0	0
11815 Alarm System Station 2	20,000	0	0	0	0
11816 Tomlinson's Alarm Equipment*	25,000	0	0	0	0
11817 Mobile Data Entry	25,000	0	0	0	0
12100 Bridges (Replacement)	10,000	0	0	0	0
11810 Concrete & Scaffolding	14,000	0	0	0	0
11811 Vehicle Exhaust Test	22,500	0	0	0	0
10602 Job Books	1,000	0	0	0	0
10603 Safety Records	1,000	0	0	0	0
10604 Fire Truck Acquisition	0	0	0	0	0
TOTAL FIRE SERVICE	242,500	0	0	0	0

**This page was intentionally left blank**



13200 Community Development	0	0	0	0	0
13201 Community Development	0	0	0	0	0
13202 Community Development	0	0	0	0	0
13203 Community Development	0	0	0	0	0
13204 Community Development	0	0	0	0	0
13205 Community Development	0	0	0	0	0
13206 Community Development	0	0	0	0	0
13207 Community Development	0	0	0	0	0
13208 Community Development	0	0	0	0	0
13209 Community Development	0	0	0	0	0
13210 Community Development	0	0	0	0	0
13211 Community Development	0	0	0	0	0
13212 Community Development	0	0	0	0	0
13213 Community Development	0	0	0	0	0
13214 Community Development	0	0	0	0	0
13215 Community Development	0	0	0	0	0
13216 Community Development	0	0	0	0	0
13217 Community Development	0	0	0	0	0
13218 Community Development	0	0	0	0	0
13219 Community Development	0	0	0	0	0
13220 Community Development	0	0	0	0	0
TOTAL COMMUNITY DEVELOPMENT	0	0	0	0	0
TOTAL PUBLIC SERVICE TAX FUND	242,500	0	0	0	0

# ADMINISTRATION



## CAPITAL IMPROVEMENT PROJECTS FUND 340-CITY CLERK



PROJECT ID	PROJECT DESCRIPTION	REVISED BUDGET 2010-11	DEPT REQUEST 2011-12	2012-13	2013-14	2014-15	2015-16
<b>CITY CLERK</b>							
11A25	Records Center Shelving	15,000	6,680	0	0	0	0
<b>TOTAL CITY CLERK</b>		<b>15,000</b>	<b>6,680</b>	<b>0</b>	<b>0</b>	<b>0</b>	<b>0</b>



**City of Naples, Florida  
2011-2012 CAPITAL REQUEST**

**PROJECT NAME:** Records Center Shelving  
**DEPARTMENT:** City Clerk **FUND:** Public Service Tax Fund  
**PROJECT NUMBER:** 11A25 **CIP SCORE:** 49 **DEPT RANK:** 1  
**PROJECT TYPE:** Carry forward\* **OBJECTIVE:** Upgrade Service **VISION PLAN** Enhance Governance Capacity  
**PROJECT DESCRIPTION/LOCATION:** 270 Riverside Circle  
Records Management Center development in space vacated by Purchasing Division which relocated to City Hall.

**ACCOUNT NUMBER:**

**JUSTIFICATION: (for vehicles, include type, year purchased, mileage/hours and prior year's maintenance costs)**  
 The plan for the establishment of the Records Management Center was to expend \$15,000 per year on shelving and files over a two-year period. The basic RMC was established within the first year's (2009-10) CIP, and the additional equipment has been acquired from the second year (2010-11) amount. After determining that there is a large quantity of permanent records which should be appropriately safeguarded by using flat (map) files, and these files will not be fully transitioned this year, the balance of the second year's \$15,000 is being carried forward to the 2011-12 fiscal year. No additional funds are needed.

TOTAL PROJECT EXPENSES					
CAPITAL COSTS BY TYPE	FY 2011-12	FY 2012-13	FY 2013-14	FY 2014-15	FY 2015-16
Building and Improvements 60-20					
Improvements other than Bldg 60-30					
Machinery/Equipment 60-40	\$6,680				
Vehicles 60-70					
Other					
<b>TOTAL COST</b>	<b>6,680</b>	-	-	-	-

Include any prior year carryforward\* in this requested amount.

ADDITIONAL OPERATING COSTS (such as utilities, maintenance), SAVINGS OR REVENUE					
None					

FUNDING SOURCES					
How to Pay?	FY 2011-12	FY 2012-13	FY 2013-14	FY 2014-15	FY 2015-16
Fund Balance	6,680				
<b>TOTAL</b>	<b>6,680</b>	-	-	-	-

Funding Explanation: Funding left from current year Records Shelving Project 11A25  
 Totals for funding sources and project expenses must reconcile for each year.

**\*REFERENCE ONLY - PROJECT CARRY FORWARD FROM 2010-11 BUDGET**  
**STATUS:** Completion scheduled in 11-12.

SUMMARY OF PRIOR ACTIVITY				
Fiscal Year	Activities	Budgeted	Spent	Balance
FY 2011-12	Records Center Shelving	\$ 15,000	\$ 8,320	\$ 6,680
FY 2009-10 & Prior	Records Center Shelving	\$ 15,000	\$ 15,000	\$ -
<b>Project to date</b>		<b>\$ 30,000</b>	<b>\$ 23,320</b>	<b>\$ 6,680</b>

**EST. PROJECT START:** MONTH/ YEAR Oct 2010 **PROJECT END:** MONTH/ YEAR Jan 2012 **PREPARED BY** Tara Norman, City Clerk

## CAPITAL IMPROVEMENT FUND 340 - FINANCE DEPARTMENT



PROJECT ID	PROJECT DESCRIPTION	REVISED BUDGET 2010-11	DEPT REQUEST 2011-12	2012-13	2013-14	2014-15	2015-16
12A12	Upgrade/Repl. City Integrated Software	0	300,000	200,000	0	0	0
	Replace City Mail Van	0	0	0	0	13,000	0
<b>FINANCE DEPARTMENT TOTAL</b>		<b>0</b>	<b>300,000</b>	<b>200,000</b>	<b>0</b>	<b>13,000</b>	<b>0</b>



**City of Naples, Florida  
2011-2012 CAPITAL REQUEST**

**PROJECT NAME:** Upgrade/Replace City Integrated Software  
**DEPARTMENT:** Finance **FUND:** Capital Projects 340  
**PROJECT NUMBER:** 12A12 **CIP SCORE:** 53 **DEPT RANK:** 1  
**PROJECT TYPE:** Replacement **OBJECTIVE:** Upgrade Service **VISION PLAN** Enhance Governance Capacity  
**PROJECT DESCRIPTION/LOCATION:** To replace or upgrade the City's Integrated Financial, Human Resources, Community Development and Utility based software systems.

**ACCOUNT NUMBER:**

**JUSTIFICATION: (for vehicles, include type, year purchased, mileage/hours and prior year's maintenance costs)**

The City acquired H.T.E. (now Sungard PS) in 1995. The system is based on an AS 400, and is upgraded with enhancements or legal changes at least annually. Despite upgrading, the system has many cumbersome features and the interface is difficult to learn and use. Staff has been considering opportunities for new software for several years and will start researching which software package can meet the needs of the city. In 2010, H.T.E. developed a replacement/upgrade for half of the programs at a cost of about \$300,000 for software & hardware. The rest will be available in 2012. Due to the upgrade costs, the city will prepare a RFP with a user evaluation team. Note that maintenance costs of the current H.T.E. software and related hardware is \$290,000/year. The goal is to increase productivity & service.

**TOTAL PROJECT EXPENSES**

CAPITAL COSTS BY TYPE	FY 2011-12	FY 2012-13	FY 2013-14	FY 2014-15	FY 2015-16
Building and Improvements 60-20					
Improvements other than Bldg 60-30					
Machinery/Equipment 60-40					
Vehicles 60-70					
Other	300,000	200,000			
<b>TOTAL COST</b>	<b>300,000</b>	<b>200,000</b>	-	-	-

Include any prior year carryforward\* in this requested amount.

**ADDITIONAL OPERATING COSTS (such as utilities, maintenance), SAVINGS OR REVENUE**

Cost should be similar to current costs					
---	--	--	--	--	--

**FUNDING SOURCES**

How to Pay?		FY 2011-12	FY 2012-13	FY 2013-14	FY 2014-15	FY 2015-16
Operating Revenue	Pub Svc Tax	300,000	200,000			
<b>TOTAL</b>		<b>300,000</b>	<b>200,000</b>	-	-	-

Funding Explanation:

Totals for funding sources and project expenses must reconcile for each year.

**\*REFERENCE ONLY - PROJECT CARRY FORWARD FROM 2010-11 BUDGET**

**STATUS:**

**SUMMARY OF PRIOR ACTIVITY**

Fiscal Year	Activities	Budgeted	Spent	Balance
FY 2010-11				\$ -
FY 2009-10 & Prior				\$ -
<b>Project to date</b>				\$ -

**EST. PROJECT START:** MONTH/ YEAR Jan 2012 **PROJECT END:** MONTH/ YEAR Sep 2012 **PREPARED BY** Ann Marie S. Ricardi



# POLICE & EMERGENCY SERVICES

## CAPITAL IMPROVEMENT PROJECTS FUND 340 - POLICE SERVICES

PROJECT NUMBER	PROJECT DESCRIPTION	Amended Budget 2010-11*	Request 2011-12	2012-13	2013-14	2014-15	2015-16
12H04	800 MHz Police Portable Radios (15)	47,000	48,000	48,000	48,000	48,000	48,000
12H02	800 MHz Police Mobile Radios (3)	8,000	13,000	0	0	0	0
12H11	NPD H.Q. West Wing HVAC Ductwork	0	232,000	0	0	0	0
12H03	CID Vehicle Replacement	42,200	23,198	46,396	46,396	23,198	23,198
12H10	Marine Boat	0	135,000	0	0	0	0
12H12	Patrol Car GPS Feature (22)	0	10,000	0	0	0	0
12H13	EOC/Training Room Equipment	0	24,500	0	0	0	0
12H14	VisionAir Dashboard Software	0	29,900	0	0	0	0
11H06	NPD H.Q. Floor Carpet Replacement	15,000	17,417	15,000	0	0	0
12H15	NPD H.Q. West Wing Uniform Lockers	0	25,000	0	0	0	0
12H16	NPD H.Q. West Wing Locker Room Floors	0	10,500	0	0	0	0
	Patrol Car Replacement	175,000	0	160,000	168,000	176,400	185,600
	Motorcycle Replacements	52,110	0	0	0	0	0
<b>TOTAL POLICE SERVICES</b>		<b>339,310</b>	<b>568,515</b>	<b>269,396</b>	<b>262,396</b>	<b>247,598</b>	<b>256,798</b>



**City of Naples, Florida  
2011-2012 CAPITAL REQUEST**

**PROJECT NAME:** 800 MHz Portable Radios Lifecycle Replacements (15)  
**DEPARTMENT:** NPD Communications **FUND:** Public Service Tax Fund  
**PROJECT NUMBER:** 12H04 **CIP SCORE:** 73.5 **DEPT RANK:** 1  
**PROJECT TYPE:** Replacement **OBJECTIVE:** Maintain Service **VISION PLAN:** Enhance Governance Capacity  
**PROJECT DESCRIPTION/LOCATION:** Replace 15 aging function-based portable radios assigned to NPD employees and facilities for public safety communications

**ACCOUNT NUMBER: 340-1121-521-60-40**

**JUSTIFICATION: (for vehicles, include type, year purchased, mileage/hours and prior year's maintenance costs)**  
 This is a 5-year fiscal plan for orderly and prioritized replacement of public safety portable radios. As of 1 October 2011, NPD will have 2 LPE-200 model portable radios that are beyond their published service life (5-7 years) and are not supported by the manufacturer. Additionally, the initial stock of P7150 radios reach the extreme limit of end-of-service life in FY2011-12, and the manufacturer will stop technical support for them in FY 2014-15. This CIP submission plans to replace the 2 remaining LPEs and the 13 oldest P7150s next year. The 5-year plan will replace 14 to 15 P7150s per year, thereby maintaining a reasonable level of quality public safety radio communications.

TOTAL PROJECT EXPENSES					
CAPITAL COSTS BY TYPE	FY 2011-12	FY 2012-13	FY 2013-14	FY 2014-15	FY 2015-16
Building and Improvements 60-20					
Improvements other than Bldg 60-30					
Machinery/Equipment 60-40	48,000	48,000	48,000	48,000	48,000
Vehicles 60-70					
Other					
<b>TOTAL COST</b>	<b>48,000</b>	<b>48,000</b>	<b>48,000</b>	<b>48,000</b>	<b>48,000</b>

Include any prior year carryforward\* in this requested amount.

ADDITIONAL OPERATING COSTS (such as utilities, maintenance), SAVINGS OR REVENUE					

FUNDING SOURCES					
How to Pay?	FY 2011-12	FY 2012-13	FY 2013-14	FY 2014-15	FY 2015-16
Operating Revenue	48,000	48,000	48,000	48,000	48,000
<b>TOTAL</b>	<b>48,000</b>	<b>48,000</b>	<b>48,000</b>	<b>48,000</b>	<b>48,000</b>

Funding Explanation: Public Service Tax Fund  
 Totals for funding sources and project expenses must reconcile for each year.

**\*REFERENCE ONLY - PROJECT CARRY FORWARD FROM 2010-11 BUDGET**  
**STATUS:**

SUMMARY OF PRIOR ACTIVITY				
Fiscal Year	Activities	Budgeted	Spent	Balance
FY 2010-11	Portable Radios - state contract pricing	\$ 47,000	\$ 46,999	\$ 1
FY 2009-10 & Prior				\$ -
<b>Project to date</b>				<b>\$ 1</b>

**EST. PROJECT START:** MONTH/ YEAR  **PROJECT END:** MONTH/ YEAR  **PREPARED BY** A. Martinez



**City of Naples, Florida  
2011-2012 CAPITAL REQUEST**



**PROJECT NAME:** 800 MHz Mobile Radios Lifecycle Replacements (3)  
**DEPARTMENT:** NPD Communications **FUND:** Public Service Tax Fund  
**PROJECT NUMBER:** 12H02 **CIP SCORE:** 75 **DEPT RANK:** 2  
**PROJECT TYPE:** Replacement **OBJECTIVE:** Maintain Service **VISION PLAN:** Enhance Governance Capacity  
**PROJECT DESCRIPTION/LOCATION:** Replace 3 aging function-based police mobile radios assigned to NPD vehicles and facilities for public safety communications

**ACCOUNT NUMBER: 340-1121-521-60-40**

**JUSTIFICATION: (for vehicles, include type, year purchased, mileage/hours and prior year's maintenance costs)**  
 This is the final phase of a 6-year fiscal plan for orderly and prioritized replacement of special purpose public safety mobile radios, not otherwise purchased as part of "turnkey equipment" for new police vehicles. Like most technology, these assets become outdated by emerging and improved hardware and software features. Advertised useful life cycle of mobile radios is 7-10 years (based in part on 24/7 usage). The 3 mobiles are over 10 years old and cannot be upgraded with software. The replacement radios will be installed in 2 marine patrol boats and 1 traffic motorcycle unit. There are no additional expenses for special purpose mobile radios projected for "out years" in this 5-year plan. Pricing is based on a quote from the vendor.

TOTAL PROJECT EXPENSES					
CAPITAL COSTS BY TYPE	FY 2011-12	FY 2012-13	FY 2013-14	FY 2014-15	FY 2015-16
Building and Improvements 60-20					
Improvements other than Bldg 60-30					
Machinery/Equipment 60-40	13,000				
Vehicles 60-70					
Other					
<b>TOTAL COST</b>	<b>13,000</b>	-	-	-	-

Include any prior year carryforward\* in this requested amount.

ADDITIONAL OPERATING COSTS (such as utilities, maintenance), SAVINGS OR REVENUE					

FUNDING SOURCES					
How to Pay?	FY 2011-12	FY 2012-13	FY 2013-14	FY 2014-15	FY 2015-16
Operating Revenue	13,000	0	0	0	0
<b>TOTAL</b>	<b>13,000</b>	-	-	-	-

Funding Explanation: Public Service Tax Fund  
 Totals for funding sources and project expenses must reconcile for each year.

**\*REFERENCE ONLY - PROJECT CARRY FORWARD FROM 2010-11 BUDGET**

**STATUS:**

SUMMARY OF PRIOR ACTIVITY				
Fiscal Year	Activities	Budgeted	Spent	Balance
FY 2010-11	2 Radios	\$ 8,000	\$ 7,400	\$ 600
FY 2009-10 & Prior				\$ -
<b>Project to date</b>				<b>\$ 600</b>

**EST. PROJECT START:** MONTH/ YEAR  **PROJECT END:** MONTH/ YEAR  **PREPARED BY** A. Martinez





## City of Naples, Florida 2011-2012 CAPITAL REQUEST

**PROJECT NAME:** Air Conditioning Ductwork Replacement  
**DEPARTMENT:** Naples Police **FUND:** Public Service Tax Fund  
**PROJECT NUMBER:** 12H11 **CIP SCORE:** 105 **DEPT RANK:** 3  
**PROJECT TYPE:** Replacement **OBJECTIVE:** Maintain Service **VISION PLAN:** Green Jewel of SW Florida  
**PROJECT DESCRIPTION/LOCATION:** Complete replacement of west wing H.V.A.C. ductwork at NPD headquarters as second and final leg of a project plan. Cost includes replacement of all drop ceiling tiles under route of the old ductwork.

**ACCOUNT NUMBER: 340-1121-521-60-20**

**JUSTIFICATION: (for vehicles, include type, year purchased, mileage/hours and prior year's maintenance costs)**

The 17,100 square foot west wing facility has air conditioning ductwork that is either part of the original building construction in 1977 or the 1987 addition constructed in 1987. An October 2006 independent H.V.A.C. system study by Camp, Dresser & McKee found that "The existing internally lined ductwork is a potential breeding ground for molds and bacteria and should be removed." B&I Contractors, as part of a 2009/10 HVAC enhancement project, reached similar conclusions. That company's 2009 cost estimate of \$232,000 to do the work remains unchanged in 2011. This project was proposed for fiscal 2011 and postponed until the 2012 Capital Plan. The west wing currently has a modern water cooled heat exchanger/fresh air mix HVAC service that's pushing conditioned air through subpar ductwork.

TOTAL PROJECT EXPENSES					
CAPITAL COSTS BY TYPE	FY 2011-12	FY 2012-13	FY 2013-14	FY 2014-15	FY 2015-16
Building and Improvements 60-20	232,000				
Improvements other than Bldg 60-30					
Machinery/Equipment 60-40					
Vehicles 60-70					
Other					
<b>TOTAL COST</b>	<b>232,000</b>	-	-	-	-

Include any prior year carryforward\* in this requested amount.

ADDITIONAL OPERATING COSTS (such as utilities, maintenance), SAVINGS OR REVENUE					

FUNDING SOURCES					
How to Pay?	FY 2011-12	FY 2012-13	FY 2013-14	FY 2014-15	FY 2015-16
Operating Revenue	232,000	0	0	0	0
<b>TOTAL</b>	<b>232,000</b>	-	-	-	-

Funding Explanation: Public Service Tax Fund

Totals for funding sources and project expenses must reconcile for each year.

*REFERENCE ONLY - PROJECT CARRY FORWARD FROM 2010-11 BUDGET	
<b>STATUS:</b>	

SUMMARY OF PRIOR ACTIVITY				
Fiscal Year	Activities	Budgeted	Spent	Balance
FY 2010-11				\$ -
FY 2009-10 & Prior				\$ -
<b>Project to date</b>				<b>\$ -</b>

**EST. PROJECT START:** MONTH/ YEAR Oct 2011 **PROJECT END:** MONTH/ YEAR Apr 2012 **PREPARED BY** T. Vastola



## City of Naples, Florida 2011-2012 CAPITAL REQUEST

**PROJECT NAME:** Criminal Investigation Division Vehicle Replacement  
**DEPARTMENT:** Naples Police Department **FUND:** Public Service Tax Fund  
**PROJECT NUMBER:** 12H03 **CIP SCORE:** 68 **DEPT RANK:** 4  
**PROJECT TYPE:** Replacement **OBJECTIVE:** Maintain Service **VISION PLAN:** Enhance Governance Capacity  
**PROJECT DESCRIPTION/LOCATION:** Ongoing scheduled replacement of 1 CID unmarked vehicle

**JUSTIFICATION: (for vehicles, include type, year purchased, mileage/hours and prior year's maintenance costs)**  
 Replace 1 Ford Taurus unmarked Criminal Investigation Division vehicle per safety and cost assessment by Equipment Services based on mileage, age, condition, and maintenance history. One 2003 model (72a349) is eligible for replacement in early 2012 and will have approached 100,000 miles and 10 years of service on the road. Historical maintenance costs for this vehicle as of March 2011 is \$12,258. CID vehicles are commonly utilized by field investigators during their work day, and for special undercover operations, or to transport victims, witnesses, and prisoners as appropriate. The vehicles are also commonly utilized to transport employees to training locations. The replacement vehicle will be a base-trim 2012 Ford Fusion.

<b>TOTAL PROJECT EXPENSES</b>					
<b>CAPITAL COSTS BY TYPE</b>	<b>FY 2011-12</b>	<b>FY 2012-13</b>	<b>FY 2013-14</b>	<b>FY 2014-15</b>	<b>FY 2015-16</b>
Building and Improvements 60-20					
Improvements other than Bldg 60-30					
Machinery/Equipment 60-40					
Vehicles 60-70	23,198	46,396	46,396	23,198	23,198
Other					
<b>TOTAL COST</b>	<b>23,198</b>	<b>46,396</b>	<b>46,396</b>	<b>23,198</b>	<b>23,198</b>

Include any prior year carryforward\* in this requested amount.

<b>ADDITIONAL OPERATING COSTS (such as utilities, maintenance), SAVINGS OR REVENUE</b>					
N/A					

<b>FUNDING SOURCES</b>					
<b>How to Pay?</b>	<b>FY 2011-12</b>	<b>FY 2012-13</b>	<b>FY 2013-14</b>	<b>FY 2014-15</b>	<b>FY 2015-16</b>
Operating Revenue	23,198	46,396	46,396	23,198	23,198
<b>TOTAL</b>	<b>23,198</b>	<b>46,396</b>	<b>46,396</b>	<b>23,198</b>	<b>23,198</b>

Funding Explanation: Public Service Tax Fund

Totals for funding sources and project expenses must reconcile for each year.

<b>*REFERENCE ONLY - PROJECT CARRY FORWARD FROM 2010-11 BUDGET</b>				
<b>STATUS:</b>				
<b>SUMMARY OF PRIOR ACTIVITY</b>				
<b>Fiscal Year</b>	<b>Activities</b>	<b>Budgeted</b>	<b>Spent</b>	<b>Balance</b>
FY 2010-11	CID Vehicle	\$ 42,200	\$ 37,545	\$ 4,655
FY 2009-10 & Prior				\$ -
<b>Project to date</b>				<b>\$ 4,655</b>

**EST. PROJECT START:** MONTH/ YEAR Oct. 2011 **PROJECT END:** MONTH/ YEAR Jan. 2012 **PREPARED BY** M. Fletcher



**City of Naples, Florida  
2011-2012 CAPITAL REQUEST**

**PROJECT NAME:** Marine Unit Vessel  
**DEPARTMENT:** Police Department **FUND:** Public Service Tax Fund  
**PROJECT NUMBER:** 12H10 **CIP SCORE:** 40 **DEPT RANK:** 5  
**PROJECT TYPE:** Replacement **OBJECTIVE:** Upgrade Service **VISION PLAN** Enhance Governance Capacity  
**PROJECT DESCRIPTION/LOCATION:** Replace a 2004 Marine Patrol Boat with a new, improved quality vessel, including trailer, electronics and required emergency equipment

**ACCOUNT NUMBER: 340-1120-521-60-70**

**JUSTIFICATION: (for vehicles, include type, year purchased, mileage/hours and prior year's maintenance costs)**  
 Purchase a 27 foot twin engine police marine vessel to replace a 2004 lesser quality boat. The current two marine crafts are 23 foot vessels which are operated with a single 250hp engine and have operational safety and quality limitations for marine law enforcement on the bay and the Gulf of Mexico during calm conditions. The larger vessel is designed to be operated in most Gulf surf conditions and respond from Gordon's Pass to Doctor's pass much quicker and more safely to emergency service calls in the Moorings and Venetian Bays. The larger vessel will be more maneuverable when tied off to larger vessels during enforcement activity and will be able to respond further offshore during emergency/rescue calls for service.

<b>TOTAL PROJECT EXPENSES</b>					
<b>CAPITAL COSTS BY TYPE</b>	<b>FY 2011-12</b>	<b>FY 2012-13</b>	<b>FY 2013-14</b>	<b>FY 2014-15</b>	<b>FY 2015-16</b>
<b>Building and Improvements 60-20</b>					
<b>Improvements other than Bldg 60-30</b>					
<b>Machinery/Equipment 60-40</b>					
<b>Vehicles 60-70</b>	135,000				
<b>Other</b>					
<b>TOTAL COST</b>	<b>135,000</b>	-	-	-	-

Include any prior year carryforward\* in this requested amount.

<b>ADDITIONAL OPERATING COSTS (such as utilities, maintenance), SAVINGS OR REVENUE</b>

<b>FUNDING SOURCES</b>					
<b>How to Pay?</b>	<b>FY 2011-12</b>	<b>FY 2012-13</b>	<b>FY 2013-14</b>	<b>FY 2014-15</b>	<b>FY 2015-16</b>
<b>Operating Revenue</b>	135,000				
<b>TOTAL</b>	<b>135,000</b>				-

Funding Explanation: Public Service Tax Fund

Totals for funding sources and project expenses must reconcile for each year.

<b>*REFERENCE ONLY - PROJECT CARRY FORWARD FROM 2010-11 BUDGET</b>	
<b>STATUS:</b>	

<b>SUMMARY OF PRIOR ACTIVITY</b>				
<b>Fiscal Year</b>	<b>Activities</b>	<b>Budgeted</b>	<b>Spent</b>	<b>Balance</b>
FY 2010-11				\$ -
FY 2009-10 & Prior				\$ -
<b>Project to date</b>				\$ -

**EST. PROJECT START:** MONTH/ YEAR Jan 2012 **PROJECT END:** MONTH/ YEAR Mar 2012 **PREPARED BY** G. Gaffney





## City of Naples, Florida 2011-2012 CAPITAL REQUEST

**PROJECT NAME:** Patrol Operations GPS Project (22)  
**DEPARTMENT:** Naples Police **FUND:** Public Service Tax Fund  
**PROJECT NUMBER:** 12H12 **CIP SCORE:** 28 **DEPT RANK:** 6  
**PROJECT TYPE:** New **OBJECTIVE:** Upgrade Service **VISION PLAN:** Enhance Governance Capacity  
**PROJECT DESCRIPTION/LOCATION:** Purchase, install, and maintain G.P.S. devices in 22 patrol vehicle.

**ACCOUNT NUMBER: 340-1120-521-60-40**

**JUSTIFICATION: (for vehicles, include type, year purchased, mileage/hours and prior year's maintenance costs)**

The plan is to install 22 G.P.S. devices among the Patrol Operations fleet to allow near real time and historical oversight of vehicle locations, movement, idle time, speed monitoring, braking, etc. The system is the same currently in use for select city vehicles under Solid Waste and Building Department management. City Equipment Services will install the devices and recurring service access and data processing fees will be budgeted under Patrol Operations 1120 account. The system is independent from the city computer network and does not require Tech Services support.

<b>TOTAL PROJECT EXPENSES</b>					
<b>CAPITAL COSTS BY TYPE</b>	<b>FY 2011-12</b>	<b>FY 2012-13</b>	<b>FY 2013-14</b>	<b>FY 2014-15</b>	<b>FY 2015-16</b>
Building and Improvements 60-20					
Improvements other than Bldg 60-30					
Machinery/Equipment 60-40	10,000				
Vehicles 60-70					
Other					
<b>TOTAL COST</b>	<b>10,000</b>	-	-	-	-

Include any prior year carryforward\* in this requested amount.

<b>ADDITIONAL OPERATING COSTS (such as utilities, maintenance), SAVINGS OR REVENUE</b>					
User Service Fee--Annual	7,400	7,400	7,400	7,400	7,400
Data Processing Fee--Annual	120	120	120	120	120

<b>FUNDING SOURCES</b>					
<b>How to Pay?</b>	<b>FY 2011-12</b>	<b>FY 2012-13</b>	<b>FY 2013-14</b>	<b>FY 2014-15</b>	<b>FY 2015-16</b>
Operating Revenue	10,000				
<b>TOTAL</b>	<b>10,000</b>	-	-	-	-

Funding Explanation: Public Service Tax Fund

Totals for funding sources and project expenses must reconcile for each year.

**\*REFERENCE ONLY - PROJECT CARRY FORWARD FROM 2010-11 BUDGET**

**STATUS:**

**SUMMARY OF PRIOR ACTIVITY**

<b>Fiscal Year</b>	<b>Activities</b>	<b>Budgeted</b>	<b>Spent</b>	<b>Balance</b>
FY 2010-11				\$ -
FY 2009-10 & Prior				\$ -
<b>Project to date</b>				\$ -

**EST. PROJECT START:** MONTH/ YEAR Oct 2011 **PROJECT END:** MONTH/ YEAR Dec 2011 **PREPARED BY:** \_\_\_\_\_





**City of Naples, Florida  
2011-2012 CAPITAL REQUEST**

**PROJECT NAME:** Emergency Operations Center/Training Room upgrades  
**DEPARTMENT:** Naples Police **FUND:** Public Service Tax Fund  
**PROJECT NUMBER:** 12H13 **CIP SCORE:** 40 **DEPT RANK:** 7  
**PROJECT TYPE:** New **OBJECTIVE:** Upgrade Service **VISION PLAN** Enhance Governance Capacity  
**PROJECT DESCRIPTION/LOCATION:** To enhance and upgrade equipment and technology assets installed at NPD Training and Emergency Operating Center complex at Riverside Avenue headquarters.

**ACCOUNT NUMBER: 340-1101-521-60-40**

**JUSTIFICATION: (for vehicles, include type, year purchased, mileage/hours and prior year's maintenance costs)**

This project adds equipment and technology to the Training/EOC Center at NPD headquarters, to enhance command and control during EOC activation and provide improved learning presentations as a training center. The cost estimate includes turnkey video equipment, technology parts, and associated hardware and installation services. The NPD EOC/Training facility has not been subject to technology upgrades since the complex was built in 1999. When activated as an EOC, the addition of 4 right-sized LCD monitors each installed at the 4 corners of the room provide much-needed connectivity to real time viewing of CAD incidents and access to all Naples LAN program and database applications for usage of decision-makers assigned to an emergency management position within the facility. This is a common yet overlooked resource for the Naples EOC plan.

**TOTAL PROJECT EXPENSES**

CAPITAL COSTS BY TYPE	FY 2011-12	FY 2012-13	FY 2013-14	FY 2014-15	FY 2015-16
Building and Improvements 60-20					
Improvements other than Bldg 60-30					
Machinery/Equipment 60-40	24,500				
Vehicles 60-70					
Other					
<b>TOTAL COST</b>	<b>24,500</b>	-	-	-	-

Include any prior year carryforward\* in this requested amount.

**ADDITIONAL OPERATING COSTS (such as utilities, maintenance), SAVINGS OR REVENUE**

	FY 2011-12	FY 2012-13	FY 2013-14	FY 2014-15	FY 2015-16

**FUNDING SOURCES**

How to Pay?	FY 2011-12	FY 2012-13	FY 2013-14	FY 2014-15	FY 2015-16
Operating Revenue	24,500				
<b>TOTAL</b>	<b>24,500</b>	-	-	-	-

Funding Explanation: Public Service Tax Fund

Totals for funding sources and project expenses must reconcile for each year.

**\*REFERENCE ONLY - PROJECT CARRY FORWARD FROM 2010-11 BUDGET**

**STATUS:**

**SUMMARY OF PRIOR ACTIVITY**

Fiscal Year	Activities	Budgeted	Spent	Balance
FY 2010-11				\$ -
FY 2009-10 & Prior				\$ -
<b>Project to date</b>				\$ -

**EST. PROJECT START:** MONTH/ YEAR Oct 2011 **PROJECT END:** MONTH/ YEAR Dec 2011 **PREPARED BY** J. Barkley



**City of Naples, Florida  
2011-2012 CAPITAL REQUEST**

**PROJECT NAME:** Vision Dashboard: Command Staff View  
**DEPARTMENT:** Police Department **FUND:** Public Service Tax Fund  
**PROJECT NUMBER:** 12H14 **CIP SCORE:** 25 **DEPT RANK:** 8  
**PROJECT TYPE:** New **OBJECTIVE:** Upgrade Service **VISION PLAN:** Enhance Governance Capacity  
**PROJECT DESCRIPTION/LOCATION:** Add a program module to current VisionAire CAD/RMS that enhances and helps management to timely review and better address a broad variety of department productivity measures.

**ACCOUNT NUMBER: 340-1120-521-60-30**

**JUSTIFICATION: (for vehicles, include type, year purchased, mileage/hours and prior year's maintenance costs)**  
 Vision Dashboard is a web based software program designed for command staff and supervisors to accurately measure officer activity and performance. The program links to the current VisionAir software program currently being utilized. Currently officers and supervisors manually enter daily activity to measure performance. Vision Dashboard additionally compares annual increases/decreases in crime types, monitors and compares distribution of workload by officer and views current levels and historical data for arrests and incident reports. City Tech Services is alerted to this plan and will need to add the recurring maintenance cost starting in its 2012-13 Operating Budget under the appropriate line item.

<b>TOTAL PROJECT EXPENSES</b>					
<b>CAPITAL COSTS BY TYPE</b>	<b>FY 2011-12</b>	<b>FY 2012-13</b>	<b>FY 2013-14</b>	<b>FY 2014-15</b>	<b>FY 2015-16</b>
<b>Building and Improvements 60-20</b>					
<b>Improvements other than Bldg 60-30</b>	29,900				
<b>Machinery/Equipment 60-40</b>					
<b>Vehicles 60-70</b>					
<b>Other</b>		-	-	-	-
<b>TOTAL COST</b>	<b>29,900</b>	-	-	-	-

Include any prior year carryforward\* in this requested amount.

<b>ADDITIONAL OPERATING COSTS (such as utilities, maintenance), SAVINGS OR REVENUE</b>					
Software/Hardware Maintenance		5,485	5,485	5,485	5,485

<b>FUNDING SOURCES</b>					
<b>How to Pay?</b>	<b>FY 2011-12</b>	<b>FY 2012-13</b>	<b>FY 2013-14</b>	<b>FY 2014-15</b>	<b>FY 2015-16</b>
<b>Operating Revenue</b>	29,900				
<b>TOTAL</b>	<b>29,900</b>	-	-	-	-

**Funding Explanation:** Public Service Tax Fund  
 Totals for funding sources and project expenses must reconcile for each year.

**\*REFERENCE ONLY - PROJECT CARRY FORWARD FROM 2010-11 BUDGET**  
**STATUS:**

<b>SUMMARY OF PRIOR ACTIVITY</b>				
<b>Fiscal Year</b>	<b>Activities</b>	<b>Budgeted</b>	<b>Spent</b>	<b>Balance</b>
FY 2010-11				\$ -
FY 2009-10 & Prior				\$ -
<b>Project to date</b>				\$ -

**EST. PROJECT START:** MONTH/ YEAR Oct 2011 **PROJECT END:** MONTH/ YEAR Jan 2012 **PREPARED BY** G. Gaffney



## City of Naples, Florida 2011-2012 CAPITAL REQUEST

**PROJECT NAME:** NPD H.Q. Floor Carpet Replacement  
**DEPARTMENT:** Naples Police Department **FUND:** Utility Tax Fund  
**PROJECT NUMBER:** 11H06 **CIP SCORE:** 73 **DEPT RANK:** 9  
**PROJECT TYPE:** Carry forward\* **OBJECTIVE:** Maintain Service **VISION PLAN:** Green Jewel of SW Florida  
**PROJECT DESCRIPTION/LOCATION:** H.Q East Wing, 355 Riverside Cir./Project replaced carpeting and base molding in Emergency Operations Center and first/second floor center hallways with about 3000 square feet of carpeting and about 800 linear feet of vinyl base molding. A portion of approved funds were unspent based on scope of work and competitive bids.  
**ACCOUNT NUMBER:** 001-1121-521-60-20

**JUSTIFICATION: (for vehicles, include type, year purchased, mileage/hours and prior year's maintenance costs)**  
 Year one of a three year plan to replace floor carpeting within the NPD headquarters complex was completed in FY 10/11 with unspent funds to carry forward and add to the projected \$15,000 cost and scope of work in the year two 2011/12 capital plan. The FY 10/11 plan involved carpet replacements in the Emergency Operations Center and two public corridors of the NPD H.Q. east wing. The FY 11/12 capital plan will continue the carpet replacement process with a scope of work consistent with approved funds and maintenance conditions that require priority attention.

TOTAL PROJECT EXPENSES					
CAPITAL COSTS BY TYPE	FY 2011-12	FY 2012-13	FY 2013-14	FY 2014-15	FY 2015-16
Building and Improvements 60-20	17,417	15,000	-	-	-
Improvements other than Bldg 60-30					
Machinery/Equipment 60-40					
Vehicles 60-70					
Other					
<b>TOTAL COST</b>	<b>17,417</b>	<b>15,000</b>	-	-	-

Include any prior year carryforward\* in this requested amount.

ADDITIONAL OPERATING COSTS (such as utilities, maintenance), SAVINGS OR REVENUE					

FUNDING SOURCES					
How to Pay?	FY 2011-12	FY 2012-13	FY 2013-14	FY 2014-15	FY 2015-16
Operating Revenue	17,417	15,000	0	0	0
<b>TOTAL</b>	<b>17,417</b>	<b>15,000</b>	-	-	-

Funding Explanation: Public Service Tax Fund

Totals for funding sources and project expenses must reconcile for each year.

**\*REFERENCE ONLY - PROJECT CARRY FORWARD FROM 2010-11 BUDGET**  
**STATUS:**

SUMMARY OF PRIOR ACTIVITY				
Fiscal Year	Activities	Budgeted	Spent	Balance
FY 2010-11		\$ 15,000	\$ 12,583	\$ 2,417
FY 2009-10 & Prior				\$ -
<b>Project to date</b>				<b>\$ 2,417</b>

**EST. PROJECT START:** MONTH/ YEAR Oct 2011 **PROJECT END:** MONTH/ YEAR Dec 2011 **PREPARED BY** T. Vastola





## City of Naples, Florida 2011-2012 CAPITAL REQUEST

**PROJECT NAME:** Uniform/Equipment Lockers Replacement  
**DEPARTMENT:** Naples Police **FUND:** Public Service Tax Fund  
**PROJECT NUMBER:** 12H15 **CIP SCORE:** 63 **DEPT RANK:** 10  
**PROJECT TYPE:** Replacement **OBJECTIVE:** Maintain Service **VISION PLAN:** Green Jewel of SW Florida  
**PROJECT DESCRIPTION/LOCATION:** Replacement of like-quality uniform/equipment lockers at NPD H.Q. west wing Men's locker room (75 lockers) and Women's locker room (25 locker). Cost includes replacement of 9 pedestal benches within the two locker rooms.

**ACCOUNT NUMBER: 340-1121-521-60-30**

**JUSTIFICATION: (for vehicles, include type, year purchased, mileage/hours and prior year's maintenance costs)**

The men's and women's uniform/equipment lockers are 25-plus years old, worn and in need of replacements. Cost estimates to remove, refurbish and reinstall the 100 lockers and 9 pedestal benches housed between the two locker rooms would approach and likely exceed replacement costs. The Superintendent, Facilities Maintenance/Parks & Parkways, agree to have City Facilities Maintenance staff remove and install the new lockers, z-bases, and pedestal benches as a planned work order, saving the project the otherwise high priced private contractor's installation costs. Cost projections for this capital plan are based on pricing provided by a vendor listed under Florida state contract.

<b>TOTAL PROJECT EXPENSES</b>					
<b>CAPITAL COSTS BY TYPE</b>	<b>FY 2011-12</b>	<b>FY 2012-13</b>	<b>FY 2013-14</b>	<b>FY 2014-15</b>	<b>FY 2015-16</b>
<b>Building and Improvements 60-20</b>					
<b>Improvements other than Bldg 60-30</b>	25,000	-	-	-	-
<b>Machinery/Equipment 60-40</b>					
<b>Vehicles 60-70</b>					
<b>Other</b>					
<b>TOTAL COST</b>	<b>25,000</b>	<b>-</b>	<b>-</b>	<b>-</b>	<b>-</b>

Include any prior year carryforward\* in this requested amount.

<b>ADDITIONAL OPERATING COSTS (such as utilities, maintenance), SAVINGS OR REVENUE</b>					
	-				

<b>FUNDING SOURCES</b>					
<b>How to Pay?</b>	<b>FY 2011-12</b>	<b>FY 2012-13</b>	<b>FY 2013-14</b>	<b>FY 2014-15</b>	<b>FY 2015-16</b>
<b>Operating Revenue</b>	25,000				
<b>TOTAL</b>	<b>25,000</b>	<b>-</b>	<b>-</b>	<b>-</b>	<b>-</b>

Funding Explanation: Public Service Tax Fund

Totals for funding sources and project expenses must reconcile for each year.

**\*REFERENCE ONLY - PROJECT CARRY FORWARD FROM 2010-11 BUDGET**

**STATUS:**

**SUMMARY OF PRIOR ACTIVITY**

<b>Fiscal Year</b>	<b>Activities</b>	<b>Budgeted</b>	<b>Spent</b>	<b>Balance</b>
FY 2010-11				\$ -
FY 2009-10 & Prior				\$ -
<b>Project to date</b>				<b>\$ -</b>

**EST. PROJECT START:** MONTH/ YEAR Oct 2011 **PROJECT END:** MONTH/ YEAR Dec 2011 **PREPARED BY** T. Vastola





## City of Naples, Florida 2011-2012 CAPITAL REQUEST

**PROJECT NAME:** West Wing Primary Locker Rooms (2) Floor Replacement  
**DEPARTMENT:** Naples Police **FUND:** Utilities Tax Fund  
**PROJECT NUMBER:** 12H16 **CIP SCORE:** 60 **DEPT RANK:** 11  
**PROJECT TYPE:** Replacement **OBJECTIVE:** Maintain Service **VISION PLAN:** Green Jewel of SW Florida  
**PROJECT DESCRIPTION/LOCATION:** Replacement of carpeting in locker room area and floor tile in the adjoining rest and shower rooms of the two primary men and women locker rooms in the west wing of NPD headquarters

**ACCOUNT NUMBER: 340-1121-521-60-20**

**JUSTIFICATION: (for vehicles, include type, year purchased, mileage/hours and prior year's maintenance costs)**

Each of the two primary men and women locker rooms in the west wing of NPD H.Q. adjoin and open transition rest and shower room. The locker rooms have 15-year-old carpeting that is worn and has been subject to the routine influence of moisture because of the open proximity to the shower rooms. This project will replace locker room carpeting with commercial quality vinyl floor tile. Moreover, the 30-plus year old floor tile in the rest and shower rooms will be replaced with ceramic tile flooring. Efforts over the past 5 years to use commercial application to remove wear stains imbedded in the aged floor tiles were unsuccessful. Approximately 810 square feet of carpet and 476 square feet of tile flooring will be replaced with new products per project specifications.

### TOTAL PROJECT EXPENSES

CAPITAL COSTS BY TYPE	FY 2011-12	FY 2012-13	FY 2013-14	FY 2014-15	FY 2015-16
Building and Improvements 60-20	10,500				
Improvements other than Bldg 60-30					
Machinery/Equipment 60-40					
Vehicles 60-70					
Other					
<b>TOTAL COST</b>	<b>10,500</b>	-	-	-	-

Include any prior year carryforward\* in this requested amount.

### ADDITIONAL OPERATING COSTS (such as utilities, maintenance), SAVINGS OR REVENUE

--	--	--	--	--	--

### FUNDING SOURCES

How to Pay?	FY 2011-12	FY 2012-13	FY 2013-14	FY 2014-15	FY 2015-16
Operating Revenue	10,500				
<b>TOTAL</b>	<b>10,500</b>	-	-	-	-

Funding Explanation: Utility Tax Fund

Totals for funding sources and project expenses must reconcile for each year.

### \*REFERENCE ONLY - PROJECT CARRY FORWARD FROM 2010-11 BUDGET

**STATUS:**

### SUMMARY OF PRIOR ACTIVITY

Fiscal Year	Activities	Budgeted	Spent	Balance
FY 2010-11				\$ -
FY 2009-10 & Prior				\$ -
<b>Project to date</b>				<b>\$ -</b>

**EST. PROJECT START:** MONTH/ YEAR Dec 2011 **PROJECT END:** MONTH/ YEAR Feb 2012 **PREPARED BY** T. Vastola

**FIRE**

**CAPITAL IMPROVEMENT PROJECTS  
FUND 340 - FIRE SERVICES**

PROJECT NUMBER	PROJECT DESCRIPTION	AMENDED BUDGET	REQUESTED	2012-13	2013-14	2014-15	2015-16
		2010-11	2011-12				
N/A	Fire Station 1 Reservation (Fund Balance)*	500,000	500,000	500,000	500,000	500,000	500,000
12E03	Fire Boat Replacement	0	500,000	0	0	0	0
12E04	Special Events Rescue Vehicle (Repl.)	0	25,000	0	0	0	0
12E05	Fire Station Alerting System Station 1	0	50,000	0	0	0	0
12E06	Phillips Lifepack Units	0	50,000	50,000	0	0	0
12E07	Zoll Auto Pulse Units	0	45,000	45,000	0	0	0
12E08	Self Contained Breathing Apparatus	0	27,500	27,500	27,500	27,500	27,500
12E10	Rescue Rotary Saws	0	21,500	0	0	0	0
12E11	Portable Radios	0	15,000	15,000	15,000	15,000	15,000
12E13	Thermal Imager	0	12,500	0	0	0	0
12E14	Air Monitors	0	13,000	0	0	0	0
11E07	Fire Station 1 Renovations	75,000	75,000	0	0	0	0
	Fire Prevention Inspector Vehicle (Repl.)	0	0	25,000	55,000	0	0
	Fire Marshall Vehicle (Replacement)	0	0	40,000	0	0	0
	Bunker Gear Lockers	0	0	25,000	0	0	0
	Telestaff	0	0	40,000	0	0	0
	EPIC Voice Amplifier	0	0	11,500	0	0	0
	Fire Station No. 2 Renovation	0	0	200,000	0	0	0
	SWAT Medics Equipment	0	0	14,000	0	0	0
	Inflatable Boat	0	0	20,000	0	0	0
	Rescue Co. 2 - Fully Equipped (Repl.)	0	0	700,000	0	0	0
	Self Contained Breathing App. Upgrade	0	0	97,500	0	0	0
	Fire Station No. 3 Renovation	0	0	50,000	0	0	0
	Fitness Equipment for Wellness Program	0	0	32,000	0	0	0
	Engine Co. 2 - Fully Equipped (Repl.)	0	0	0	600,000	0	0
	Fire Station Design and Construction	0	0	0	300,000	1,200,000	0
11E01	Training/Safety Vehicle Replacement	34,000	0	0	0	0	0
11E02	Fire Engine 2	600,000	0	0	0	0	0
11E02	Miscellaneous Firefighting Equipment*	50,000	0	0	0	0	0
11E04	Wildlife Interface Equipment	45,000	0	0	0	0	0
11E05	Alerting System Station 2	25,000	0	0	0	0	0
11E07	Technical Rescue Team Equipment*	25,000	0	0	0	0	0
11E08	Mobile Data & Printers	27,000	0	0	0	0	0
11E09	Fire Hose Replacement*	10,000	0	0	0	0	0
11E10	Computers & Software (6)	14,000	0	0	0	0	0
11E11	Vehicle Extraction Tools	29,500	0	0	0	0	0
10E02	Note Books	4,077	0	0	0	0	0
10E07	Station 1 Remodel	38,707	0	0	0	0	0
10E10	Fire Truck Replacement	675,000	0	0	0	0	0
<b>TOTAL FIRE SERVICES</b>		<b>2,152,284</b>	<b>1,334,500</b>	<b>1,892,500</b>	<b>1,497,500</b>	<b>1,742,500</b>	<b>542,500</b>

\*Reclassified to Operating Budget for FY 11-12 and beyond



**City of Naples, Florida  
2011-2012 CAPITAL REQUEST**

**PROJECT NAME:** New Fire Station No. 1 Rebuild / Reservation  
**DEPARTMENT:** Naples Fire-Rescue Department **FUND:** Public Service Tax Fund  
**PROJECT NUMBER:** N/A **CIP SCORE:** 82 **DEPT RANK:** 1  
**PROJECT TYPE:** Replacement **OBJECTIVE:** Maintain Service **VISION PLAN:** Enhance Governance Capacity  
**PROJECT DESCRIPTION/LOCATION:** Fire Station #1 Rebuild // Reservation

**ACCOUNT NUMBER: 340-0810-522-60.20**

**JUSTIFICATION: (for vehicles, include type, year purchased, mileage/hours and prior year's maintenance costs)**  
 The current firehouse (Station 1) was built 16 years ago at non-commercial standards, and is nearing the end of its useful life. It is not ADA compliant and is not build built to withstand a significant wind or tidal surge as the result of a hurricane. The plan for new Station No. 1 will include four bays, separate housing and bath areas for the on-duty personnel, commercial grade kitchen and living areas and offices for the administrative and prevention staff, increasing from 7,500 SF to an estimated 12,000 SF. It will be built to withstand flood waters and a Category 5 hurricane. The new facility may be eligible for grants. Design will begin in FY 12, with construction to begin in FY13. Station 1 will remain in use during construction.

TOTAL PROJECT EXPENSES					
CAPITAL COSTS BY TYPE	FY 2011-12	FY 2012-13	FY 2013-14	FY 2014-15	FY 2015-16
Building and Improvements 60-20	500,000	500,000	500,000	500,000	500,000
Improvements other than Bldg 60-30					
Machinery/Equipment 60-40					
Vehicles 60-70					
Other					
<b>TOTAL COST</b>	<b>500,000</b>	<b>500,000</b>	<b>500,000</b>	<b>500,000</b>	<b>500,000</b>

Include any prior year carryforward\* in this requested amount.

ADDITIONAL OPERATING COSTS (such as utilities, maintenance), SAVINGS OR REVENUE					

FUNDING SOURCES					
How to Pay?	FY 2011-12	FY 2012-13	FY 2013-14	FY 2014-15	FY 2015-16
Operating Revenue	500,000	500,000	500,000	500,000	500,000
<b>TOTAL</b>	<b>500,000</b>	<b>500,000</b>	<b>500,000</b>	<b>500,000</b>	<b>500,000</b>

Funding Explanation: Public Service Tax  
 Totals for funding sources and project expenses must reconcile for each year.

*REFERENCE ONLY - PROJECT CARRY FORWARD FROM 2010-11 BUDGET					
<b>STATUS:</b>					
SUMMARY OF PRIOR ACTIVITY					
Fiscal Year	Activities	Budgeted	Reserved	Balance	
FY 2010-11	Fire Station Reserve	\$ 500,000	\$ 500,000	\$	-
FY 2009-10 & Prior				\$	-
<b>Project to date</b>				\$	-

**EST. PROJECT START:** MONTH/ YEAR Oct 2012 **PROJECT END:** MONTH/ YEAR Sep 2016 **PREPARED BY** Chief Stephen McInerny





## City of Naples, Florida 2011-2012 CAPITAL REQUEST

**PROJECT NAME:** Fire Boat 1  
**DEPARTMENT:** Naples Fire-Rescue Department **FUND:** Public Service Tax  
**PROJECT NUMBER:** 12E03 **CIP SCORE:** 67 **DEPT RANK:** 2  
**PROJECT TYPE:** Replacement **OBJECTIVE:** Maintain Service **VISION PLAN:** Enhance Governance Capacity  
**PROJECT DESCRIPTION/LOCATION:** Replace Fire Boat 1

**ACCOUNT NUMBER: 340-0810-522-60.70**

**JUSTIFICATION: (for vehicles, include type, year purchased, mileage/hours and prior year's maintenance costs)**

The current Fire Boat is a police boat that was retro-fitted as a stop gap measure with a fire pump strapped to the deck. It is a 23 foot 2002 Parker with 1405 hours on the motor - maintenance costs were approximately \$4000 and most were done in-house by off-duty firefighters. The City of Naples is surrounded with water and the need for a fire boat with marine safety considerations is vital. This new boat will provide the citizens of Naples with the appropriate fire and rescue protection for offshore, waterways and also serve as a secondary water source in the south district. This would assist the City in maintaining their current ISO rating, and provide for EMS and search and rescue operations when needed.

<b>TOTAL PROJECT EXPENSES</b>					
<b>CAPITAL COSTS BY TYPE</b>	<b>FY 2011-12</b>	<b>FY 2012-13</b>	<b>FY 2013-14</b>	<b>FY 2014-15</b>	<b>FY 2015-16</b>
Building and Improvements 60-20			-	-	-
Improvements other than Bldg 60-30					
Machinery/Equipment 60-40					
Vehicles 60-70	500,000		-		
Other					
<b>TOTAL COST</b>	<b>500,000</b>	-	-	-	-

Include any prior year carryforward\* in this requested amount.

<b>ADDITIONAL OPERATING COSTS (such as utilities, maintenance), SAVINGS OR REVENUE</b>					

<b>FUNDING SOURCES</b>					
<b>How to Pay?</b>	<b>FY 2011-12</b>	<b>FY 2012-13</b>	<b>FY 2013-14</b>	<b>FY 2014-15</b>	<b>FY 2015-16</b>
Operating Revenue	500,000	-	-		
<b>TOTAL</b>	<b>500,000</b>	-	-	-	-

Funding Explanation: Public Service Tax

Totals for funding sources and project expenses must reconcile for each year.

<b>*REFERENCE ONLY - PROJECT CARRY FORWARD FROM 2010-11 BUDGET</b>	
<b>STATUS:</b>	

<b>SUMMARY OF PRIOR ACTIVITY</b>				
<b>Fiscal Year</b>	<b>Activities</b>	<b>Budgeted</b>	<b>Spent</b>	<b>Balance</b>
FY 2010-11				\$ -
FY 2009-10 & Prior				\$ -
<b>Project to date</b>				<b>\$ -</b>

**EST. PROJECT START:** MONTH/ YEAR Oct 2011 **PROJECT END:** MONTH/ YEAR Sep 2012 **PREPARED BY** Chief Stephen McInerny



**City of Naples, Florida  
2011-2012 CAPITAL REQUEST**

**PROJECT NAME:** Special Event Response Vehicle  
**DEPARTMENT:** Naples Fire-Rescue Department **FUND:** Public Service Tax  
**PROJECT NUMBER:** 12E04 **CIP SCORE:** 68.5 **DEPT RANK:** 3  
**PROJECT TYPE:** Replacement **OBJECTIVE:** Maintain Service **VISION PLAN** Enhance Governance Capacity  
**PROJECT DESCRIPTION/LOCATION:** Replacement of SERV Cart - Special Event Response Vehicle used at all events throughout the City.

**ACCOUNT NUMBER: 340-0810-522-60.70**

**JUSTIFICATION: (for vehicles, include type, year purchased, mileage/hours and prior year's maintenance costs)**  
 The original SERV cart was donated by the Local 2174 prior to 1992. This vehicle is utilized at nearly all of the special events held around the City. Because of the age and extensive use, the old SERV cart needs to be replaced. The new unit would have more capability than the existing unit to provide enhanced rescue support at events where traditional rescue equipment will not be able to operate. The current SERV Cart is a 1986 Club Car with many, many hours, cost for repairs were minimal.

TOTAL PROJECT EXPENSES					
CAPITAL COSTS BY TYPE	FY 2011-12	FY 2012-13	FY 2013-14	FY 2014-15	FY 2015-16
Building and Improvements 60-20			-	-	-
Improvements other than Bldg 60-30					
Machinery/Equipment 60-40					
Vehicles 60-70	25,000				
Other					
<b>TOTAL COST</b>	<b>25,000</b>	-	-	-	-

Include any prior year carryforward\* in this requested amount.

ADDITIONAL OPERATING COSTS (such as utilities, maintenance), SAVINGS OR REVENUE					

FUNDING SOURCES					
How to Pay?	FY 2011-12	FY 2012-13	FY 2013-14	FY 2014-15	FY 2015-16
Operating Revenue	25,000				
<b>TOTAL</b>	<b>25,000</b>	-	-	-	-

Funding Explanation: Public Service Tax  
 Totals for funding sources and project expenses must reconcile for each year.

**\*REFERENCE ONLY - PROJECT CARRY FORWARD FROM 2010-11 BUDGET**

**STATUS:**

SUMMARY OF PRIOR ACTIVITY				
Fiscal Year	Activities	Budgeted	Spent	Balance
FY 2010-11				\$ -
FY 2009-10 & Prior				\$ -
<b>Project to date</b>				\$ -

**EST. PROJECT START:** MONTH/ YEAR Oct 2011 **PROJECT END:** MONTH/ YEAR Sep 2012 **PREPARED BY** Chief Stephen McInerny



## City of Naples, Florida 2011-2012 CAPITAL REQUEST

**PROJECT NAME:** Fire Station Alerting System  
**DEPARTMENT:** Naples Fire-Rescue Department **FUND:** Public Service Tax  
**PROJECT NUMBER:** 12E05 **CIP SCORE:** 60.5 **DEPT RANK:** 4  
**PROJECT TYPE:** New **OBJECTIVE:** Upgrade Service **VISION PLAN** Enhance Governance Capacity  
**PROJECT DESCRIPTION/LOCATION:** Alerting Systems for Fire Station #1

**ACCOUNT NUMBER: 340-0810-522-60-20**

**JUSTIFICATION: (for vehicles, include type, year purchased, mileage/hours and prior year's maintenance costs)**

Station alerting systems provide faster response by assigning the system to manage doors, lights, engaging P.A. systems for voice messages and other services. It picks up the same radio page as the emergency responders, and immediately begins its work. The unit controls unlocking and opening overhead doors; turning on bay lights, turning off appliances such as stoves; engaging thermostat setbacks; lighting the sleeping quarters, disengaging fire truck chargers and air brake pre-compressors; engaging Right-Of-Way lights and strobes to alert drivers. Station alert systems reduce response time.

TOTAL PROJECT EXPENSES					
CAPITAL COSTS BY TYPE	FY 2011-12	FY 2012-13	FY 2013-14	FY 2014-15	FY 2015-16
Building and Improvements 60-20	50,000				
Improvements other than Bldg 60-30					
Machinery/Equipment 60-40	-	-			
Vehicles 60-70					
Other					
<b>TOTAL COST</b>	<b>50,000</b>	-	-	-	-

Include any prior year carryforward\* in this requested amount.

ADDITIONAL OPERATING COSTS (such as utilities, maintenance), SAVINGS OR REVENUE					

FUNDING SOURCES					
How to Pay?	FY 2011-12	FY 2012-13	FY 2013-14	FY 2014-15	FY 2015-16
Operating Revenue	50,000	-			
<b>TOTAL</b>	<b>50,000</b>	-	-	-	-

Funding Explanation: Public Service Tax

Totals for funding sources and project expenses must reconcile for each year.

**\*REFERENCE ONLY - PROJECT CARRY FORWARD FROM 2010-11 BUDGET**

**STATUS:** A similar item for Station 2 was budgeted for \$25,000 in FY 10-11.

**SUMMARY OF PRIOR ACTIVITY**

Fiscal Year	Activities	Budgeted	Spent	Balance
FY 2010-11				\$ -
FY 2009-10 & Prior				\$ -
<b>Project to date</b>				<b>\$ -</b>

**EST. PROJECT START:** MONTH/ YEAR Oct 2011 **PROJECT END:** MONTH/ YEAR Sep 2012 **PREPARED BY** Chief Stephen McInerney





**City of Naples, Florida  
2011-2012 CAPITAL REQUEST**

**PROJECT NAME:** Phillips Lifepack Monitors  
**DEPARTMENT:** Naples Fire-Rescue Department **FUND:** Public Service Tax  
**PROJECT NUMBER:** 12E06 **CIP SCORE:** 65 **DEPT RANK:** 5  
**PROJECT TYPE:** New **OBJECTIVE:** Upgrade Service **VISION PLAN:** Enhance Governance Capacity  
**PROJECT DESCRIPTION/LOCATION:** 4 Phillips Lifepack Monitors for apparatus

**ACCOUNT NUMBER:** 340-0810-522-60-40

**JUSTIFICATION: (for vehicles, include type, year purchased, mileage/hours and prior year's maintenance costs)**  
 Philips Lifepack Heart monitors provide Paramedics with the information and tools necessary for the Firefighter/Paramedics to properly assess cardiac patients and monitor patients with potential cardiac problems. These units would be similar to units currently in-service on Collier County Emergency Medical Services vehicles. The acquisition of these monitors represents additional, enhanced capabilities for the community. Each monitor is \$25,000 and this assumes a two year acquisition plan.

<b>TOTAL PROJECT EXPENSES</b>					
<b>CAPITAL COSTS BY TYPE</b>	<b>FY 2011-12</b>	<b>FY 2012-13</b>	<b>FY 2013-14</b>	<b>FY 2014-15</b>	<b>FY 2015-16</b>
Building and Improvements 60-20					
Improvements other than Bldg 60-30					
Machinery/Equipment 60-40	50,000	50,000			
Vehicles 60-70					
Other					
<b>TOTAL COST</b>	<b>50,000</b>	<b>50,000</b>	-	-	-

Include any prior year carryforward\* in this requested amount.

<b>ADDITIONAL OPERATING COSTS (such as utilities, maintenance), SAVINGS OR REVENUE</b>					

<b>FUNDING SOURCES</b>					
<b>How to Pay?</b>	<b>FY 2011-12</b>	<b>FY 2012-13</b>	<b>FY 2013-14</b>	<b>FY 2014-15</b>	<b>FY 2015-16</b>
Operating Revenue	50,000	50,000			
<b>TOTAL</b>	<b>50,000</b>	<b>50,000</b>	-	-	-

Funding Explanation: Public Service Tax  
 Totals for funding sources and project expenses must reconcile for each year.

**\*REFERENCE ONLY - PROJECT CARRY FORWARD FROM 2010-11 BUDGET**  
**STATUS:**

<b>SUMMARY OF PRIOR ACTIVITY</b>				
<b>Fiscal Year</b>	<b>Activities</b>	<b>Budgeted</b>	<b>Spent</b>	<b>Balance</b>
FY 2010-11				\$ -
FY 2009-10 & Prior				\$ -
<b>Project to date</b>				\$ -

**EST. PROJECT START:** MONTH/ YEAR Oct 2011 **PROJECT END:** MONTH/ YEAR Sep 2013 **PREPARED BY** Chief Stephen McInerny





## City of Naples, Florida 2011-2012 CAPITAL REQUEST

**PROJECT NAME:** Zoll Auto Pulse  
**DEPARTMENT:** Naples Fire-Rescue Department **FUND:** Public Service Tax  
**PROJECT NUMBER:** 12E07 **CIP SCORE:** 59.5 **DEPT RANK:** 6  
**PROJECT TYPE:** New **OBJECTIVE:** Upgrade Service **VISION PLAN:** Enhance Governance Capacity  
**PROJECT DESCRIPTION/LOCATION:** Equip Fire Apparatus with 4 Zoll Auto Pulse

**ACCOUNT NUMBER:** 340-0810-522-60-40

**JUSTIFICATION: (for vehicles, include type, year purchased, mileage/hours and prior year's maintenance costs)**

The Zoll Auto Pulse is used to give automated compressions to cardiac arrest victims. It automatically sizes the patient and determines the appropriate depth of compression and continues the compressions at the proper rate. This enables the Firemedics and EMT's to focus on medication administration, airway management and transportation needs while providing better blood circulation for patient. These units are currently in-service on the Collier County Emergency Medical Services ambulances. Each unit costs \$22,500, with this project expected to span two years.

<b>TOTAL PROJECT EXPENSES</b>					
<b>CAPITAL COSTS BY TYPE</b>	<b>FY 2011-12</b>	<b>FY 2012-13</b>	<b>FY 2013-14</b>	<b>FY 2014-15</b>	<b>FY 2015-16</b>
Building and Improvements 60-20					
Improvements other than Bldg 60-30					
Machinery/Equipment 60-40	45,000	45,000			
Vehicles 60-70					
Other					
<b>TOTAL COST</b>	<b>45,000</b>	<b>45,000</b>	-	-	-

Include any prior year carryforward\* in this requested amount.

<b>ADDITIONAL OPERATING COSTS (such as utilities, maintenance), SAVINGS OR REVENUE</b>					

<b>FUNDING SOURCES</b>					
<b>How to Pay?</b>	<b>FY 2011-12</b>	<b>FY 2012-13</b>	<b>FY 2013-14</b>	<b>FY 2014-15</b>	<b>FY 2015-16</b>
Operating Revenue	45,000	45,000			
<b>TOTAL</b>	<b>45,000</b>	<b>45,000</b>	-	-	-

Funding Explanation: Public Service Tax

Totals for funding sources and project expenses must reconcile for each year.

**\*REFERENCE ONLY - PROJECT CARRY FORWARD FROM 2010-11 BUDGET**

**STATUS:**

**SUMMARY OF PRIOR ACTIVITY**

<b>Fiscal Year</b>	<b>Activities</b>	<b>Budgeted</b>	<b>Spent</b>	<b>Balance</b>
FY 2010-11				\$ -
FY 2009-10 & Prior				\$ -
<b>Project to date</b>				<b>\$ -</b>

**EST. PROJECT START:** MONTH/ YEAR Oct 2011 **PROJECT END:** MONTH/ YEAR Sep 2013 **PREPARED BY** Chief Stephen McInerny



**City of Naples, Florida  
2011-2012 CAPITAL REQUEST**

**PROJECT NAME:** SCBA Air Pack and Cylinder Upgrade // Replacement  
**DEPARTMENT:** Naples Fire-Rescue Department **FUND:** Public Service Tax  
**PROJECT NUMBER:** 12E08 **CIP SCORE:** 67 **DEPT RANK:** 7  
**PROJECT TYPE:** Replacement **OBJECTIVE:** Maintain Service **VISION PLAN:** Enhance Governance Capacity  
**PROJECT DESCRIPTION/LOCATION:** SCBA Air Pack Upgrade and Replacement

**ACCOUNT NUMBER: 340-0810-522-60.40**

**JUSTIFICATION: (for vehicles, include type, year purchased, mileage/hours and prior year's maintenance costs)**  
 The City currently uses NXG-2 air packs that were designed in 2002; they are an older model with considerably less features than the NXG-7 air packs. The NXG-7 have several new advancements such as Pak tracking equipment and fire ground monitoring. Our NXG-2 air packs are definitely showing wear and tear and several have been removed from service for repairs. There has been a steep increase in the "out of service" time in the past few months. This request also adds new light weight composite 30 minute air cylinders. Total cost for 30 SCBA and cylinders is \$137,500, and the replacement program will be a five year plan.

TOTAL PROJECT EXPENSES					
CAPITAL COSTS BY TYPE	FY 2011-12	FY 2012-13	FY 2013-14	FY 2014-15	FY 2015-16
Building and Improvements 60-20					
Improvements other than Bldg 60-30					
Machinery/Equipment 60-40	27,500	27,500	27,500	27,500	27,500
Vehicles 60-70					
Other					
<b>TOTAL COST</b>	<b>27,500</b>	<b>27,500</b>	<b>27,500</b>	<b>27,500</b>	<b>27,500</b>

Include any prior year carryforward\* in this requested amount.

ADDITIONAL OPERATING COSTS (such as utilities, maintenance), SAVINGS OR REVENUE					

FUNDING SOURCES					
How to Pay?	FY 2011-12	FY 2012-13	FY 2013-14	FY 2014-15	FY 2015-16
Operating Revenue	27,500	27,500	27,500	27,500	27,500
<b>TOTAL</b>	<b>27,500</b>	<b>27,500</b>	<b>27,500</b>	<b>27,500</b>	<b>27,500</b>

Funding Explanation: Public Serv Tax  
 Totals for funding sources and project expenses must reconcile for each year.

**\*REFERENCE ONLY - PROJECT CARRY FORWARD FROM 2010-11 BUDGET**  
**STATUS:**

SUMMARY OF PRIOR ACTIVITY				
Fiscal Year	Activities	Budgeted	Spent	Balance
FY 2010-11				\$ -
FY 2009-10 & Prior				\$ -
<b>Project to date</b>				\$ -

**EST. PROJECT START:** MONTH/ YEAR  **PROJECT END:** MONTH/ YEAR  **PREPARED BY:** Chief Stephen McInerny



## City of Naples, Florida 2011-2012 CAPITAL REQUEST

**PROJECT NAME:** Rotary Rescue Saws  
**DEPARTMENT:** Naples Fire-Rescue Department **FUND:** Public Service Tax  
**PROJECT NUMBER:** 12E10 **CIP SCORE:** 61.5 **DEPT RANK:** 9  
**PROJECT TYPE:** Replacement **OBJECTIVE:** Maintain Service **VISION PLAN:** Enhance Governance Capacity  
**PROJECT DESCRIPTION/LOCATION:** The replacement of ten existing circular rescue saws

**ACCOUNT NUMBER:** 340-0810-522-60-40

**JUSTIFICATION: (for vehicles, include type, year purchased, mileage/hours and prior year's maintenance costs)**

The department currently uses the Stihl TS 400 Cut-Off Saw for firefighting and rescue. These saws were purchased in 1998 and are designed for conventional construction usage. These saws are nearing the end of their useful life, and there are opportunities for new, reliable, safe and functional rescue saws, designed for use in the smoky environment. Ergonomic designs and light weight units will keep firefighters safer during deployment and operations.

TOTAL PROJECT EXPENSES					
CAPITAL COSTS BY TYPE	FY 2011-12	FY 2012-13	FY 2013-14	FY 2014-15	FY 2015-16
Building and Improvements 60-20					
Improvements other than Bldg 60-30					
Machinery/Equipment 60-40	21,500	-	-	-	-
Vehicles 60-70					
Other					
<b>TOTAL COST</b>	<b>21,500</b>	<b>-</b>	<b>-</b>	<b>-</b>	<b>-</b>

Include any prior year carryforward\* in this requested amount.

ADDITIONAL OPERATING COSTS (such as utilities, maintenance), SAVINGS OR REVENUE					

FUNDING SOURCES					
How to Pay?	FY 2011-12	FY 2012-13	FY 2013-14	FY 2014-15	FY 2015-16
Operating Revenue	21,500	-	-	-	-
<b>TOTAL</b>	<b>21,500</b>	<b>-</b>	<b>-</b>	<b>-</b>	<b>-</b>

Funding Explanation: Public Service Tax

Totals for funding sources and project expenses must reconcile for each year.

**\*REFERENCE ONLY - PROJECT CARRY FORWARD FROM 2010-11 BUDGET**

**STATUS:**

**SUMMARY OF PRIOR ACTIVITY**

Fiscal Year	Activities	Budgeted	Spent	Balance
FY 2010-11				\$ -
FY 2009-10 & Prior				\$ -
<b>Project to date</b>				<b>\$ -</b>

**EST. PROJECT START:** MONTH/ YEAR Oct 2011 **PROJECT END:** MONTH/ YEAR Dec 2011 **PREPARED BY** Chief Stephen McInerny





## City of Naples, Florida 2011-2012 CAPITAL REQUEST

**PROJECT NAME:** 800 MHz Portable Radios Replacements  
**DEPARTMENT:** Naples Fire Rescue Department **FUND:** Public Service Tax  
**PROJECT NUMBER:** 12E11 **CIP SCORE:** 63 **DEPT RANK:** 10  
**PROJECT TYPE:** Replacement **OBJECTIVE:** Maintain Service **VISION PLAN:** Enhance Governance Capacity  
**PROJECT DESCRIPTION/LOCATION:** Replacement of portable radios

**ACCOUNT NUMBER: 340-0810-522-60-40**

**JUSTIFICATION: (for vehicles, include type, year purchased, mileage/hours and prior year's maintenance costs)**

This is a 5-year fiscal plan for orderly and prioritized replacement of Fire Rescue portable radios. Portable radios that are beyond their published service life (5-7 years) are no longer supported by the manufacturer and out of the provided warranty for repairs which can be very expensive.

TOTAL PROJECT EXPENSES					
CAPITAL COSTS BY TYPE	FY 2011-12	FY 2012-13	FY 2013-14	FY 2014-15	FY 2015-16
Building and Improvements 60-20					
Improvements other than Bldg 60-30					
Machinery/Equipment 60-40	15,000	15,000	15,000	15,000	15,000
Vehicles 60-70					
Other					
<b>TOTAL COST</b>	<b>15,000</b>	<b>15,000</b>	<b>15,000</b>	<b>15,000</b>	<b>15,000</b>

Include any prior year carryforward\* in this requested amount.

ADDITIONAL OPERATING COSTS (such as utilities, maintenance), SAVINGS OR REVENUE					

FUNDING SOURCES					
How to Pay?	FY 2011-12	FY 2012-13	FY 2013-14	FY 2014-15	FY 2015-16
Operating Revenue	15,000	15,000	11,000	11,000	15,000
<b>TOTAL</b>	<b>15,000</b>	<b>15,000</b>	<b>11,000</b>	<b>11,000</b>	<b>15,000</b>

Funding Explanation: Public Serv Tax

Totals for funding sources and project expenses must reconcile for each year.

**\*REFERENCE ONLY - PROJECT CARRY FORWARD FROM 2010-11 BUDGET**

**STATUS:**

**SUMMARY OF PRIOR ACTIVITY**

Fiscal Year	Activities	Budgeted	Spent	Balance
FY 2010-11				\$ -
FY 2009-10 & Prior				\$ -
<b>Project to date</b>				<b>\$ -</b>

**EST. PROJECT START:** MONTH/ YEAR Oct 2011 **PROJECT END:** MONTH/ YEAR Sep 2016 **PREPARED BY** Chief McInerny





**City of Naples, Florida  
2011-2012 CAPITAL REQUEST**

**PROJECT NAME:** Thermal Imager  
**DEPARTMENT:** Naples Fire-Rescue Department **FUND:** Public Service Tax  
**PROJECT NUMBER:** 12E13 **CIP SCORE:** 61.5 **DEPT RANK:** 11  
**PROJECT TYPE:** Replacement **OBJECTIVE:** Maintain Service **VISION PLAN:** Enhance Governance Capacity  
**PROJECT DESCRIPTION/LOCATION:** The replacement of the existing thermal imager.

**ACCOUNT NUMBER: 340-0810-522-60.40**

**JUSTIFICATION: (for vehicles, include type, year purchased, mileage/hours and prior year's maintenance costs)**  
 The Thermal Imager was purchased in 2000; it is a Scott Eagle Imager 2 and is large and bulky to handle. Technology has come a long way and capabilities have increased tremendously. The thermal imager is a must for structural firefighting.

<b>TOTAL PROJECT EXPENSES</b>					
<b>CAPITAL COSTS BY TYPE</b>	<b>FY 2011-12</b>	<b>FY 2012-13</b>	<b>FY 2013-14</b>	<b>FY 2014-15</b>	<b>FY 2015-16</b>
Building and Improvements 60-20					
Improvements other than Bldg 60-30					
Machinery/Equipment 60-40	12,500				
Vehicles 60-70					
Other					
<b>TOTAL COST</b>	<b>12,500</b>	-	-	-	-

Include any prior year carryforward\* in this requested amount.

<b>ADDITIONAL OPERATING COSTS (such as utilities, maintenance), SAVINGS OR REVENUE</b>					

<b>FUNDING SOURCES</b>					
<b>How to Pay?</b>	<b>FY 2011-12</b>	<b>FY 2012-13</b>	<b>FY 2013-14</b>	<b>FY 2014-15</b>	<b>FY 2015-16</b>
Operating Revenue	12,500				
	-	-	-	-	-
<b>TOTAL</b>	<b>12,500</b>	-	-	-	-

**Funding Explanation:** Public Serv Tax  
 Totals for funding sources and project expenses must reconcile for each year.

**\*REFERENCE ONLY - PROJECT CARRY FORWARD FROM 2010-11 BUDGET**  
**STATUS:**

<b>SUMMARY OF PRIOR ACTIVITY</b>				
<b>Fiscal Year</b>	<b>Activities</b>	<b>Budgeted</b>	<b>Spent</b>	<b>Balance</b>
FY 2010-11				\$ -
FY 2009-10 & Prior				\$ -
<b>Project to date</b>				\$ -

**EST. PROJECT START:** MONTH/ YEAR Dec 2011 **PROJECT END:** MONTH/ YEAR May 2012 **PREPARED BY** Chief Stephen McInerny



**City of Naples, Florida  
2011-2012 CAPITAL REQUEST**

**PROJECT NAME:** Air Monitoring Equipment  
**DEPARTMENT:** Fire-Rescue Department **FUND:** Public Service Tax Fund  
**PROJECT NUMBER:** 12E14 **CIP SCORE:** 66.5 **DEPT RANK:** 12  
**PROJECT TYPE:** New **OBJECTIVE:** Upgrade Service **VISION PLAN** Enhance Governance Capacity  
**PROJECT DESCRIPTION/LOCATION:** The goal is to place new four-gas monitors on the five in town apparatus, one at Fire Station 3, and have a spare, for a total of 7 four-gas monitors.

**ACCOUNT NUMBER:**

**JUSTIFICATION: (for vehicles, include type, year purchased, mileage/hours and prior year's maintenance costs)**  
 Currently NFRD has two 4-gas monitors; one on Engine 2 and one on Engine 9. Both have been out of service numerous times in the past year. Other units respond to calls where these devices are needed such as smell of gas, attempted suicide by either Hydrogen Sulfide, or Carbon monoxide, and structure fires. Having the same monitors on the apparatus will make for ease of use. Having a spare monitor will allow for routine maintenance and calibration without leaving an apparatus without a monitor. The monitors and calibration stand have data logging capabilities which will keep a record of levels when the devices are used and whether a monitor passes or fails calibration. This function will be helpful on major incidents and possible litigation after incidents. These monitors are warranted for three years.

TOTAL PROJECT EXPENSES					
CAPITAL COSTS BY TYPE	FY 2011-12	FY 2012-13	FY 2013-14	FY 2014-15	FY 2015-16
Building and Improvements 60-20					
Improvements other than Bldg 60-30					
Machinery/Equipment 60-40	13,000	-	-	-	-
Vehicles 60-70					
Other					
<b>TOTAL COST</b>	<b>13,000</b>	-	-	-	-

Include any prior year carryforward\* in this requested amount.

ADDITIONAL OPERATING COSTS (such as utilities, maintenance), SAVINGS OR REVENUE					

FUNDING SOURCES					
How to Pay?	FY 2011-12	FY 2012-13	FY 2013-14	FY 2014-15	FY 2015-16
Operating Revenue	13,000	-	-	-	-
<b>TOTAL</b>	<b>13,000</b>	-	-	-	-

Funding Explanation:

Totals for funding sources and project expenses must reconcile for each year.

**\*REFERENCE ONLY - PROJECT CARRY FORWARD FROM 2010-11 BUDGET**  
**STATUS:**

SUMMARY OF PRIOR ACTIVITY				
Fiscal Year	Activities	Budgeted	Spent	Balance
FY 2010-11				\$ -
FY 2009-10 & Prior				\$ -
<b>Project to date</b>				\$ -

**EST. PROJECT START:** MONTH/ YEAR Oct 2011 **PROJECT END:** MONTH/ YEAR Oct 2012 **PREPARED BY** Chief Stephen McInerny



**City of Naples, Florida  
2011-2012 CAPITAL REQUEST**

**PROJECT NAME:** Fire Station #1 Renovation  
**DEPARTMENT:** Naples Fire-Rescue Department **FUND:** Public Service Tax  
**PROJECT NUMBER:** 11E07 **CIP SCORE:** 77.5 **DEPT RANK:** 13  
**PROJECT TYPE:** Carry forward\* **OBJECTIVE:** Maintain Service **VISION PLAN:** Enhance Governance Capacity  
**PROJECT DESCRIPTION/LOCATION:** Renovations to Fire Station #1

**ACCOUNT NUMBER: 340-0810-522-60.20**

**JUSTIFICATION: (for vehicles, include type, year purchased, mileage/hours and prior year's maintenance costs)**

The remodel of Fire Station # 1 will complete the renovation of the old Station it includes the reconfiguration of the dormitory space to better comply with modesty and cultural issues prevalent in the fire service today. This includes elimination of one bathroom to enlarge the supervisor's work space. The project covers approximately 3,020 square feet. The main work area encompasses the bunk rooms, office, and hallway at approximately 1,300 square feet. There are additional expenses incurred by keeping parts of the facility in operation while the work is performed. The estimated costs run around \$205/sq ft.

<b>TOTAL PROJECT EXPENSES</b>					
<b>CAPITAL COSTS BY TYPE</b>	<b>FY 2011-12</b>	<b>FY 2012-13</b>	<b>FY 2013-14</b>	<b>FY 2014-15</b>	<b>FY 2015-16</b>
Building and Improvements 60-20	75,000	-	-	-	-
Improvements other than Bldg 60-30					
Machinery/Equipment 60-40					
Vehicles 60-70					
Other					
<b>TOTAL COST</b>	<b>75,000</b>	-	-	-	-

Include any prior year carryforward\* in this requested amount.

<b>ADDITIONAL OPERATING COSTS (such as utilities, maintenance), SAVINGS OR REVENUE</b>					

<b>FUNDING SOURCES</b>					
<b>How to Pay?</b>	<b>FY 2011-12</b>	<b>FY 2012-13</b>	<b>FY 2013-14</b>	<b>FY 2014-15</b>	<b>FY 2015-16</b>
Operating Revenue	75,000				
<b>TOTAL</b>	<b>75,000</b>	-	-	-	-

Funding Explanation: Public Service Tax

Totals for funding sources and project expenses must reconcile for each year.

**\*REFERENCE ONLY - PROJECT CARRY FORWARD FROM 2010-11 BUDGET**

**STATUS:** Only \$75,000 will be used in 10-11, with the remainder to be carried into 2011-12

**SUMMARY OF PRIOR ACTIVITY**

<b>Fiscal Year</b>	<b>Activities</b>	<b>Budgeted</b>	<b>Spent</b>	<b>Balance</b>
FY 2010-11	Exterior and interior painting, flooring	\$ 150,000	\$ 75,000	\$ 75,000
FY 2009-10 & Prior	Kitchen Remodel, Tile flooring, generator	\$ 100,000	\$ 96,500	\$ 3,500
<b>Project to date</b>				\$ 78,500

**EST. PROJECT START:** MONTH/ YEAR Oct 2009 **PROJECT END:** MONTH/ YEAR Sep 2012 **PREPARED BY** Chief Stephen McInerny


City of Naples, Florida  
2011-2012 CAPITAL REQUEST



PROJECT NAME: Fire Station #1 Renovation  
 DEPARTMENT: Public Safety Department  
 PROJECT NUMBER: 1107  
 PROJECT TYPE: Fire Station  
 PROJECT DESCRIPTION/LOCATION: Renovations to Fire Station #1  
 OBJECTIVE: Enhance Fire Station Capacity  
 DEPT RANK: 13  
 FUND: Public Safety Tax

ACCOUNT NUMBER: 140-0010-311-60-30  
 JUSTIFICATION: This project is a renovation of the existing fire station. The project includes the renovation of the existing fire station and the construction of a new fire station. The project is a capital project and is not eligible for funding from the operating budget. The project is a capital project and is not eligible for funding from the operating budget. The project is a capital project and is not eligible for funding from the operating budget.

**This page was intentionally left blank**



TOTAL: \$1,000,000  
 Funding Explanation: Public Safety Tax  
 Total for funding request and project expenses must be zero for each year.

\*REFERENCE ONLY - PROJECT CARRY FORWARD FROM 2010-11 BUDGET  
 STATUS: Only \$12,000 will be used in 10-11, with the remainder to be carried into 2011-12

SUMMARY OF PRIOR ACTIVITY				
Fiscal Year	Activities	Est. period	Spent	Balance
FY 2010-11	Project and related funding	\$ 1,000,000	\$ 988,000	\$ 12,000
FY 2009-10 & prior	Project and related funding	\$ 100,000	\$ 90,500	\$ 9,500
Project to date				\$ 21,500

EST. PROJECT START: Oct 2010 PROJECT END: Sep 2012 PREPARED BY: Crist Siskin, McNamy  
 MONTHLY YEAR: MONTHLY YEAR



# COMMUNITY SERVICES

## CAPITAL IMPROVEMENT PROJECTS FUND 340 - COMMUNITY SERVICES

CIP ID	PROJECT DESCRIPTION	DEPT REQUEST		2012-13	2013-14	2014-15	2015-16
		BUDGET 2010-11	2011-12				
<b>COMMUNITY SERVICES-PARKS &amp; PARKWAYS</b>							
12F26	Tree Fill-In and Replacement Program	100,000	100,000	100,000	100,000	100,000	100,000
<b>TOTAL CS/PARKS &amp; PARKWAYS</b>		<b>100,000</b>	<b>100,000</b>	<b>100,000</b>	<b>100,000</b>	<b>100,000</b>	<b>100,000</b>
<b>COMMUNITY SERVICES-RECREATION</b>							
12G11	Facility Renovations and Replacements	50,000	50,000	50,000	50,000	50,000	50,000
12G04	Citywide Playground Improvements	50,000	50,000	50,000	50,000	50,000	50,000
12G03	River Park Aquatic Facility*	150,000	1,500,000	0	0	0	0
12G15	River Park Computer Lab	10,000	6,800	6,800	6,800	6,800	6,800
12G05	Norris Center Renovations & Replacements	30,000	30,000	30,000	30,000	30,000	30,000
	City Dog Park	185,000	0	0	0	0	0
<b>TOTAL CS/RECREATION</b>		<b>475,000</b>	<b>1,636,800</b>	<b>136,800</b>	<b>136,800</b>	<b>136,800</b>	<b>136,800</b>
<b>COMMUNITY SERVICES-FACILITY MAINTENANCE</b>							
12I12	Preserve-Roof Replacement	0	50,000	0	0	0	0
12I07	Replacement Elements and Amenities	30,000	30,000	30,000	30,000	30,000	30,000
12I03	Replace doors at various City facilities	25,000	25,000	25,000	25,000	25,000	25,000
12I01	Replacement HVAC	20,000	20,000	20,000	20,000	20,000	20,000
12I02	FPCC - Renovations & Replacements	30,000	30,000	0	0	0	0
12I04	RP & AP Renov. & Replacements	20,000	20,000	20,000	20,000	20,000	20,000
	City Hall carpet/tile replacement	0	0	35,000	0	0	0
<b>TOTAL CS/FACILITY MAINTENANCE</b>		<b>125,000</b>	<b>175,000</b>	<b>130,000</b>	<b>95,000</b>	<b>95,000</b>	<b>95,000</b>
<b>TOTAL COMMUNITY SERVICES</b>		<b>700,000</b>	<b>1,911,800</b>	<b>366,800</b>	<b>331,800</b>	<b>331,800</b>	<b>331,800</b>

\* River Park Pool, originally budgeted in the amount of \$1,000,000 for FY10-11, will expend \$150,000 on design only in FY10-1:



**City of Naples, Florida  
2011-2012 CAPITAL REQUEST**

**PROJECT NAME:** Tree Fill-In and Replacement Program  
**DEPARTMENT:** Community Service/Parks & Parkways **FUND:** 340  
**PROJECT NUMBER:** 12F26 **CIP SCORE:** 57.5 **DEPT RANK:** 2  
**PROJECT TYPE:** Ongoing Maint. **OBJECTIVE:** Maintain Service **VISION PLAN** Green Jewel of SW Florida  
**PROJECT DESCRIPTION/LOCATION:** Replacement of missing and diseased trees throughout the City.

**ACCOUNT NUMBER: 340.0913.572.60.30**

**JUSTIFICATION: (for vehicles, include type, year purchased, mileage/hours and prior year's maintenance costs)**

Funding provides a continuation of tree replacement within the City. Using specific species, an estimated 250 trees per year will be planted until identified vacant sites have been planted. In addition to the tree fill-in program, continued removal of infected Queen palms throughout the City sites remains necessary because of Ganoderma Disease. Plantings are warranted for first year and the price includes fertilization, water and replacement costs as required.

<b>TOTAL PROJECT EXPENSES</b>					
<b>CAPITAL COSTS BY TYPE</b>	<b>FY 2011-12</b>	<b>FY 2012-13</b>	<b>FY 2013-14</b>	<b>FY 2014-15</b>	<b>FY 2015-16</b>
<b>Building and Improvements 60-20</b>					
<b>Improvements other than Bldg 60-30</b>	100,000	100,000	100,000	100,000	100,000
<b>Machinery/Equipment 60-40</b>					
<b>Vehicles 60-70</b>					
<b>Other</b>					
<b>TOTAL COST</b>	100,000	100,000	100,000	100,000	100,000

Include any prior year carryforward\* in this requested amount.

<b>ADDITIONAL OPERATING COSTS (such as utilities, maintenance), SAVINGS OR REVENUE</b>					
Fertilization, watering, etc.	3,500	3,500	3,500	3,500	3,500

<b>FUNDING SOURCES</b>					
<b>How to Pay?</b>	<b>FY 2011-12</b>	<b>FY 2012-13</b>	<b>FY 2013-14</b>	<b>FY 2014-15</b>	<b>FY 2015-16</b>
Operating Revenue      Public Svc Tax					
	100,000	100,000	100,000	100,000	100,000
<b>TOTAL</b>	100,000	100,000	100,000	100,000	100,000

Funding Explanation:

Totals for funding sources and project expenses must reconcile for each year.

**\*REFERENCE ONLY - PROJECT CARRY FORWARD FROM 2010-11 BUDGET**

**STATUS:**

**SUMMARY OF PRIOR ACTIVITY**

<b>Fiscal Year</b>	<b>Activities</b>	<b>Budgeted</b>	<b>Spent</b>	<b>Balance</b>
FY 2010-11	Tree Fill In	\$ 100,000	\$ 100,000	\$ -
				\$ -
<b>Project to date</b>				\$ -

**EST. PROJECT START:** MONTH/ YEAR Sep 2011 **PROJECT END:** MONTH/ YEAR Oct 2012 **PREPARED BY** J. Boscaglia



## City of Naples, Florida 2011-2012 CAPITAL REQUEST

**PROJECT NAME:** Facility Renovations and Replacements  
**DEPARTMENT:** Community Services/Admin **FUND:** 340  
**PROJECT NUMBER:** 12G11 **CIP SCORE:** 64.5 **DEPT RANK:** 1  
**PROJECT TYPE:** Ongoing Maint. **OBJECTIVE:** Maintain Service **VISION PLAN:** Extraordinary Quality of Life  
**PROJECT DESCRIPTION/LOCATION:** Ongoing facility upgrade items to parks city-wide.

**ACCOUNT NUMBER: 340.0901.572.60.30**

**JUSTIFICATION: (for vehicles, include type, year purchased, mileage/hours and prior year's maintenance costs)**

Funding provides a routine level of service for continued improvements and ongoing preventative maintenance initiatives to City park facilities, buildings, restrooms, pavilions, grounds, and other locations. These ongoing needs include exterior improvements i.e. walkways, lighting, fencing replacements, gazebo roofs, railings, bollards, basketball and tennis court resurfacing and restriping, bleachers and window awnings, security roll-up gates and doors; and interior improvements i.e. kitchen equipment, and carpet replacements. Locations of these projects varies based on need and may include Anthony and River Park, Cambier Park, Naples Preserve, Fleischmann Park, Naples Landing, Seagate or Lowdermilk Park.

<b>TOTAL PROJECT EXPENSES</b>					
<b>CAPITAL COSTS BY TYPE</b>	<b>FY 2011-12</b>	<b>FY 2012-13</b>	<b>FY 2013-14</b>	<b>FY 2014-15</b>	<b>FY 2015-16</b>
<b>Building and Improvements 60-20</b>					
<b>Improvements other than Bldg 60-30</b>	50,000	50,000	50,000	50,000	50,000
<b>Machinery/Equipment 60-40</b>					
<b>Vehicles 60-70</b>					
<b>Other</b>					
<b>TOTAL COST</b>	50,000	50,000	50,000	50,000	50,000

Include any prior year carryforward\* in this requested amount.

<b>ADDITIONAL OPERATING COSTS (such as utilities, maintenance), SAVINGS OR REVENUE</b>					

<b>FUNDING SOURCES</b>					
<b>How to Pay?</b>	<b>FY 2011-12</b>	<b>FY 2012-13</b>	<b>FY 2013-14</b>	<b>FY 2014-15</b>	<b>FY 2015-16</b>
<b>Operating Revenue</b> <b>Public Svc Tax</b>					
	50,000	50,000	50,000	50,000	50,000
<b>TOTAL</b>	50,000	50,000	50,000	50,000	50,000

Funding Explanation:

Totals for funding sources and project expenses must reconcile for each year.

**\*REFERENCE ONLY - PROJECT CARRY FORWARD FROM 2010-11 BUDGET**

**STATUS:**

**SUMMARY OF PRIOR ACTIVITY**

<b>Fiscal Year</b>	<b>Activities</b>	<b>Budgeted</b>	<b>Spent</b>	<b>Balance</b>
FY 2010-11	Maintenance	\$ 50,000	\$ 50,000	\$ -
				\$ -
<b>Project to date</b>				\$ -

**EST. PROJECT START:** MONTH/ YEAR Sep 2011    **PROJECT END:** MONTH/ YEAR Oct 2012    **PREPARED BY** Mike Leslie





**City of Naples, Florida  
2011-2012 CAPITAL REQUEST**

**PROJECT NAME:** Citywide Playground Improvements  
**DEPARTMENT:** Community Services/Parks-Parkways **FUND:** 340  
**PROJECT NUMBER:** 12G04 **CIP SCORE:** 46.5 **DEPT RANK:** 3  
**PROJECT TYPE:** Ongoing Maint. **OBJECTIVE:** Maintain Service **VISION PLAN** Extraordinary Quality of Life  
**PROJECT DESCRIPTION/LOCATION:** Replacement of playground elements at Landings, Cambier, Lowdermilk, Fleischmann, Anthony and River parks.

**ACCOUNT NUMBER: 340.0921.572.60.30**

**JUSTIFICATION: (for vehicles, include type, year purchased, mileage/hours and prior year's maintenance costs)**  
 This is an ongoing annual equipment replacement program to replace older, broken or deteriorating play elements at various City playgrounds. Additional play elements may be required that will supplement current playgrounds at Cambier, Lowdermilk, Fleischmann, Anthony and River Parks and at the Landings.

<b>TOTAL PROJECT EXPENSES</b>					
<b>CAPITAL COSTS BY TYPE</b>	<b>FY 2011-12</b>	<b>FY 2012-13</b>	<b>FY 2013-14</b>	<b>FY 2014-15</b>	<b>FY 2015-16</b>
Building and Improvements 60-20					
Improvements other than Bldg 60-30	50,000	50,000	50,000	50,000	50,000
Machinery/Equipment 60-40					
Vehicles 60-70					
Other					
<b>TOTAL COST</b>	50,000	50,000	50,000	50,000	50,000

Include any prior year carryforward\* in this requested amount.

<b>ADDITIONAL OPERATING COSTS (such as utilities, maintenance), SAVINGS OR REVENUE</b>					
Bolt, chain, seat, board replacements	1,200	1,200	1,200	1,200	1,200

<b>FUNDING SOURCES</b>					
<b>How to Pay?</b>	<b>FY 2011-12</b>	<b>FY 2012-13</b>	<b>FY 2013-14</b>	<b>FY 2014-15</b>	<b>FY 2015-16</b>
Operating Revenue      Public Svc Tax					
	50,000	50,000	50,000	50,000	50,000
<b>TOTAL</b>	50,000	50,000	50,000	50,000	50,000

Funding Explanation:  
 Totals for funding sources and project expenses must reconcile for each year.

**\*REFERENCE ONLY - PROJECT CARRY FORWARD FROM 2010-11 BUDGET**  
**STATUS:**

<b>SUMMARY OF PRIOR ACTIVITY</b>				
<b>Fiscal Year</b>	<b>Activities</b>	<b>Budgeted</b>	<b>Spent</b>	<b>Balance</b>
FY 2010-11	Playground	\$ 50,000	\$ 48,900	\$ 1,100
				\$ -
<b>Project to date</b>				\$ 1,100

**EST. PROJECT START:** MONTH/ YEAR Sep 2011 **PROJECT END:** MONTH/ YEAR Oct 2012 **PREPARED BY** J. Boscaglia



## City of Naples, Florida 2011-2012 CAPITAL REQUEST

**PROJECT NAME:** River Park Aquatic Facility  
**DEPARTMENT:** Community Services Recreation **FUND:** 340  
**PROJECT NUMBER:** 10G03 **CIP SCORE:** 62.5 **DEPT RANK:** 4  
**PROJECT TYPE:** Carry forward\* **OBJECTIVE:** Upgrade Service **VISION PLAN:** Extraordinary Quality of Life  
Operating Rev  
**PROJECT DESCRIPTION/LOCATION:** Replace River Park aquatic facility.

**ACCOUNT NUMBER: 340.0924.572.60.30**

**JUSTIFICATION: (for vehicles, include type, year purchased, mileage/hours and prior year's maintenance costs)**

The River Park pool is an aged facility that was built in 1959. Periodic renovations have been sufficient to offset mechanical or structural deficiencies. In November 2009 City council was presented 3 options to renovate or rebuild the outdated aquatic facility. City Council unanimously directed staff to pursue Option #1 which is to remove the existing pool, deck, bath house, etc. and rebuild with a 6 lane pool, a kiddie splash area, slides and a new bath house.

<b>TOTAL PROJECT EXPENSES</b>					
<b>CAPITAL COSTS BY TYPE</b>	<b>FY 2011-12</b>	<b>FY 2012-13</b>	<b>FY 2013-14</b>	<b>FY 2014-15</b>	<b>FY 2015-16</b>
<b>Building and Improvements 60-20</b>					
<b>Improvements other than Bldg 60-30</b>	1,500,000				
<b>Machinery/Equipment 60-40</b>					
<b>Vehicles 60-70</b>					
<b>Other</b>					
<b>TOTAL COST</b>	1,500,000	-	-	-	-

Include any prior year carryforward\* in this requested amount.

<b>ADDITIONAL OPERATING COSTS (such as utilities, maintenance), SAVINGS OR REVENUE</b>					
Utilities - water, electric & chlorine	3,500	3,500	3,500	3,500	3,500
Supplemental Staffing needs	25,000	50,000	50,000	50,000	50,000

<b>FUNDING SOURCES</b>					
<b>How to Pay?</b>	<b>FY 2011-12</b>	<b>FY 2012-13</b>	<b>FY 2013-14</b>	<b>FY 2014-15</b>	<b>FY 2015-16</b>
Operating Revenue      Public Svc Tax	934,000				
Other                      CRA Fund	550,000				
Grant	16,000				
<b>TOTAL</b>	1,500,000	0	0	0	0

The \$150,000 for design was expended from the Public Service Tax Fund in FY 11  
Totals for funding sources and project expenses must reconcile for each year.

**\*REFERENCE ONLY - PROJECT CARRY FORWARD FROM 2010-11 BUDGET**

**STATUS:** This project has been delayed anticipating possible completion during FY 2011-12. Funds are being carried forward from FY 09-10 and FY 10-11. The project will cost \$1.65 million when design costs are included.

**SUMMARY OF PRIOR ACTIVITY**

<b>Fiscal Year</b>	<b>Activities</b>	<b>Budgeted</b>	<b>Spent</b>	<b>Balance</b>
FY 2010-11	Riverpark Pool	\$ 1,000,000	\$ 150,000	\$ 850,000
<b>Project to date</b>		\$ 1,000,000		\$ 850,000

**EST. PROJECT START:** Oct 2011 **PROJECT END:** Sep 2012 **PREPARED BY** M. Leslie



## City of Naples, Florida 2011-2012 CAPITAL REQUEST

**PROJECT NAME:** River Park Computer Lab  
**DEPARTMENT:** Community Services/Recreation **FUND:** 340  
**PROJECT NUMBER:** 12G15 **CIP SCORE:** 15 **DEPT RANK:** 9  
**PROJECT TYPE:** Replacement **OBJECTIVE:** Maintain Service **VISION PLAN:** Extraordinary Quality of Life  
**PROJECT DESCRIPTION/LOCATION:** River Park Computer Lab - computer replacements; yearly software program fees; printer/fax machine replacement.

**ACCOUNT NUMBER: 340.0924.572.60.40**

**JUSTIFICATION: (for vehicles, include type, year purchased, mileage/hours and prior year's maintenance costs)**  
 This is an on-going computer replacement program for the computer lab at River Park, which currently has fifteen (15) computers for public use. Each computer has a useful life of 4 years, and this assumes a replacement of 3-4 computers every year and the upgrade of its related software and the replacement of a printer.

TOTAL PROJECT EXPENSES					
CAPITAL COSTS BY TYPE	FY 2011-12	FY 2012-13	FY 2013-14	FY 2014-15	FY 2015-16
Building and Improvements 60-20					
Improvements other than Bldg 60-30					
Machinery/Equipment 60-40	6,800	6,800	6,800	6,800	6,800
Vehicles 60-70					
Other					
<b>TOTAL COST</b>	6,800	6,800	6,800	6,800	6,800

Include any prior year carryforward\* in this requested amount.

ADDITIONAL OPERATING COSTS (such as utilities, maintenance), SAVINGS OR REVENUE					

FUNDING SOURCES					
How to Pay?	FY 2011-12	FY 2012-13	FY 2013-14	FY 2014-15	FY 2015-16
Operating Revenue    Public Svc Tax					
	6,800	6,800	6,800	6,800	6,800
<b>TOTAL</b>	6,800	6,800	6,800	6,800	6,800

Funding Explanation: Totals for funding sources and project expenses must reconcile for each year.

**\*REFERENCE ONLY - PROJECT CARRY FORWARD FROM 2010-11 BUDGET**

**STATUS:**

SUMMARY OF PRIOR ACTIVITY				
Fiscal Year	Activities	Budgeted	Spent	Balance
FY 2010-11	Computer Lab	\$ 10,000	\$ 5,900	\$ 4,100
				\$ -
<b>Project to date</b>				<b>\$ 4,100</b>

**EST. PROJECT START:** MONTH/ YEAR Sep 2011    **PROJECT END:** MONTH/ YEAR Oct 2012    **PREPARED BY** M. Leslie



## City of Naples, Florida 2011-2012 CAPITAL REQUEST

**PROJECT NAME:** Norris Center Renovations & Replacements  
**DEPARTMENT:** Community Services/Recreation **FUND:** 340  
**PROJECT NUMBER:** 12G05 **CIP SCORE:** 58.5 **DEPT RANK:** 12  
**PROJECT TYPE:** Ongoing Maint. **OBJECTIVE:** Upgrade Service **VISION PLAN** Extraordinary Quality of Life  
**PROJECT DESCRIPTION/LOCATION:** Electrical and lighting upgrades, repaint exterior and resurface wooden dance floor at the Norris Center.

**ACCOUNT NUMBER: 340.0923.572.60.20**

**JUSTIFICATION: (for vehicles, include type, year purchased, mileage/hours and prior year's maintenance costs)**

The FY-11-12 maintenance projects at the Norris Center include but are not limited to resurfacing of the wooden floors (as required every two years) and upgrades to sound system and lighting in the auditorium. In addition, outdoor maintenance projects vary depending on volume of activities on bocce courts, shuffleboard courts and the playground.

### TOTAL PROJECT EXPENSES

CAPITAL COSTS BY TYPE	FY 2011-12	FY 2012-13	FY 2013-14	FY 2014-15	FY 2015-16
Building and Improvements 60-20	30,000	30,000	30,000	30,000	30,000
Improvements other than Bldg 60-30					
Machinery/Equipment 60-40					
Vehicles 60-70					
Other					
<b>TOTAL COST</b>	<b>30,000</b>	<b>30,000</b>	<b>30,000</b>	<b>30,000</b>	<b>30,000</b>

Include any prior year carryforward\* in this requested amount.

### ADDITIONAL OPERATING COSTS (such as utilities, maintenance), SAVINGS OR REVENUE


### FUNDING SOURCES

How to Pay?	FY 2011-12	FY 2012-13	FY 2013-14	FY 2014-15	FY 2015-16
Operating Revenue      Pub Svc Tax					
	30,000	30,000	30,000	30,000	30,000
<b>TOTAL</b>	<b>30,000</b>	<b>30,000</b>	<b>30,000</b>	<b>30,000</b>	<b>30,000</b>

Funding Explanation:

Totals for funding sources and project expenses must reconcile for each year.

### \*REFERENCE ONLY - PROJECT CARRY FORWARD FROM 2010-11 BUDGET

**STATUS:**

### SUMMARY OF PRIOR ACTIVITY

Fiscal Year	Activities	Budgeted	Spent	Balance
FY 2010-11	NC Renovations	\$ 30,000	\$ 30,000	\$ -
				\$ -
<b>Project to date</b>				<b>\$ -</b>

**EST. PROJECT START:** MONTH/ YEAR Sep 2011 **PROJECT END:** MONTH/ YEAR Oct 2012 **PREPARED BY** Mike Leslie





**City of Naples, Florida  
2011-2012 CAPITAL REQUEST**

**PROJECT NAME:** Naples Preserve - Roof Replacement  
**DEPARTMENT:** Community Services/Facilities Maintenance **FUND:** 340  
**PROJECT NUMBER:** 12I12 **CIP SCORE:** 62.5 **DEPT RANK:** 5  
**PROJECT TYPE:** New **OBJECTIVE:** Maintain Service **VISION PLAN:** Preserve Character/Culture  
**PROJECT DESCRIPTION/LOCATION:** Roof replacement at the Naples Preserve.

**ACCOUNT NUMBER: 340.0926.572.6020**

**JUSTIFICATION: (for vehicles, include type, year purchased, mileage/hours and prior year's maintenance costs)**

Although the roof at the Naples Preserve building has been repaired several times, it continues to deteriorate and have minor leaks causing damage to the interior of building. It is recommended that the roof be completely replaced with material that will continue to provide the existing character and street appeal.

TOTAL PROJECT EXPENSES					
CAPITAL COSTS BY TYPE	FY 2011-12	FY 2012-13	FY 2013-14	FY 2014-15	FY 2015-16
Building and Improvements 60-20	50,000				
Improvements other than Bldg 60-30					
Machinery/Equipment 60-40					
Vehicles 60-70					
Other					
<b>TOTAL COST</b>	50,000	-	-	-	-

Include any prior year carryforward\* in this requested amount.

ADDITIONAL OPERATING COSTS (such as utilities, maintenance), SAVINGS OR REVENUE					

FUNDING SOURCES					
How to Pay?	FY 2011-12	FY 2012-13	FY 2013-14	FY 2014-15	FY 2015-16
Operating Revenue    Public Svc Tax	50,000				
<b>TOTAL</b>	50,000	-	-	-	-

Funding Explanation:

Totals for funding sources and project expenses must reconcile for each year.

**\*REFERENCE ONLY - PROJECT CARRY FORWARD FROM 2010-11 BUDGET**

**STATUS:**

**SUMMARY OF PRIOR ACTIVITY**

Fiscal Year	Activities	Budgeted	Spent	Balance
				\$ -
				\$ -
<b>Project to date</b>				\$ -

**EST. PROJECT START:** MONTH/ YEAR Jan 2012 **PROJECT END:** MONTH/ YEAR Jun 2012 **PREPARED BY** J. Boscaglia



**City of Naples, Florida  
2011-2012 CAPITAL REQUEST**

**PROJECT NAME:** Replacement Elements and Amenities  
**DEPARTMENT:** Community Services Facilities Maintenance **FUND:** 340  
**PROJECT NUMBER:** 12I07 **CIP SCORE:** 62.5 **DEPT RANK:** 6  
**PROJECT TYPE:** Ongoing Maint. **OBJECTIVE:** Maintain Service **VISION PLAN** Extraordinary Quality of Life  
**PROJECT DESCRIPTION/LOCATION:** Replacement elements and amenities such as picnic tables, trash containers, drinking fountains, metal benches, coated picnic tables, showers, drinking fountains, trash containers, and bike racks.

**ACCOUNT NUMBER: 340.1417.519.60.30**

**JUSTIFICATION: (for vehicles, include type, year purchased, mileage/hours and prior year's maintenance costs)**  
 Funding provides a routine level of effort for exterior replacements such as signage, exterior shelters, ice machines, pet waste receptacles and supplies, benches, coated picnic tables, showers, drinking fountains, trash containers, and bike racks; and interior replacements including pool tables, ping pong tables, gymnastic equipment, tables and chairs.

<b>TOTAL PROJECT EXPENSES</b>					
<b>CAPITAL COSTS BY TYPE</b>	<b>FY 2011-12</b>	<b>FY 2012-13</b>	<b>FY 2013-14</b>	<b>FY 2014-15</b>	<b>FY 2015-16</b>
<b>Building and Improvements 60-20</b>					
<b>Improvements other than Bldg 60-30</b>	30,000	30,000	30,000	30,000	30,000
<b>Machinery/Equipment 60-40</b>					
<b>Vehicles 60-70</b>					
<b>Other</b>					
<b>TOTAL COST</b>	30,000	30,000	30,000	30,000	30,000

Include any prior year carryforward\* in this requested amount.

<b>ADDITIONAL OPERATING COSTS (such as utilities, maintenance), SAVINGS OR REVENUE</b>					

<b>FUNDING SOURCES</b>					
<b>How to Pay?</b>	<b>FY 2011-12</b>	<b>FY 2012-13</b>	<b>FY 2013-14</b>	<b>FY 2014-15</b>	<b>FY 2015-16</b>
<b>Operating Revenue Public Svc Tax</b>	30,000	30,000	30,000	30,000	30,000
<b>TOTAL</b>	30,000	30,000	30,000	30,000	30,000

Funding Explanation:

Totals for funding sources and project expenses must reconcile for each year.

<b>*REFERENCE ONLY - PROJECT CARRY FORWARD FROM 2010-11 BUDGET</b>				
<b>STATUS:</b>				
<b>SUMMARY OF PRIOR ACTIVITY</b>				
<b>Fiscal Year</b>	<b>Activities</b>	<b>Budgeted</b>	<b>Spent</b>	<b>Balance</b>
FY 2010-11	Replace amenities	\$ 30,000	\$ 29,696	\$ 304
<b>Project to date</b>				\$ 304

**EST. PROJECT START:** MONTH/ YEAR Sep 2011 **PROJECT END:** MONTH/ YEAR Oct 2012 **PREPARED BY** M. Leslie



**City of Naples, Florida  
2011-2012 CAPITAL REQUEST**

**PROJECT NAME:** HVAC Replacements and Renovations  
**DEPARTMENT:** Community Services/Facilities Maintenance **FUND:** 340  
**PROJECT NUMBER:** 12I01 **CIP SCORE:** 62.5 **DEPT RANK:** 8  
**PROJECT TYPE:** Replacement **OBJECTIVE:** Maintain Service **VISION PLAN:** Not applicable  
**PROJECT DESCRIPTION/LOCATION:** Installation and replacement of HVAC systems in public facilities.

**ACCOUNT NUMBER: 340.1417.519.60.30**

**JUSTIFICATION: (for vehicles, include type, year purchased, mileage/hours and prior year's maintenance costs)**  
 The HVAC systems at many public facilities are aging and require routine maintenance. System replacements will provide increased efficiency, reduced service needs, include warranty coverage, and in many cases consist of fewer mechanical parts that will contribute toward green initiatives.

TOTAL PROJECT EXPENSES					
CAPITAL COSTS BY TYPE	FY 2011-12	FY 2012-13	FY 2013-14	FY 2014-15	FY 2015-16
Building and Improvements 60-20					
Improvements other than Bldg 60-30	20,000	20,000	20,000	20,000	20,000
Machinery/Equipment 60-40					
Vehicles 60-70					
Other					
<b>TOTAL COST</b>	<b>20,000</b>	<b>20,000</b>	<b>20,000</b>	<b>20,000</b>	<b>20,000</b>

Include any prior year carryforward\* in this requested amount.

ADDITIONAL OPERATING COSTS (such as utilities, maintenance), SAVINGS OR REVENUE					

FUNDING SOURCES					
How to Pay?	FY 2011-12	FY 2012-13	FY 2013-14	FY 2014-15	FY 2015-16
Operating Revenue Public Svc Tax					
	20,000	20,000	20,000	20,000	20,000
<b>TOTAL</b>	<b>20,000</b>	<b>20,000</b>	<b>20,000</b>	<b>20,000</b>	<b>20,000</b>

Funding Explanation:  
 Totals for funding sources and project expenses must reconcile for each year.

**\*REFERENCE ONLY - PROJECT CARRY FORWARD FROM 2010-11 BUDGET**  
**STATUS:**

SUMMARY OF PRIOR ACTIVITY				
Fiscal Year	Activities	Budgeted	Spent	Balance
FY 2010-11	HVAC Repairs	\$ 20,000	\$ 20,000	\$ -
				\$ -
<b>Project to date</b>				\$ -

**EST. PROJECT START:** MONTH/ YEAR Sep 2011 **PROJECT END:** MONTH/ YEAR Oct 2012 **PREPARED BY** J. Boscaglia



## City of Naples, Florida 2011-2012 CAPITAL REQUEST

**PROJECT NAME:** Door Replacement at City Facilities  
**DEPARTMENT:** Community Services/Facilities Maintenance **FUND:** 340  
**PROJECT NUMBER:** 12I03 **CIP SCORE:** 47 **DEPT RANK:** 7  
**PROJECT TYPE:** Replacement **OBJECTIVE:** Maintain Service **VISION PLAN:** Preserve Character/Culture  
**PROJECT DESCRIPTION/LOCATION:** Replace doors at various City facilities.

**ACCOUNT NUMBER: 340.1417.519.60.30**

**JUSTIFICATION: (for vehicles, include type, year purchased, mileage/hours and prior year's maintenance costs)**

Public facilities, such as City Hall, Community Centers at City parks, and office buildings require specialized maintenance, including entry doors. Replacement parts are no longer available due to age, changes in equipment, new technology, etc. An appropriate level of funding is necessary and important for maintaining prescribed or desired levels of service and maintenance.

<b>TOTAL PROJECT EXPENSES</b>					
<b>CAPITAL COSTS BY TYPE</b>	<b>FY 2011-12</b>	<b>FY 2012-13</b>	<b>FY 2013-14</b>	<b>FY 2014-15</b>	<b>FY 2015-16</b>
Building and Improvements 60-20	25,000	25,000	25,000	25,000	25,000
Improvements other than Bldg 60-30					
Machinery/Equipment 60-40					
Vehicles 60-70					
Other					
<b>TOTAL COST</b>	25,000	25,000	25,000	25,000	25,000

Include any prior year carryforward\* in this requested amount.

<b>ADDITIONAL OPERATING COSTS (such as utilities, maintenance), SAVINGS OR REVENUE</b>					

<b>FUNDING SOURCES</b>					
<b>How to Pay?</b>	<b>FY 2011-12</b>	<b>FY 2012-13</b>	<b>FY 2013-14</b>	<b>FY 2014-15</b>	<b>FY 2015-16</b>
Operating Revenue      Public Svc Tax					
	25,000	25,000	25,000	25,000	25,000
<b>TOTAL</b>	25,000	25,000	25,000	25,000	25,000

Funding Explanation:

Totals for funding sources and project expenses must reconcile for each year.

**\*REFERENCE ONLY - PROJECT CARRY FORWARD FROM 2010-11 BUDGET**

**STATUS:**

**SUMMARY OF PRIOR ACTIVITY**

<b>Fiscal Year</b>	<b>Activities</b>	<b>Budgeted</b>	<b>Spent</b>	<b>Balance</b>
FY 2010-11		\$ 25,000	\$ 25,000	\$ -
				\$ -
<b>Project to date</b>				\$ -

**EST. PROJECT START:** MONTH/ YEAR Sep 2011    **PROJECT END:** MONTH/ YEAR Oct 2012    **PREPARED BY** J. Boscaglia





## City of Naples, Florida 2011-2012 CAPITAL REQUEST

**PROJECT NAME:** Fleischmann Park Community Center - Renovations & Replacements  
**DEPARTMENT:** Community Services/Non-Departmental **FUND:** 340  
**PROJECT NUMBER:** 12I02 **CIP SCORE:** 58.5 **DEPT RANK:** 10  
**PROJECT TYPE:** Ongoing Maint. **OBJECTIVE:** Maintain Service **VISION PLAN:** Preserve Character/Culture  
**PROJECT DESCRIPTION/LOCATION:** Interior and Exterior upgrades to the Fleischmann Park Community Center and the Edge Johnny Nocera Skate Park.

**ACCOUNT NUMBER: 340.0921.572.6020**

**JUSTIFICATION: (for vehicles, include type, year purchased, mileage/hours and prior year's maintenance costs)**  
 The FY 11-12 maintenance projects at the Fleischmann Community Center include but are not limited to the continuation of replacement of non-functional windows with non-impact rated materials; new equipment for game room, new equipment for gymnastics programs and athletic programs; shade coverage in skate park/mulch area and/or basketball courts; and additional storage space/building. In addition, outdoor maintenance projects vary depending on volume of activities on the racquetball, basketball and volleyball courts, baseball and football fields, and at the skate park.

TOTAL PROJECT EXPENSES					
CAPITAL COSTS BY TYPE	FY 2011-12	FY 2012-13	FY 2013-14	FY 2014-15	FY 2015-16
Building and Improvements 60-20	30,000	30,000	30,000	30,000	30,000
Improvements other than Bldg 60-30					
Machinery/Equipment 60-40					
Vehicles 60-70					
Other					
<b>TOTAL COST</b>	<b>30,000</b>	<b>30,000</b>	<b>30,000</b>	<b>30,000</b>	<b>30,000</b>

Include any prior year carryforward\* in this requested amount.

ADDITIONAL OPERATING COSTS (such as utilities, maintenance), SAVINGS OR REVENUE					

FUNDING SOURCES					
How to Pay?	FY 2011-12	FY 2012-13	FY 2013-14	FY 2014-15	FY 2015-16
Operating Revenue      Pub Svc Tax					
	30,000	30,000	30,000	30,000	30,000
<b>TOTAL</b>	<b>30,000</b>	<b>30,000</b>	<b>30,000</b>	<b>30,000</b>	<b>30,000</b>

Funding Explanation: Totals for funding sources and project expenses must reconcile for each year.

**\*REFERENCE ONLY - PROJECT CARRY FORWARD FROM 2010-11 BUDGET**

**STATUS:**

SUMMARY OF PRIOR ACTIVITY				
Fiscal Year	Activities	Budgeted	Spent	Balance
FY 2010-11	FP Renovations	\$ 30,000	\$ 30,000	\$ -
				\$ -
<b>Project to date</b>				<b>\$ -</b>

**EST. PROJECT START:** MONTH/ YEAR Sep 2011 **PROJECT END:** MONTH/ YEAR Oct 2012 **PREPARED BY:** M. Leslie



## City of Naples, Florida 2011-2012 CAPITAL REQUEST

**PROJECT NAME:** River Park & Anthony Park Community Centers Renovations & Replacements  
**DEPARTMENT:** Community Services/Facilities Maintenance **FUND:** 340  
**PROJECT NUMBER:** 12I04 **CIP SCORE:** 60 **DEPT RANK:** 11  
**PROJECT TYPE:** Ongoing Maint. **OBJECTIVE:** Maintain Service **VISION PLAN:** Preserve Character/Culture  
**PROJECT DESCRIPTION/LOCATION:** Enlarge handicap stalls in the men's and women's restrooms, add handicap ramp and install security cameras at the Anthony Park Community Center.

**ACCOUNT NUMBER: 340.1417.519.6020**

**JUSTIFICATION: (for vehicles, include type, year purchased, mileage/hours and prior year's maintenance costs)**  
 Appropriate levels of replacement and renovations are important for maintaining prescribed or desired levels of service. For FY 2011-12, three projects are expected to be completed. The restroom handicap stalls require to be enlarged to accommodate rotation of wheelchairs. The rear patio area needs a ramp to be installed to provide handicap accessibility. The installation of security cameras are required at the Anthony Park facility to provide necessary monitoring of the facility during both operating and non-operating hours.

<b>TOTAL PROJECT EXPENSES</b>					
<b>CAPITAL COSTS BY TYPE</b>	<b>FY 2011-12</b>	<b>FY 2012-13</b>	<b>FY 2013-14</b>	<b>FY 2014-15</b>	<b>FY 2015-16</b>
Building and Improvements 60-20	20,000	20,000	20,000	20,000	20,000
Improvements other than Bldg 60-30					
Machinery/Equipment 60-40					
Vehicles 60-70					
Other					
<b>TOTAL COST</b>	20,000	20,000	20,000	20,000	20,000

Include any prior year carryforward\* in this requested amount.

<b>ADDITIONAL OPERATING COSTS (such as utilities, maintenance), SAVINGS OR REVENUE</b>					

<b>FUNDING SOURCES</b>					
<b>How to Pay?</b>	<b>FY 2011-12</b>	<b>FY 2012-13</b>	<b>FY 2013-14</b>	<b>FY 2014-15</b>	<b>FY 2015-16</b>
Operating Revenue      Public Svc Tax					
	20,000	20,000	20,000	20,000	20,000
<b>TOTAL</b>	20,000	20,000	20,000	20,000	20,000

Funding Explanation:

Totals for funding sources and project expenses must reconcile for each year.

<b>*REFERENCE ONLY - PROJECT CARRY FORWARD FROM 2010-11 BUDGET</b>				
<b>STATUS:</b>				
<b>SUMMARY OF PRIOR ACTIVITY</b>				
<b>Fiscal Year</b>	<b>Activities</b>	<b>Budgeted</b>	<b>Spent</b>	<b>Balance</b>
FY 2010-11	RP Repairs including gym equipment	\$ 20,000	\$ 19,027	\$ 973
<b>Project to date</b>				\$ 973

**EST. PROJECT START:** MONTH/ YEAR Sep 2011 **PROJECT END:** MONTH/ YEAR Oct 2012 **PREPARED BY** M. Leslie

City of Naples, Florida  
2011-2012 CAPITAL REQUEST



PROJECT NAME: River Park & Anthony Park Community Centers Renovations & Replacements  
 DEPARTMENT: Community Services/Facilities Maintenance  
 FUND: 340  
 DEPT RANK: U  
 PROJECT NUMBER: 00  
 CIP SCORE: 00  
 PROJECT TYPE: General Basic  
 OBJECTIVE: Modern Service VISION PLAN Preserve Character/Culture  
 PROJECT DESCRIPTION/LOCATION: Enhance handicapped entry to the men's and women's restroom and handicap entry and intake security camera at the Anthony Park Community Center

ACCOUNT NUMBER: 340.240.25.12.0250

JUSTIFICATION: This project is part of the River Park & Anthony Park Community Centers Renovations & Replacements project. The project is intended to improve the level of service for FY 2011-12. The project is a priority for the City of Naples and is intended to provide handicapped accessibility. The installation of security cameras will provide a means to ensure the safety of the public and non-operating...

**This page was intentionally left blank**



FY 2011-12	30,000	30,000	30,000	30,000	30,000	30,000	30,000	30,000	30,000
TOTAL									

PREFERENCE ONLY - PROJECT CARRY FORWARD FROM 2010-11 BUDGET

Project to date	A-Activities	Budgeted	Spent	Balance
FY 2010-11	WC Repairs including dm equipment	\$ 20,000	\$ 19,937	\$ 63

EST. PROJECT START: 260 2011 PROJECT END: Oct 2012 PREPARED BY: M. Leslie MONTHLY YEAR

# WATER & SEWER FUND





## **CAPITAL IMPROVEMENTS PROGRAM**

---

### **WATER SEWER FUND**

The Water Sewer Fund (Fund 420) is the operating fund for the Water/Sewer Utility.

The list on the following pages identifies projects scheduled for the next five years. For projects that are in the first year of the CIP, there are individual project sheets with cost details. Projects for Fiscal Years 2012-13 and beyond do not have capital project sheets.

Projects in the Water and Sewer Fund are funded primarily by the rates paid by water, sewer and irrigation customers. Retained earnings, impact fees, grants and special assessments are other sources of revenue for water and sewer projects. The first year of the FY 2012-16 CIP is \$4,182,000 and the five year request is \$36,390,000.

City Council adopted the Integrated Water Resources Plan (IWRP) on October 1, 2008 in order to provide a sustainable water supply source for a 20-year planning period. The plan was developed following Council directive in October 2008. Upon adoption of the plan, City Council provided strategic direction for the development of future water supply and storage facilities to include aquifer storage and recovery (ASR), use of water from the Golden Gate Canal supplemented by available stormwater, and, if ultimately deemed necessary, the development of brackish groundwater wells with treatment by an new reverse osmosis water treatment plant.

The 5-year plan of the IWRP was to delay the construction of the new reverse osmosis water treatment plant and brackish groundwater wells and focus on the expansion of the reclaimed water distribution system. This plan included the construction of four (4) ASR wells, the Golden Gate Canal Intake Structure and Transmission Main and expansion of the reclaimed water distribution system. The total 5-year cost of the plan was estimated to be \$22.6 million.

The second of four (4) ASR wells was completed in March 2011. In May 2011, City Council approved the contract to construct the Golden Gate Canal Intake Structure and Transmission Main. This system will pump 10 million gallons a day of water from the Golden Gate Canal to the City's wastewater treatment plant to be stored in Aquifer Storage and Recovery (ASR) wells and as direct supplement to the reclaimed water distribution system. The Golden Gate Canal Project will be a two (2) year project that is scheduled to be completed in October 2012.

There are no capital projects budgeted projects related to the Integrated Water Resources Plan for FY 2011-2012. Future projects will include the construction of an additional two (2) ASR wells (\$3.0 million) and the expansion of the reclaimed water distribution system (\$9.8 million).



**WATER & SEWER FUND  
FINANCIAL ESTIMATES FOR CAPITAL PROJECTS  
Fiscal Year 2012-2016**

	<b>Amended Budget 2010-11</b>	<b>Preliminary 2011-12</b>	<b>2012-13</b>	<b>2013-14</b>	<b>2014-15</b>	<b>2015-16</b>
<b>9/30 Fund Balance*</b>	<b>16,009,497</b>	<b>12,980,627</b>	<b>16,031,626</b>	<b>13,571,325</b>	<b>5,998,324</b>	<b>8,722,023</b>
<b>Estimated Revenues</b>						
OPERATING:						
Water Sales	\$17,277,600	\$16,905,450	\$17,074,500	\$17,245,200	\$17,417,700	\$17,591,900
Sewer Charges	12,870,000	12,479,000	12,603,800	12,729,800	12,857,100	12,985,700
NON-OPERATING						
Interest Income	168,000	142,800	176,300	190,000	84,000	122,100
Plan Review Fees	20,000	18,000	20,000	20,000	20,000	20,000
Application Fees	1,500	8,600	1,500	1,500	1,500	1,500
Grants	1,400,000	0	400,000	0	0	0
System Development Charges	275,000	800,000	225,000	200,000	200,000	200,000
Payments on Assessments	11,300	6,250	6,000	56,000	56,000	56,000
Sale of Property	40,000	49,000	30,000	30,000	30,000	30,000
<b>Total Revenues</b>	<b>\$32,063,400</b>	<b>\$30,409,100</b>	<b>\$30,537,100</b>	<b>\$30,472,500</b>	<b>\$30,666,300</b>	<b>\$31,007,200</b>
<b>Estimated Expenditures</b>						
Administration	3,939,177	3,071,300	3,086,700	3,117,600	3,117,600	3,117,600
Water Production	6,236,009	6,155,000	6,278,100	6,340,900	6,467,700	6,597,100
Water Distribution	2,318,665	2,318,600	2,365,000	2,388,700	2,436,500	2,485,200
Wastewater Treatment	3,528,602	3,525,000	3,595,500	3,631,500	3,704,100	3,778,200
Wastewater Collection	1,439,884	1,439,900	1,468,700	1,483,400	1,513,100	1,543,400
Utilities Maintenance	1,819,506	1,763,500	1,798,800	1,816,800	1,853,100	1,890,200
Customer Service	191,247	191,200	195,000	197,000	200,900	204,900
Debt Principal & Interest	3,043,602	3,043,601	3,043,601	3,043,601	3,043,601	3,043,601
Transfer - Pmt in Lieu of Taxes	1,668,000	1,668,000	1,668,000	1,668,000	1,668,000	1,668,000
<b>Total Expenditures</b>	<b>24,184,692</b>	<b>23,176,101</b>	<b>23,499,401</b>	<b>23,687,501</b>	<b>24,004,601</b>	<b>24,328,201</b>
<b>Available for Capital Projects</b>	<b>23,888,205</b>	<b>20,213,626</b>	<b>23,069,325</b>	<b>20,356,324</b>	<b>12,660,023</b>	<b>15,401,022</b>
<b>CIP (from List)</b>	<b>10,907,578</b>	<b>4,182,000</b>	<b>9,498,000</b>	<b>14,358,000</b>	<b>3,938,000</b>	<b>4,414,000</b>

**Five Year Total                    36,390,000**

## WATER SEWER FUND 420 CAPITAL IMPROVEMENT PROJECTS

CIP ID	PROJECT DESCRIPTION	AMENDED BUDGET 2010-11	DEPT REQUEST 2011-12	2012-13	2013-14	2014-15	2015-16
<b>Water Production</b>							
12K08	Radiators for Plant Generators	0	30,000	300,000	0	0	0
11K15	Filter Control Rehab	35,000	1,200,000	0	0	0	0
12K09	Cationic Storage Tank Awning	0	25,000	0	0	0	0
12K16	Vacuum Press Replacement	0	35,000	400,000	0	0	0
12K17	Ground Storage Tank Painting	0	125,000	60,000	0	0	0
11K25	Monitoring Wells (a)	0	150,000	0	0	0	0
	Delroyd Gear Box	0	0	33,000	33,000	33,000	0
	Reclaimed Tank Supply Water Piping	0	0	55,000	0	0	0
	Thickener Flush Water Line Replacemer	0	0	40,000	0	0	0
	Washwater Transfer Sludge Pumps	30,000	0	30,000	0	30,000	30,000
	Filter Bed Replacement	0	0	75,000	75,000	75,000	0
	Chemical Storage Building	0	0	0	65,000	0	0
	Transfer Pit Overflow Repiping	0	0	0	35,000	150,000	0
	Chemical Feed line Trenches	0	0	0	50,000	0	0
	Influent Mag Flow Meter	0	0	0	20,000	0	0
	High Service Pump VFD Replacements	0	0	0	30,000	250,000	0
	Filter Awnings	0	0	0	0	25,000	120,000
	Ground Storage Tank Mixers (PAX)	0	0	0	0	50,000	50,000
	Golden Gate Well 426	0	0	0	0	0	85,000
	Pond Dredging	0	0	0	0	0	125,000
	Service Truck Replacement	0	0	0	0	0	20,000
	Garage Doors for Warehouse	25,000	0	0	0	0	0
<b>TOTAL WATER PRODUCTION</b>		<b>90,000</b>	<b>1,565,000</b>	<b>993,000</b>	<b>308,000</b>	<b>613,000</b>	<b>430,000</b>
<b>Water Distribution</b>							
12L02	Water Transmission Mains	550,000	500,000	500,000	500,000	500,000	500,000
12L06	Service Truck Replacement	0	50,000	65,000	65,000	65,000	65,000
	Awning Extension	0	0	0	15,000	85,000	0
	Valve Exercising Equipment	0	0	0	0	50,000	0
	Light Tower Replacement	0	0	0	0	12,000	0
	Traffic Arrow Board Replacement	0	0	0	0	15,000	0
	Air Compressor Replacement	0	0	0	0	0	15,000
	Backhoe Replacement	0	0	0	0	0	70,000
	Mini Trackhoe Replacement	0	0	0	0	0	45,000
	Dump Truck Replacement	70,000	0	0	0	0	0
	Gateway Triangle Watermain (a)	1,000,000	0	0	0	0	0
	G.G Blvd Expansion (Wilson to Desoto)	0	0	0	500,000	250,000	250,000
<b>TOTAL WATER DISTRIBUTION</b>		<b>1,620,000</b>	<b>550,000</b>	<b>565,000</b>	<b>1,080,000</b>	<b>977,000</b>	<b>945,000</b>
<b>Waste Water Treatment</b>							
12M07	WWTP Pumps	150,000	150,000	175,000	100,000	100,000	100,000
12M20	Belt Press Improvements	140,000	100,000	0	0	0	0
12M05	Aeration Basin	100,000	120,000	120,000	0	160,000	160,000
12M25	Infrastructure Repairs	150,000	100,000	500,000	100,000	100,000	100,000
12M11	Air Blowers	0	50,000	300,000	78,000	78,000	78,000
	Service Truck Replacement	0	0	20,000	0	0	20,000
	Sludge Loader	0	0	96,000	0	0	100,000
	Barscreen Replacement	0	0	0	175,000	0	0
	Switchgear #1	0	0	0	150,000	0	0
	Pump Station SCADA Upg. (Comcast)	0	0	0	250,000	250,000	250,000
<b>TOTAL WASTE WATER TREATMENT</b>		<b>540,000</b>	<b>520,000</b>	<b>1,211,000</b>	<b>853,000</b>	<b>688,000</b>	<b>808,000</b>

## WATER SEWER FUND 420 CAPITAL IMPROVEMENT PROJECTS

CIP ID	PROJECT DESCRIPTION	AMENDED BUDGET	DEPT REQUEST	2012-13	2013-14	2014-15	2015-16
		2010-11	2011-12				
<b>Waste Water Collections</b>							
12N04	Replace Sewer Mains, Laterals, etc.	600,000	600,000	600,000	600,000	600,000	600,000
12N22	Service Truck Replacement	0	40,000	65,000	65,000	65,000	65,000
10N40	Sanitary Sewer Install (Bembury) (a)	0	0	1,036,000	0	0	0
	Valve Exercising Equipment	0	0	55,000			
	Mini Trackhoe (New Addition)	0	0	40,000	0	0	0
	TV Truck Replacement	0	0	160,000	0	0	0
	Light Tower Replacement	0	0	0	12,000	0	0
	Traffic Arrow Board Replacement	0	0	0	15,000	0	0
	Backhoe Replacement	0	0	0	0	70,000	0
	Mini Trackhoe Replacement	0	0	0	0	0	45,000
	Vacuum/Pumper Truck Replacement	0	0	0	0	0	180,000
	Combination Jet/Vacuum Truck Repl,	0	0	0	0	0	300,000
<b>TOTAL WASTEWATER COLLECTION</b>		<b>600,000</b>	<b>640,000</b>	<b>1,956,000</b>	<b>692,000</b>	<b>735,000</b>	<b>1,190,000</b>
<b>Utilities Maintenance</b>							
12X01	Replace/Upgrade Well Equipment	150,000	250,000	250,000	250,000	250,000	250,000
12X04	Replace Submersible Pumps	200,000	100,000	150,000	150,000	150,000	150,000
12X07	L.S Power Service Control Panels	60,000	160,000	160,000	160,000	160,000	160,000
12X02	Pump Stations Conversions	250,000	250,000	250,000	250,000	250,000	250,000
12X03	Wet Well Relining	50,000	50,000	50,000	50,000	50,000	50,000
12X35	Irrigation System Control Valves	60,000	40,000	0	0	0	50,000
12X20	Odor Control Systems	0	36,000	0	0	0	40,000
12X05	Service Truck Replacement	0	21,000	65,000	65,000	65,000	65,000
11X14	Building Replacement (a)	100,000	0	1,400,000	0	0	0
	Sewer Bypass Pump	30,000	0	0	0	0	0
	Forklift	0	0	35,000	0	0	0
<b>TOTAL UTILITIES MAINTENANCE</b>		<b>900,000</b>	<b>907,000</b>	<b>2,360,000</b>	<b>925,000</b>	<b>925,000</b>	<b>1,015,000</b>
<b>Utilities/Finance/Customer Service</b>							
	Meter Reader Truck Replacements	0	0	13,000	0	0	26,000
<b>TOTAL CUSTOMER SERVICE</b>		<b>0</b>	<b>0</b>	<b>13,000</b>	<b>0</b>	<b>0</b>	<b>26,000</b>
<b>IWRP (Integrated Water Resource Plan)</b>							
12K53	ASR Wellfield	1,450,000	0	1,500,000	1,500,000	0	0
12K58	Distribution System Expansion	200,000	0	900,000	9,000,000	0	0
11K50	Golden Gate Canal	5,507,578	0	0	0	0	0
<b>TOTAL W/S CONSTRUCTION FUND</b>		<b>7,157,578</b>	<b>0</b>	<b>2,400,000</b>	<b>10,500,000</b>	<b>0</b>	<b>0</b>
<b>FUND TOTAL</b>		<b>10,907,578</b>	<b>4,182,000</b>	<b>9,498,000</b>	<b>14,358,000</b>	<b>3,938,000</b>	<b>4,414,000</b>

**Five Year Total 36,390,000**





## City of Naples, Florida 2011-2012 CAPITAL REQUEST

**PROJECT NAME:** Radiators for Plant Generators  
**DEPARTMENT:** Utilities - Water Production **FUND:** 420 (Water/Sewer)  
**PROJECT NUMBER:** 12K08 **CIP SCORE:** 57 **DEPT RANK:** 6  
**PROJECT TYPE:** New **OBJECTIVE:** Upgrade Service **VISION PLAN:** Not applicable  
**PROJECT DESCRIPTION/LOCATION:** Installation of radiators to two existing generators, two high service pump diesel motors and modifications to the Generator Room to accommodate these additions.

**ACCOUNT NUMBER: 420.2033.533.6030**

**JUSTIFICATION: (for vehicles, include type, year purchased, mileage/hours and prior year's maintenance costs)**  
 The two 750 KW generators and two high service pump (HSP's 8 and 12) diesel motors that supply the water plant with emergency power use system water pressure and cooling jackets for cooling. In the event there is no available water, the generators/motors will overheat and shut down, as experienced during hurricane Wilma. To insure reliability, the two water plant generators and two high service pump diesel motors shall be equipped with radiators. Additional modifications to the generator room will be required to accommodate the change. The request for FY 2012 is for engineering services related to design, specification, and cost analysis. Estimated construction costs is included for the following year.

<b>TOTAL PROJECT EXPENSES</b>					
<b>CAPITAL COSTS BY TYPE</b>	<b>FY 2011-12</b>	<b>FY 2012-13</b>	<b>FY 2013-14</b>	<b>FY 2014-15</b>	<b>FY 2015-16</b>
Building and Improvements 60-20					
Improvements other than Bldg 60-30					
Machinery/Equipment 60-40		300,000			
Vehicles 60-70					
Other	30,000				
<b>TOTAL COST</b>	<b>30,000</b>	<b>300,000</b>	-	-	-

Include any prior year carryforward\* in this requested amount.

<b>ADDITIONAL OPERATING COSTS (such as utilities, maintenance), SAVINGS OR REVENUE</b>					

<b>FUNDING SOURCES</b>					
<b>How to Pay?</b>	<b>FY 2011-12</b>	<b>FY 2012-13</b>	<b>FY 2013-14</b>	<b>FY 2014-15</b>	<b>FY 2015-16</b>
Operating Revenue	30,000	300,000			
<b>TOTAL</b>	<b>30,000</b>	<b>300,000</b>	-	-	-

Funding Explanation:

Totals for funding sources and project expenses must reconcile for each year.

<b>*REFERENCE ONLY - PROJECT CARRY FORWARD FROM 2010-11 BUDGET</b>				
<b>STATUS:</b>				
<b>SUMMARY OF PRIOR ACTIVITY</b>				
<b>Fiscal Year</b>	<b>Activities</b>	<b>Budgeted</b>	<b>Spent</b>	<b>Balance</b>
FY 2010-11				\$ -
FY 2009-10 & Prior				\$ -
<b>Project to date</b>				<b>\$ -</b>

**EST. PROJECT START:** MONTH/ YEAR Oct 2011 **PROJECT END:** MONTH/ YEAR Sep 2012 **PREPARED BY** Bobb Reeder



## City of Naples, Florida 2011-2012 CAPITAL REQUEST

**PROJECT NAME:** Filter Control Rehab  
**DEPARTMENT:** Utilities - Water Production **FUND:** 420 (Water/Sewer)  
**PROJECT NUMBER:** 11K15 **CIP SCORE:** 42 **DEPT RANK:** 8  
**PROJECT TYPE:** Carry forward\* **OBJECTIVE:** Maintain Service **VISION PLAN** Not applicable  
**PROJECT DESCRIPTION/LOCATION:** Replacement of valves, consoles, and console controls with integration to new SCADA control software for 14 filters located at the Water Treatment Plant.

**ACCOUNT NUMBER: 420.2033.533.6040**

**JUSTIFICATION: (for vehicles, include type, year purchased, mileage/hours and prior year's maintenance costs)**  
 Built between 1959 and 1979, the 14 filters and their control systems are a mix of parts and equipment, most of which are original to their installation dates. Due to the age of the equipment, much of it is obsolete with replacement parts not available. Engineering services related to design, specification and cost analysis are in-process in Fiscal Year 2011 with estimated construction costs included in this request.

<b>TOTAL PROJECT EXPENSES</b>					
<b>CAPITAL COSTS BY TYPE</b>	<b>FY 2011-12</b>	<b>FY 2012-13</b>	<b>FY 2013-14</b>	<b>FY 2014-15</b>	<b>FY 2015-16</b>
Building and Improvements 60-20					
Improvements other than Bldg 60-30					
Machinery/Equipment 60-40	1,200,000	-	-		
Vehicles 60-70					
Other					
<b>TOTAL COST</b>	<b>1,200,000</b>	<b>-</b>	<b>-</b>	<b>-</b>	<b>-</b>

Include any prior year carryforward\* in this requested amount.

<b>ADDITIONAL OPERATING COSTS (such as utilities, maintenance), SAVINGS OR REVENUE</b>					

<b>FUNDING SOURCES</b>					
<b>How to Pay?</b>	<b>FY 2011-12</b>	<b>FY 2012-13</b>	<b>FY 2013-14</b>	<b>FY 2014-15</b>	<b>FY 2015-16</b>
Operating Revenue	1,165,000	-	-		
Fund Balance	35,000				
<b>TOTAL</b>	<b>1,200,000</b>	<b>-</b>	<b>-</b>	<b>-</b>	<b>-</b>

Funding Explanation:

Totals for funding sources and project expenses must reconcile for each year.

**\*REFERENCE ONLY - PROJECT CARRY FORWARD FROM 2010-11 BUDGET**

**STATUS:**

<b>SUMMARY OF PRIOR ACTIVITY</b>				
<b>Fiscal Year</b>	<b>Activities</b>	<b>Budgeted</b>	<b>Spent</b>	<b>Balance</b>
FY 2010-11	Design for Filter Control Replacements	\$ 35,000		\$ 35,000
FY 2009-10 & Prior				\$ -
<b>Project to date</b>				<b>\$ 35,000</b>

**EST. PROJECT START:** MONTH/ YEAR Oct 2011 **PROJECT END:** MONTH/ YEAR Sep 2012 **PREPARED BY** Bobb Reeder



**City of Naples, Florida  
2011-2012 CAPITAL REQUEST**

**PROJECT NAME:** Cationic Storage Tanks Awning  
**DEPARTMENT:** Utilities - Water Production **FUND:** 420 (Water/Sewer)  
**PROJECT NUMBER:** 12K09 **CIP SCORE:** 53 **DEPT RANK:** 11  
**PROJECT TYPE:** New **OBJECTIVE:** Maintain Service **VISION PLAN** Not applicable  
**PROJECT DESCRIPTION/LOCATION:** This project will provide an awning to protect and preserve bulk supplies of Cationic Polymer that is used at the Water Treatment Plant.

**ACCOUNT NUMBER: 420.2033.533.6020**

**JUSTIFICATION: (for vehicles, include type, year purchased, mileage/hours and prior year's maintenance costs)**

Cationic polymer is primarily used at the Water Treatment Plant for color removal. The Water Plant has experienced several issues such as air-binding and excessive foaming within the Plant's filters regarding the use of cationic polymer. Staff has identified that degradation of the product is occurring as a result of being stored in direct sunlight and high temperatures. The City's current polymer supplier has recommended to provide a cover for the storage tanks which will eliminate exposure to direct sunlight and lower the temperature at which the polymer is stored. The vendor also noted that direct sunlight can be a factor in the deterioration of the cationic storage tanks.

<b>TOTAL PROJECT EXPENSES</b>					
<b>CAPITAL COSTS BY TYPE</b>	<b>FY 2011-12</b>	<b>FY 2012-13</b>	<b>FY 2013-14</b>	<b>FY 2014-15</b>	<b>FY 2015-16</b>
Building and Improvements 60-20	25,000				
Improvements other than Bldg 60-30					
Machinery/Equipment 60-40					
Vehicles 60-70					
Other					
<b>TOTAL COST</b>	<b>25,000</b>	-	-	-	-

Include any prior year carryforward\* in this requested amount.

<b>ADDITIONAL OPERATING COSTS (such as utilities, maintenance), SAVINGS OR REVENUE</b>					

<b>FUNDING SOURCES</b>					
<b>How to Pay?</b>	<b>FY 2011-12</b>	<b>FY 2012-13</b>	<b>FY 2013-14</b>	<b>FY 2014-15</b>	<b>FY 2015-16</b>
Operating Revenue	25,000				
<b>TOTAL</b>	<b>25,000</b>	-	-	-	-

Funding Explanation:

Totals for funding sources and project expenses must reconcile for each year.

**\*REFERENCE ONLY - PROJECT CARRY FORWARD FROM 2010-11 BUDGET**

**STATUS:**

**SUMMARY OF PRIOR ACTIVITY**

<b>Fiscal Year</b>	<b>Activities</b>	<b>Budgeted</b>	<b>Spent</b>	<b>Balance</b>
FY 2010-11				\$ -
FY 2009-10 & Prior				\$ -
<b>Project to date</b>				\$ -

**EST. PROJECT START:** MONTH/ YEAR Oct 2011 **PROJECT END:** MONTH/ YEAR Sep 2012 **PREPARED BY** Bobb Reeder



**City of Naples, Florida  
2011-2012 CAPITAL REQUEST**

**PROJECT NAME:** Vacuum Press Replacements  
**DEPARTMENT:** Utilities - Water Production **FUND:** 420 (Water/Sewer)  
**PROJECT NUMBER:** 12K16 **CIP SCORE:** 59 **DEPT RANK:** 14  
**PROJECT TYPE:** Replacement **OBJECTIVE:** Maintain Service **VISION PLAN** Not applicable  
**PROJECT DESCRIPTION/LOCATION:** This project is intended to replace both of the vacuum presses located at the Water Plant.

**ACCOUNT NUMBER: 420.2033.533.6030**

**JUSTIFICATION: (for vehicles, include type, year purchased, mileage/hours and prior year's maintenance costs)**  
 The two vacuum presses, installed in 1978 and 1979, dewater sludge waste from the treatment process, reducing volume and weight so that it can be more economically transported off-site. Though replacement parts are becoming increasingly difficult to procure and many times require modification due to the age of the equipment. Heavy corrosion to the drum and frame of each press are the driving factors for replacing these units. FY 2012 will provide necessary funding for engineering services for specification and selection of the presses. Design services that will take place during FY 2012 will also refine estimated construction costs for each of the presses. The following two years contain estimated funding to replace one press per year.

<b>TOTAL PROJECT EXPENSES</b>					
<b>CAPITAL COSTS BY TYPE</b>	<b>FY 2011-12</b>	<b>FY 2012-13</b>	<b>FY 2013-14</b>	<b>FY 2014-15</b>	<b>FY 2015-16</b>
Building and Improvements 60-20					
Improvements other than Bldg 60-30					
Machinery/Equipment 60-40		400,000	-		
Vehicles 60-70					
Other	35,000				
<b>TOTAL COST</b>	<b>35,000</b>	<b>400,000</b>	-	-	-

Include any prior year carryforward\* in this requested amount.

<b>ADDITIONAL OPERATING COSTS (such as utilities, maintenance), SAVINGS OR REVENUE</b>					

<b>FUNDING SOURCES</b>					
<b>How to Pay?</b>	<b>FY 2011-12</b>	<b>FY 2012-13</b>	<b>FY 2013-14</b>	<b>FY 2014-15</b>	<b>FY 2015-16</b>
Operating Revenue	35,000	400,000	-		
<b>TOTAL</b>	<b>35,000</b>	<b>400,000</b>	-	-	-

Funding Explanation:

Totals for funding sources and project expenses must reconcile for each year.

**\*REFERENCE ONLY - PROJECT CARRY FORWARD FROM 2010-11 BUDGET**  
**STATUS:**

<b>SUMMARY OF PRIOR ACTIVITY</b>				
<b>Fiscal Year</b>	<b>Activities</b>	<b>Budgeted</b>	<b>Spent</b>	<b>Balance</b>
FY 2010-11				\$ -
FY 2009-10 & Prior				\$ -
<b>Project to date</b>				\$ -

**EST. PROJECT START:** MONTH/ YEAR Oct 2011 **PROJECT END:** MONTH/ YEAR Sep 2012 **PREPARED BY** Bobb Reeder





## City of Naples, Florida 2011-2012 CAPITAL REQUEST

**PROJECT NAME:** Ground Storage Tank Sealing and Painting  
**DEPARTMENT:** Utilities - Water Production **FUND:** 420 (Water/Sewer)  
**PROJECT NUMBER:** 12K17 **CIP SCORE:** 48 **DEPT RANK:** 19  
**PROJECT TYPE:** Ongoing Maint. **OBJECTIVE:** Maintain Service **VISION PLAN** Preserve Character/Culture  
**PROJECT DESCRIPTION/LOCATION:** This project is intended to apply protective coatings to the exterior surfaces of the six ground storage tanks located at East Naples, Solana, and Port Royal.

**ACCOUNT NUMBER: 420.2033.533.6030**

**JUSTIFICATION: (for vehicles, include type, year purchased, mileage/hours and prior year's maintenance costs)**  
 Inspections of the East Naples, Solana, and Port Royal ground storage tanks (six tanks in total) revealed tight surface cracks through out 5% to 10% of the dome and exterior wall surfaces. These cracks appeared to be free of voiding and depth and are limited to the surface concrete. The current coatings applied to these surfaces still contain good adhesion value, but has declined in thickness due to weathering. These protective coatings are no longer sealing the surface cracking. Funds have been allocated for FY 2012 to recoat and seal the East Naples and Solana ground storage tanks, and funding in FY 2013 will be allocated for sealing the Port Royal ground storage tanks.

<b>TOTAL PROJECT EXPENSES</b>					
<b>CAPITAL COSTS BY TYPE</b>	<b>FY 2011-12</b>	<b>FY 2012-13</b>	<b>FY 2013-14</b>	<b>FY 2014-15</b>	<b>FY 2015-16</b>
<b>Building and Improvements 60-20</b>					
<b>Improvements other than Bldg 60-30</b>	125,000	60,000			
<b>Machinery/Equipment 60-40</b>					
<b>Vehicles 60-70</b>					
<b>Other</b>					
<b>TOTAL COST</b>	<b>125,000</b>	<b>60,000</b>	-	-	-

Include any prior year carryforward\* in this requested amount.

<b>ADDITIONAL OPERATING COSTS (such as utilities, maintenance), SAVINGS OR REVENUE</b>					

<b>FUNDING SOURCES</b>					
<b>How to Pay?</b>	<b>FY 2011-12</b>	<b>FY 2012-13</b>	<b>FY 2013-14</b>	<b>FY 2014-15</b>	<b>FY 2015-16</b>
<b>Operating Revenue</b>	125,000	60,000			
<b>TOTAL</b>	<b>125,000</b>	<b>60,000</b>	-	-	-

Funding Explanation:

Totals for funding sources and project expenses must reconcile for each year.

<b>*REFERENCE ONLY - PROJECT CARRY FORWARD FROM 2010-11 BUDGET</b>				
<b>STATUS:</b>				
<b>SUMMARY OF PRIOR ACTIVITY</b>				
<b>Fiscal Year</b>	<b>Activities</b>	<b>Budgeted</b>	<b>Spent</b>	<b>Balance</b>
FY 2010-11				\$ -
FY 2009-10 & Prior				\$ -
<b>Project to date</b>				\$ -

**EST. PROJECT START:** MONTH/ YEAR Oct 2011 **PROJECT END:** MONTH/ YEAR Sep 2012 **PREPARED BY** Bobb Reeder



**City of Naples, Florida  
2011-2012 CAPITAL REQUEST**

**PROJECT NAME:** Monitoring Wells  
**DEPARTMENT:** Utilities - Water Production **FUND:** 420 (Water/Sewer)  
**PROJECT NUMBER:** 11K25 **CIP SCORE:** 52 **DEPT RANK:** 23  
**PROJECT TYPE:** Carry forward\* **OBJECTIVE:** Maintain Service **VISION PLAN** Not applicable  
**PROJECT DESCRIPTION/LOCATION:** Installation of four monitoring wells located within the Coastal Ridge wellfield as a specific condition of the Water Use Permit.

**ACCOUNT NUMBER: 420.2033.533.6030**

**JUSTIFICATION: (for vehicles, include type, year purchased, mileage/hours and prior year's maintenance costs)**  
 As a specific condition of the Water Use Permit, four wells are required to monitor the salt water interface with the drinking water supply within the Coastal Ridge wellfield. This project was budgeted during FY 2011. At this time, staff is awaiting clarification from SFWMD on the specific requirements. Funding is being re-allocated for FY 2012 should the project be delayed.

TOTAL PROJECT EXPENSES					
CAPITAL COSTS BY TYPE	FY 2011-12	FY 2012-13	FY 2013-14	FY 2014-15	FY 2015-16
Building and Improvements 60-20					
Improvements other than Bldg 60-30	150,000				
Machinery/Equipment 60-40					
Vehicles 60-70					
Other					
<b>TOTAL COST</b>	<b>150,000</b>	-	-	-	-

Include any prior year carryforward\* in this requested amount.

ADDITIONAL OPERATING COSTS (such as utilities, maintenance), SAVINGS OR REVENUE					

FUNDING SOURCES					
How to Pay?	FY 2011-12	FY 2012-13	FY 2013-14	FY 2014-15	FY 2015-16
Operating Revenue	150,000				
<b>TOTAL</b>	<b>150,000</b>	-	-	-	-

Funding Explanation:

Totals for funding sources and project expenses must reconcile for each year.

**\*REFERENCE ONLY - PROJECT CARRY FORWARD FROM 2010-11 BUDGET**

**STATUS:**

SUMMARY OF PRIOR ACTIVITY				
Fiscal Year	Activities	Budgeted	Spent	Balance
FY 2010-11	Budgeted Funds for Monitoring Wells	\$ 150,000	\$ -	\$ 150,000
FY 2009-10 & Prior				\$ -
<b>Project to date</b>				\$ 150,000

**EST. PROJECT START:** MONTH/ YEAR Oct 2011 **PROJECT END:** MONTH/ YEAR Sep 2012 **PREPARED BY** Ben Copeland



## City of Naples, Florida 2011-2012 CAPITAL REQUEST

**PROJECT NAME:** Water Transmission Mains  
**DEPARTMENT:** Utilities - Water Distribution **FUND:** 420 (Water/Sewer)  
**PROJECT NUMBER:** 12L02 **CIP SCORE:** 72 **DEPT RANK:** 1  
**PROJECT TYPE:** Ongoing Maint. **OBJECTIVE:** Maintain Service **VISION PLAN:** Extraordinary Quality of Life  
**PROJECT DESCRIPTION/LOCATION:** To provide expansion, looping, and system upgrades for the water distribution system including installation and upgrades to fire hydrants.

**ACCOUNT NUMBER: 420.2034.533.6030**

**JUSTIFICATION: (for vehicles, include type, year purchased, mileage/hours and prior year's maintenance costs)**

This is a recurring project dictated by the Water Master Plan and upgrades to the system based on development. **\$125,000** Large Meter Replacement: For meters 3-inches and larger that do not pass the annual water meter test as described by the AWWA. **\$350,000** - Miscellaneous water line upgrades, additions, and loops. Water main improvements planned for FY 2012 include Christopher Court, Putter Point Court, 8th Avenue South, Broad Avenue South, and 18th Avenue South. **\$75,000** - For repairing large valves located within the distribution system and unexpected emergency repairs. The valve repairs are anticipated to consist of major excavation and dewatering activities that are outside the scope of in-house operations.

<b>TOTAL PROJECT EXPENSES</b>					
<b>CAPITAL COSTS BY TYPE</b>	<b>FY 2011-12</b>	<b>FY 2012-13</b>	<b>FY 2013-14</b>	<b>FY 2014-15</b>	<b>FY 2015-16</b>
<b>Building and Improvements 60-20</b>					
<b>Improvements other than Bldg 60-30</b>	500,000	500,000	500,000	500,000	500,000
<b>Machinery/Equipment 60-40</b>					
<b>Vehicles 60-70</b>					
<b>Other</b>					
<b>TOTAL COST</b>	<b>500,000</b>	<b>500,000</b>	<b>500,000</b>	<b>500,000</b>	<b>500,000</b>

Include any prior year carryforward\* in this requested amount.

<b>ADDITIONAL OPERATING COSTS (such as utilities, maintenance), SAVINGS OR REVENUE</b>					

<b>FUNDING SOURCES</b>					
<b>How to Pay?</b>	<b>FY 2011-12</b>	<b>FY 2012-13</b>	<b>FY 2013-14</b>	<b>FY 2014-15</b>	<b>FY 2015-16</b>
<b>Operating Revenue</b>	500,000	500,000	500,000	500,000	500,000
<b>TOTAL</b>	<b>500,000</b>	<b>500,000</b>	<b>500,000</b>	<b>500,000</b>	<b>500,000</b>

Funding Explanation:

Totals for funding sources and project expenses must reconcile for each year.

**\*REFERENCE ONLY - PROJECT CARRY FORWARD FROM 2010-11 BUDGET**

**STATUS:**

**SUMMARY OF PRIOR ACTIVITY**

<b>Fiscal Year</b>	<b>Activities</b>	<b>Budgeted</b>	<b>Spent</b>	<b>Balance</b>
FY 2010-11	Water Mains	\$ 550,000	\$ 358,909	\$ 191,091
FY 2009-10 & Prior	Water Mains	\$ 1,250,000	\$ 605,544	\$ 644,456
<b>Project to date</b>				<b>\$ 835,547</b>

**EST. PROJECT START:** MONTH/ YEAR Oct 2011 **PROJECT END:** MONTH/ YEAR Sep 2012 **PREPARED BY** Ben Copeland



**City of Naples, Florida  
2011-2012 CAPITAL REQUEST**

**PROJECT NAME:** Service Trucks  
**DEPARTMENT:** Utilities - Water Distribution **FUND:** 420 (Water/Sewer)  
**PROJECT NUMBER:** 12L06 **CIP SCORE:** 42 **DEPT RANK:** 21  
**PROJECT TYPE:** Replacement **OBJECTIVE:** Maintain Service **VISION PLAN** Preserve Character/Culture  
**PROJECT DESCRIPTION/LOCATION:** Service truck replacement for the Water Distribution division.

**ACCOUNT NUMBER: 420.2034.533.6070**

**JUSTIFICATION: (for vehicles, include type, year purchased, mileage/hours and prior year's maintenance costs)**  
 The Water Distribution division utilizes service trucks equipped with cranes on a daily basis for operational activities that include but are not limited to water main breaks, service line installations, and meter change outs. The service truck requesting to be replaced is a 2003 Ford F450 and has met the criteria for Equipment Services' 15 point replacement schedule. Current mileage: 76,297. Maintenance dollars spent life to date: \$34,411.27. FY 2012 funding is being allocated for the replacement of the same type truck. Future years are projected for the ongoing replacement of service trucks within the Water Distribution division.

TOTAL PROJECT EXPENSES					
CAPITAL COSTS BY TYPE	FY 2011-12	FY 2012-13	FY 2013-14	FY 2014-15	FY 2015-16
Building and Improvements 60-20					
Improvements other than Bldg 60-30					
Machinery/Equipment 60-40					
Vehicles 60-70	50,000	65,000	65,000	65,000	65,000
Other					
<b>TOTAL COST</b>	<b>50,000</b>	<b>65,000</b>	<b>65,000</b>	<b>65,000</b>	<b>65,000</b>

Include any prior year carryforward\* in this requested amount.

ADDITIONAL OPERATING COSTS (such as utilities, maintenance), SAVINGS OR REVENUE					

FUNDING SOURCES					
How to Pay?	FY 2011-12	FY 2012-13	FY 2013-14	FY 2014-15	FY 2015-16
Operating Revenue	50,000	65,000	65,000	65,000	65,000
<b>TOTAL</b>	<b>50,000</b>	<b>65,000</b>	<b>65,000</b>	<b>65,000</b>	<b>65,000</b>

Funding Explanation:  
 Totals for funding sources and project expenses must reconcile for each year.

**\*REFERENCE ONLY - PROJECT CARRY FORWARD FROM 2010-11 BUDGET**  
**STATUS:**

SUMMARY OF PRIOR ACTIVITY				
Fiscal Year	Activities	Budgeted	Spent	Balance
FY 2010-11		\$ -	\$ -	\$ -
FY 2009-10 & Prior	Service Trucks	\$ 108,000	\$ 72,063	\$ 35,937
<b>Project to date</b>				<b>\$ 35,937</b>

**EST. PROJECT START:** MONTH/ YEAR Oct 2011 **PROJECT END:** MONTH/ YEAR Sep 2012 **PREPARED BY** Ben Copeland





## City of Naples, Florida 2011-2012 CAPITAL REQUEST

**PROJECT NAME:** WWTP Pumps  
**DEPARTMENT:** Utilities - Wastewater Treatment **FUND:** 420 (Water/Sewer)  
**PROJECT NUMBER:** 12M07 **CIP SCORE:** 57 **DEPT RANK:** 4  
**PROJECT TYPE:** Replacement **OBJECTIVE:** Maintain Service **VISION PLAN** Not applicable  
**PROJECT DESCRIPTION/LOCATION:** Pump and motor replacements for the Wastewater Treatment Plant.

**ACCOUNT NUMBER: 420.3042.535.6040**

**JUSTIFICATION: (for vehicles, include type, year purchased, mileage/hours and prior year's maintenance costs)**

The majority of the Wastewater Plant's large pump/motor combinations are in excess of 13 years in age. This request will accommodate the replacement of pumps and motors that have met their useful life and cannot be rebuilt. The cost of the pumps and motors within the Wastewater Plant range from \$15,000 to \$75,000 each (50HP - 600 HP). All pumps and motors associated with the Wastewater Treatment Plant operations will all be covered under this CIP. FY 2012 will allocate funding for the replacement of a 350 HP and 600 HP pump and motor. FY 2013 includes the upgrading of an existing 350 HP pump and motor to a 600 HP pump and motor in order to meet distribution pumping requirements. Future years are projected for the ongoing replacement of pumps and motors.

<b>TOTAL PROJECT EXPENSES</b>					
<b>CAPITAL COSTS BY TYPE</b>	<b>FY 2011-12</b>	<b>FY 2012-13</b>	<b>FY 2013-14</b>	<b>FY 2014-15</b>	<b>FY 2015-16</b>
<b>Building and Improvements 60-20</b>					
<b>Improvements other than Bldg 60-30</b>					
<b>Machinery/Equipment 60-40</b>	150,000	175,000	100,000	100,000	100,000
<b>Vehicles 60-70</b>					
<b>Other</b>					
<b>TOTAL COST</b>	<b>150,000</b>	<b>175,000</b>	<b>100,000</b>	<b>100,000</b>	<b>100,000</b>

Include any prior year carryforward\* in this requested amount.

<b>ADDITIONAL OPERATING COSTS (such as utilities, maintenance), SAVINGS OR REVENUE</b>					

<b>FUNDING SOURCES</b>					
<b>How to Pay?</b>	<b>FY 2011-12</b>	<b>FY 2012-13</b>	<b>FY 2013-14</b>	<b>FY 2014-15</b>	<b>FY 2015-16</b>
<b>Operating Revenue</b>	150,000	175,000	100,000	100,000	100,000
<b>TOTAL</b>	<b>150,000</b>	<b>175,000</b>	<b>100,000</b>	<b>100,000</b>	<b>100,000</b>

Funding Explanation:

Totals for funding sources and project expenses must reconcile for each year.

<b>*REFERENCE ONLY - PROJECT CARRY FORWARD FROM 2010-11 BUDGET</b>	
<b>STATUS:</b>	

<b>SUMMARY OF PRIOR ACTIVITY</b>				
<b>Fiscal Year</b>	<b>Activities</b>	<b>Budgeted</b>	<b>Spent</b>	<b>Balance</b>
FY 2010-11	Pumps	\$ 150,000	\$ 150,000	\$ -
FY 2009-10 & Prior	Pumps	\$ 175,000	\$ 121,333	\$ 53,667
<b>Project to date</b>				<b>\$ 53,667</b>

**EST. PROJECT START:** MONTH/ YEAR Oct 2011 **PROJECT END:** MONTH/ YEAR Sep 2012 **PREPARED BY** Ken Kemlage



## City of Naples, Florida 2011-2012 CAPITAL REQUEST

**PROJECT NAME:** Belt Press Improvements  
**DEPARTMENT:** Utilities - Wastewater Treatment **FUND:** 420 (Water/Sewer)  
**PROJECT NUMBER:** 12M20 **CIP SCORE:** 69 **DEPT RANK:** 5  
**PROJECT TYPE:** Ongoing Maint. **OBJECTIVE:** Maintain Service **VISION PLAN** Not applicable  
**PROJECT DESCRIPTION/LOCATION:** This project will rehabilitate one of the three belt presses located at the Wastewater Treatment Plant. Rehabilitation includes replacing large rollers, belt drive motors, wash rack assemblies and polymer pumps.

**ACCOUNT NUMBER: 420.3042.535.6040**

**JUSTIFICATION: (for vehicles, include type, year purchased, mileage/hours and prior year's maintenance costs)**

The City's Wastewater Plant utilizes three belt presses to dewater sludge as part of the sludge handling process. The Plant produces over 10,000 cubic yards of sludge each year. Two of these belt presses were installed in 1986, and the third was installed in 1996 as part of the plant expansion project. These presses use a series guide rollers and pressure to squeeze excess water out of the waste sludge. The nylon coated rollers on the belt presses are severely worn and are in need of replacement. Due to the size and weight of the components of the presses, the removal and installation will be subcontracted. FY 2010 and FY 2011 completed two of the three belt presses located at the plant. This request for FY 2012 will complete the 3rd remaining belt press located at the Wastewater Treatment Plant.

TOTAL PROJECT EXPENSES					
CAPITAL COSTS BY TYPE	FY 2011-12	FY 2012-13	FY 2013-14	FY 2014-15	FY 2015-16
Building and Improvements 60-20					
Improvements other than Bldg 60-30					
Machinery/Equipment 60-40	100,000				
Vehicles 60-70					
Other					
<b>TOTAL COST</b>	<b>100,000</b>	-	-	-	-

Include any prior year carryforward\* in this requested amount.

ADDITIONAL OPERATING COSTS (such as utilities, maintenance), SAVINGS OR REVENUE					

FUNDING SOURCES					
How to Pay?	FY 2011-12	FY 2012-13	FY 2013-14	FY 2014-15	FY 2015-16
Operating Revenue	100,000				
<b>TOTAL</b>	<b>100,000</b>	-	-	-	-

Funding Explanation:

Totals for funding sources and project expenses must reconcile for each year.

*REFERENCE ONLY - PROJECT CARRY FORWARD FROM 2010-11 BUDGET	
<b>STATUS:</b>	

SUMMARY OF PRIOR ACTIVITY				
Fiscal Year	Activities	Budgeted	Spent	Balance
FY 2010-11	Belt Press	\$ 140,000	\$ 84,508	\$ 55,492
FY 2009-10 & Prior	Belt Press	\$ 115,000	\$ 76,905	\$ 38,095
<b>Project to date</b>				<b>\$ 93,587</b>

**EST. PROJECT START:** MONTH/ YEAR Oct 2011 **PROJECT END:** MONTH/ YEAR Sep 2012 **PREPARED BY** Ken Kemplage



## City of Naples, Florida 2011-2012 CAPITAL REQUEST

**PROJECT NAME:** Aeration Basin  
**DEPARTMENT:** Utilities - Wastewater Treatment **FUND:** 420 (Water/Sewer)  
**PROJECT NUMBER:** 12M05 **CIP SCORE:** 58 **DEPT RANK:** 7  
**PROJECT TYPE:** Ongoing Maint. **OBJECTIVE:** Maintain Service **VISION PLAN** Extraordinary Quality of Life  
**PROJECT DESCRIPTION/LOCATION:** Provide improvements to Aeration Basin #3 located at the City's Wastewater Treatment Plant. This project consists of grit removal, diffuser replacements, any interior wall coating and sealing required and minor manifold improvements.

**ACCOUNT NUMBER: 420.3042.535.6030**

**JUSTIFICATION: (for vehicles, include type, year purchased, mileage/hours and prior year's maintenance costs)**

This request will consist of draining, cleaning, and refurbishing Aeration Basin #3. The aeration basins provide a significant element to the wastewater treatment process by providing oxygen to microorganisms and fueling nitrification. Grit and sand that has accumulated over the past five years must be removed and hauled off-site. Air manifolds and their supports must be inspected and repaired (or replaced) as required. Approximately 1,000 air diffusers must be taken apart and relined to provide maximum air transfer. The "future years" of this request will accommodate one aeration basin per year (The Plant has a total of four basins). Aeration Basin #2 was completed during FY 2011. This project was increased by \$20,000 from previous requests in order to re-seal the tanks.

<b>TOTAL PROJECT EXPENSES</b>					
<b>CAPITAL COSTS BY TYPE</b>	<b>FY 2011-12</b>	<b>FY 2012-13</b>	<b>FY 2013-14</b>	<b>FY 2014-15</b>	<b>FY 2015-16</b>
<b>Building and Improvements 60-20</b>					
<b>Improvements other than Bldg 60-30</b>	120,000	120,000		160,000	160,000
<b>Machinery/Equipment 60-40</b>					
<b>Vehicles 60-70</b>					
<b>Other</b>					
<b>TOTAL COST</b>	<b>120,000</b>	<b>120,000</b>	-	<b>160,000</b>	<b>160,000</b>

Include any prior year carryforward\* in this requested amount.

<b>ADDITIONAL OPERATING COSTS (such as utilities, maintenance), SAVINGS OR REVENUE</b>					

<b>FUNDING SOURCES</b>					
<b>How to Pay?</b>	<b>FY 2011-12</b>	<b>FY 2012-13</b>	<b>FY 2013-14</b>	<b>FY 2014-15</b>	<b>FY 2015-16</b>
<b>Operating Revenue</b>	120,000	120,000		160,000	160,000
<b>TOTAL</b>	<b>120,000</b>	<b>120,000</b>	-	<b>160,000</b>	<b>160,000</b>

Funding Explanation:

Totals for funding sources and project expenses must reconcile for each year.

<b>*REFERENCE ONLY - PROJECT CARRY FORWARD FROM 2010-11 BUDGET</b>					
<b>STATUS:</b>					
<b>SUMMARY OF PRIOR ACTIVITY</b>					
<b>Fiscal Year</b>	<b>Activities</b>	<b>Budgeted</b>	<b>Spent</b>	<b>Balance</b>	
FY 2010-11	Aeration Basin	\$ 100,000	\$ 96,749	\$ 3,251	
FY 2009-10 & Prior	Aeration Basin	\$ 100,000	\$ 91,916	\$ 8,084	
<b>Project to date</b>				<b>\$ 11,335</b>	

**EST. PROJECT START:** MONTH/ YEAR Oct 2011 **PROJECT END:** MONTH/ YEAR Sep 2012 **PREPARED BY** Ken Kemlage





**City of Naples, Florida  
2011-2012 CAPITAL REQUEST**

**PROJECT NAME:** Infrastructure Repairs  
**DEPARTMENT:** Utilities - Wastewater Treatment **FUND:** 420 (Water/Sewer)  
**PROJECT NUMBER:** 12M25 **CIP SCORE:** 55 **DEPT RANK:** 12  
**PROJECT TYPE:** Replacement **OBJECTIVE:** Maintain Service **VISION PLAN** Not applicable  
**PROJECT DESCRIPTION/LOCATION:** This project is intended to provide funds for on-going infrastructure improvements and necessary equipment replacements for the Wastewater Treatment Plant. FY 2012 is intended to replace the emergency air scrubber located at the plant.  
**ACCOUNT NUMBER:** 420.3042.535.6040

**JUSTIFICATION: (for vehicles, include type, year purchased, mileage/hours and prior year's maintenance costs)**  
 FY 2012 will allocate funding for the replacement of the WWTP's emergency air scrubber. This device is part of the plant's Risk Management Program, in which it removes hazardous chemical fumes should a leak occur. The current unit has met its useful life and is in need of replacement. FY 2013 will address infrastructure repairs that consist of porous plate replacements and cell dividers within the plant's filters. The filters are approximately 24 years old and reaching their life expectancy. The manufacturer's representative has recommended the replacement of the filter plates and cell dividers based on visual inspections. Future years that are being projected will accommodate main lines, valves, odor scrubbers and meters that are located within the Wastewater Treatment Plant.

TOTAL PROJECT EXPENSES					
CAPITAL COSTS BY TYPE	FY 2011-12	FY 2012-13	FY 2013-14	FY 2014-15	FY 2015-16
Building and Improvements 60-20					
Improvements other than Bldg 60-30					
Machinery/Equipment 60-40	100,000	500,000	100,000	100,000	100,000
Vehicles 60-70					
Other					
<b>TOTAL COST</b>	<b>100,000</b>	<b>500,000</b>	<b>100,000</b>	<b>100,000</b>	<b>100,000</b>

Include any prior year carryforward\* in this requested amount.

ADDITIONAL OPERATING COSTS (such as utilities, maintenance), SAVINGS OR REVENUE					

FUNDING SOURCES					
How to Pay?	FY 2011-12	FY 2012-13	FY 2013-14	FY 2014-15	FY 2015-16
Operating Revenue	100,000	500,000	100,000	100,000	100,000
<b>TOTAL</b>	<b>100,000</b>	<b>500,000</b>	<b>100,000</b>	<b>100,000</b>	<b>100,000</b>

Funding Explanation:

Totals for funding sources and project expenses must reconcile for each year.

**\*REFERENCE ONLY - PROJECT CARRY FORWARD FROM 2010-11 BUDGET**  
**STATUS:**

SUMMARY OF PRIOR ACTIVITY				
Fiscal Year	Activities	Budgeted	Spent	Balance
FY 2010-11	Infrastructure Repairs	\$ 150,000	\$ 150,000	\$ -
FY 2009-10 & Prior	Infrastructure Repairs	\$ 200,000	\$ 197,979	\$ 2,021
<b>Project to date</b>				<b>\$ 2,021</b>

**EST. PROJECT START:** MONTH/ YEAR Oct 2011 **PROJECT END:** MONTH/ YEAR Sep 2012 **PREPARED BY** Ken Kemlage





## City of Naples, Florida 2011-2012 CAPITAL REQUEST

**PROJECT NAME:** Air Blowers  
**DEPARTMENT:** Utilities - Wastewater Treatment **FUND:** 420 (Water/Sewer)  
**PROJECT NUMBER:** 12M11 **CIP SCORE:** 67 **DEPT RANK:** 13  
**PROJECT TYPE:** Replacement **OBJECTIVE:** Maintain Service **VISION PLAN:** Green Jewel of SW Florida  
**PROJECT DESCRIPTION/LOCATION:** This project will replace air blowers that provide oxygen for maintaining the healthy life of microorganisms within the wastewater treatment process.

**ACCOUNT NUMBER: 420.3042.535.6040**

**JUSTIFICATION: (for vehicles, include type, year purchased, mileage/hours and prior year's maintenance costs)**  
 The wastewater plant has five air blowers that provide oxygen to the aeration basins. The aeration basins provide a significant element to the wastewater treatment process by providing oxygen to microorganisms and fueling nitrification. The existing five air blowers were installed during the 1997 plant expansion (14 years old) and are in need of replacement. FY 2012 will allocate funding for the design to evaluate the replacement of a more efficient blower outlined and recommended within previous energy audits. Specifically, FY 2013 allocates funding for the replacement of a 200 HP Hoffman Blower with an energy efficient Neuros Blower (variable speed). This type blower is anticipated to reduce energy costs. FY 2013 through 2017 will replace one air blower per year for a period of four years.

<b>TOTAL PROJECT EXPENSES</b>					
<b>CAPITAL COSTS BY TYPE</b>	<b>FY 2011-12</b>	<b>FY 2012-13</b>	<b>FY 2013-14</b>	<b>FY 2014-15</b>	<b>FY 2015-16</b>
Building and Improvements 60-20					
Improvements other than Bldg 60-30					
Machinery/Equipment 60-40		300,000	78,000	78,000	78,000
Vehicles 60-70					
Other	50,000				
<b>TOTAL COST</b>	<b>50,000</b>	<b>300,000</b>	<b>78,000</b>	<b>78,000</b>	<b>78,000</b>

Include any prior year carryforward\* in this requested amount.

<b>ADDITIONAL OPERATING COSTS (such as utilities, maintenance), SAVINGS OR REVENUE</b>					

<b>FUNDING SOURCES</b>					
<b>How to Pay?</b>	<b>FY 2011-12</b>	<b>FY 2012-13</b>	<b>FY 2013-14</b>	<b>FY 2014-15</b>	<b>FY 2015-16</b>
Operating Revenue	50,000	300,000	78,000	78,000	78,000
<b>TOTAL</b>	<b>50,000</b>	<b>300,000</b>	<b>78,000</b>	<b>78,000</b>	<b>78,000</b>

Funding Explanation:

Totals for funding sources and project expenses must reconcile for each year.

<b>*REFERENCE ONLY - PROJECT CARRY FORWARD FROM 2010-11 BUDGET</b>				
<b>STATUS:</b>				
<b>SUMMARY OF PRIOR ACTIVITY</b>				
<b>Fiscal Year</b>	<b>Activities</b>	<b>Budgeted</b>	<b>Spent</b>	<b>Balance</b>
FY 2010-11				\$ -
FY 2009-10 & Prior				\$ -
<b>Project to date</b>				<b>\$ -</b>

**EST. PROJECT START:** MONTH/ YEAR Oct 2011 **PROJECT END:** MONTH/ YEAR Sep 2012 **PREPARED BY** Ken Kemlage



## City of Naples, Florida 2011-2012 CAPITAL REQUEST

**PROJECT NAME:** Replace Sewer Mains, Laterals and Manholes  
**DEPARTMENT:** Utilities - Wastewater Collections **FUND:** 420 (Water/Sewer)  
**PROJECT NUMBER:** 12N04 **CIP SCORE:** 72 **DEPT RANK:** 2  
**PROJECT TYPE:** Ongoing Maint. **OBJECTIVE:** Maintain Service **VISION PLAN** Extraordinary Quality of Life  
**PROJECT DESCRIPTION/LOCATION:** Ongoing project for the replacement of sewer mains, laterals, and manholes.  
In addition, this project will also accommodate and address reclaimed water service line installations, mail line distribution loops and extensions, and any qualifying reclaimed water fire hydrant installations.  
**ACCOUNT NUMBER:** 420.3043.535.6030

**JUSTIFICATION: (for vehicles, include type, year purchased, mileage/hours and prior year's maintenance costs)**  
**\$100,000** of this project is anticipated for utility line relocations per Collier County road projects (unforeseen items - Level of Effort) and expansion including service lines, main line looping and extensions, and qualifying hydrant installations for the reclaimed water system. The remaining part of this project (**\$500,000**) is an on-going program to repair and/or replace large sewer lines, laterals, valves, and manholes throughout the wastewater collection system. These projects involve either lining or excavation and replacement of lines that have structural failures, that allow infiltration of groundwater, silt, and sand into our collection lines.

<b>TOTAL PROJECT EXPENSES</b>					
<b>CAPITAL COSTS BY TYPE</b>	<b>FY 2011-12</b>	<b>FY 2012-13</b>	<b>FY 2013-14</b>	<b>FY 2014-15</b>	<b>FY 2015-16</b>
<b>Building and Improvements 60-20</b>					
<b>Improvements other than Bldg 60-30</b>	600,000	600,000	600,000	600,000	600,000
<b>Machinery/Equipment 60-40</b>					
<b>Vehicles 60-70</b>					
<b>Other</b>					
<b>TOTAL COST</b>	<b>600,000</b>	<b>600,000</b>	<b>600,000</b>	<b>600,000</b>	<b>600,000</b>

Include any prior year carryforward\* in this requested amount.

<b>ADDITIONAL OPERATING COSTS (such as utilities, maintenance), SAVINGS OR REVENUE</b>					

<b>FUNDING SOURCES</b>					
<b>How to Pay?</b>	<b>FY 2011-12</b>	<b>FY 2012-13</b>	<b>FY 2013-14</b>	<b>FY 2014-15</b>	<b>FY 2015-16</b>
<b>Operating Revenue</b>	600,000	600,000	600,000	600,000	600,000
<b>TOTAL</b>	<b>600,000</b>	<b>600,000</b>	<b>600,000</b>	<b>600,000</b>	<b>600,000</b>

Funding Explanation: Totals for funding sources and project expenses must reconcile for each year.

**\*REFERENCE ONLY - PROJECT CARRY FORWARD FROM 2010-11 BUDGET**

**STATUS:**

<b>SUMMARY OF PRIOR ACTIVITY</b>				
<b>Fiscal Year</b>	<b>Activities</b>	<b>Budgeted</b>	<b>Spent</b>	<b>Balance</b>
FY 2010-11	Sewer Mains	\$ 600,000	\$ 600,000	\$ -
FY 2009-10 & Prior	Sewer Mains	\$ 1,375,000	\$ 1,164,258	\$ 210,742
<b>Project to date</b>				<b>\$ 210,742</b>

**EST. PROJECT START:** MONTH/ YEAR  
Oct 2011 **PROJECT END:** MONTH/ YEAR  
Sep 2012 **PREPARED BY** Ben Copeland



## City of Naples, Florida 2011-2012 CAPITAL REQUEST

**PROJECT NAME:** Service Truck Replacement  
**DEPARTMENT:** Utilities - Wastewater Collections **FUND:** 420 (Water/Sewer)  
**PROJECT NUMBER:** 12N22 **CIP SCORE:** 42 **DEPT RANK:** 21  
**PROJECT TYPE:** Replacement **OBJECTIVE:** Maintain Service **VISION PLAN** Preserve Character/Culture  
**PROJECT DESCRIPTION/LOCATION:** Service truck replacement for the Wastewater Collections division.

**ACCOUNT NUMBER: 420.3043.535.6070**

**JUSTIFICATION: (for vehicles, include type, year purchased, mileage/hours and prior year's maintenance costs)**

The service truck requesting to be replaced contains a small dump body that is used in the day-to-day activities set forth by the Wastewater Collections division. This truck assists in the excavation activities associated with sewer line repairs by hauling fill material and aggregates to job sites. The removed excavation debris and spoils are hauled from the repair sites with this vehicle. Vehicle 93F044 (Year/Make: 2000 Ford F450) has met Equipment Services 15 point replacement schedule. Current Mileage: 48,331. Maintenance Costs Life-To-Date: \$22,564. Staff intends to purchase the same type vehicle for this division's operational requirements.

<b>TOTAL PROJECT EXPENSES</b>					
<b>CAPITAL COSTS BY TYPE</b>	<b>FY 2011-12</b>	<b>FY 2012-13</b>	<b>FY 2013-14</b>	<b>FY 2014-15</b>	<b>FY 2015-16</b>
<b>Building and Improvements 60-20</b>					
<b>Improvements other than Bldg 60-30</b>					
<b>Machinery/Equipment 60-40</b>					
<b>Vehicles 60-70</b>	40,000	65,000	65,000	65,000	65,000
<b>Other</b>					
<b>TOTAL COST</b>	<b>40,000</b>	<b>65,000</b>	<b>65,000</b>	<b>65,000</b>	<b>65,000</b>

Include any prior year carryforward\* in this requested amount.

<b>ADDITIONAL OPERATING COSTS (such as utilities, maintenance), SAVINGS OR REVENUE</b>					

<b>FUNDING SOURCES</b>					
<b>How to Pay?</b>	<b>FY 2011-12</b>	<b>FY 2012-13</b>	<b>FY 2013-14</b>	<b>FY 2014-15</b>	<b>FY 2015-16</b>
<b>Operating Revenue</b>	40,000	65,000	65,000	65,000	65,000
<b>TOTAL</b>	<b>40,000</b>	<b>65,000</b>	<b>65,000</b>	<b>65,000</b>	<b>65,000</b>

Funding Explanation:

Totals for funding sources and project expenses must reconcile for each year.

<b>*REFERENCE ONLY - PROJECT CARRY FORWARD FROM 2010-11 BUDGET</b>				
<b>STATUS:</b>				
<b>SUMMARY OF PRIOR ACTIVITY</b>				
<b>Fiscal Year</b>	<b>Activities</b>	<b>Budgeted</b>	<b>Spent</b>	<b>Balance</b>
FY 2010-11				\$ -
FY 2009-10 & Prior				\$ -
<b>Project to date</b>				\$ -

**EST. PROJECT START:** MONTH/ YEAR Oct 2011 **PROJECT END:** MONTH/ YEAR Sep 2012 **PREPARED BY** Ben Copeland





## City of Naples, Florida 2011-2012 CAPITAL REQUEST

**PROJECT NAME:** Replace/Upgrade Well Equipment  
**DEPARTMENT:** Utilities - Maintenance **FUND:** 420 (Water/Sewer)  
**PROJECT NUMBER:** 12X01 **CIP SCORE:** 58 **DEPT RANK:** 3  
**PROJECT TYPE:** Ongoing Maint. **OBJECTIVE:** Maintain Service **VISION PLAN** Not applicable  
**PROJECT DESCRIPTION/LOCATION:** This project is intended for the replacement of equipment including pumps, motors, control valves, meters, and electrical services for the Coastal Ridge and Golden Gate Well Fields. In addition, this project is intended to replace five wellheads per year within the Golden Gate wellfield.

**ACCOUNT NUMBER: 420.4070.536.6040**

**JUSTIFICATION: (for vehicles, include type, year purchased, mileage/hours and prior year's maintenance costs)**  
 The routine replacement of well pumps and motors is essential to maintaining raw water production from the Well Fields. The average useful life of a submersible pump and motor is 5 to 10 years. The average cost for a pump/motor replacement combination is: \$6,500 for a 20HP unit to \$16,000 for a 75HP unit. The Coastal Ridge wells are 20HP, and the East Golden Gate Wells are 40HP, 60HP, & 75 HP units, for standardization. This project also provides funds for unexpected control valve replacements, electrical service upgrades, well head replacements and meter replacements associated with the well fields. This project is intended to replace five wellheads per year within the Golden Gate wellfield, for a period of five years. Wellhead replacements are estimated to cost \$20,000 each.

TOTAL PROJECT EXPENSES					
CAPITAL COSTS BY TYPE	FY 2011-12	FY 2012-13	FY 2013-14	FY 2014-15	FY 2015-16
Building and Improvements 60-20					
Improvements other than Bldg 60-30					
Machinery/Equipment 60-40	250,000	250,000	250,000	250,000	250,000
Vehicles 60-70					
Other					
<b>TOTAL COST</b>	<b>250,000</b>	<b>250,000</b>	<b>250,000</b>	<b>250,000</b>	<b>250,000</b>

Include any prior year carryforward\* in this requested amount.

ADDITIONAL OPERATING COSTS (such as utilities, maintenance), SAVINGS OR REVENUE					

FUNDING SOURCES					
How to Pay?	FY 2011-12	FY 2012-13	FY 2013-14	FY 2014-15	FY 2015-16
Operating Revenue	250,000	250,000	250,000	250,000	250,000
<b>TOTAL</b>	<b>250,000</b>	<b>250,000</b>	<b>250,000</b>	<b>250,000</b>	<b>250,000</b>

Funding Explanation:

Totals for funding sources and project expenses must reconcile for each year.

**\*REFERENCE ONLY - PROJECT CARRY FORWARD FROM 2010-11 BUDGET**

**STATUS:**

SUMMARY OF PRIOR ACTIVITY				
Fiscal Year	Activities	Budgeted	Spent	Balance
FY 2010-11	Well Equipment	\$ 150,000	\$ 150,000	\$ -
FY 2009-10 & Prior	Well Equipment	\$ 300,000	\$ 261,316	\$ 38,684
<b>Project to date</b>				<b>\$ 38,684</b>

**EST. PROJECT START:** MONTH/ YEAR Oct 2011 **PROJECT END:** MONTH/ YEAR Sep 2012 **PREPARED BY** Ben Copeland





## City of Naples, Florida 2011-2012 CAPITAL REQUEST

**PROJECT NAME:** Replace Submersible Pumps  
**DEPARTMENT:** Utilities - Maintenance **FUND:** 420 (Water/Sewer)  
**PROJECT NUMBER:** 12X04 **CIP SCORE:** 75 **DEPT RANK:** 9  
**PROJECT TYPE:** Replacement **OBJECTIVE:** Maintain Service **VISION PLAN** Not applicable  
**PROJECT DESCRIPTION/LOCATION:** This project is for the on-going replacements of submersible pumps located in the City's wastewater pump stations.

**ACCOUNT NUMBER: 420.4070.536.6040**

**JUSTIFICATION: (for vehicles, include type, year purchased, mileage/hours and prior year's maintenance costs)**

Many of our submersible pumps are 15 to 25+ years old and have not been manufactured for over 10 years. These stator housings are so worn from deterioration, that many of the units can no longer be repaired. This is an ongoing project to assure continued and efficient operation through scheduled replacements. We have 120 submersible pump stations in our wastewater system, which have two to three pumps per site. Required pump replacement units range in cost from \$3,500 to \$18,000 per unit depending on horsepower rating. We are also using these pumps to convert dry pit and can station pumps which are obsolete and inefficient.

<b>TOTAL PROJECT EXPENSES</b>					
<b>CAPITAL COSTS BY TYPE</b>	<b>FY 2011-12</b>	<b>FY 2012-13</b>	<b>FY 2013-14</b>	<b>FY 2014-15</b>	<b>FY 2015-16</b>
Building and Improvements 60-20					
Improvements other than Bldg 60-30					
Machinery/Equipment 60-40	100,000	150,000	150,000	150,000	150,000
Vehicles 60-70					
Other					
<b>TOTAL COST</b>	<b>100,000</b>	<b>150,000</b>	<b>150,000</b>	<b>150,000</b>	<b>150,000</b>

Include any prior year carryforward\* in this requested amount.

<b>ADDITIONAL OPERATING COSTS (such as utilities, maintenance), SAVINGS OR REVENUE</b>					

<b>FUNDING SOURCES</b>					
<b>How to Pay?</b>	<b>FY 2011-12</b>	<b>FY 2012-13</b>	<b>FY 2013-14</b>	<b>FY 2014-15</b>	<b>FY 2015-16</b>
Operating Revenue	100,000	150,000	150,000	150,000	150,000
<b>TOTAL</b>	<b>100,000</b>	<b>150,000</b>	<b>150,000</b>	<b>150,000</b>	<b>150,000</b>

Funding Explanation:

Totals for funding sources and project expenses must reconcile for each year.

**\*REFERENCE ONLY - PROJECT CARRY FORWARD FROM 2010-11 BUDGET**

STATUS:

**SUMMARY OF PRIOR ACTIVITY**

<b>Fiscal Year</b>	<b>Activities</b>	<b>Budgeted</b>	<b>Spent</b>	<b>Balance</b>
FY 2010-11	Submersible Pumps	\$ 200,000	\$ 200,000	\$ -
FY 2009-10 & Prior	Submersible Pumps	\$ 400,000	\$ 396,601	\$ 3,399
<b>Project to date</b>				<b>\$ 3,399</b>

**EST. PROJECT START:** MONTH/ YEAR Oct 2011 **PROJECT END:** MONTH/ YEAR Sep 2012 **PREPARED BY** Ben Copeland



**City of Naples, Florida  
2011-2012 CAPITAL REQUEST**

**PROJECT NAME:** Pump Station Power Service Control Panels  
**DEPARTMENT:** Utilities - Maintenance **FUND:** 420 (Water/Sewer)  
**PROJECT NUMBER:** 12X07 **CIP SCORE:** 76 **DEPT RANK:** 10  
**PROJECT TYPE:** Replacement **OBJECTIVE:** Maintain Service **VISION PLAN:** Not applicable  
**PROJECT DESCRIPTION/LOCATION:** Routine replacement of power service and control panels for wastewater pump stations.

**ACCOUNT NUMBER: 420.4070.536.6040**

**JUSTIFICATION: (for vehicles, include type, year purchased, mileage/hours and prior year's maintenance costs)**  
 The underground power services are 20+years old and are deteriorated and brittle. The control panels are corroded and obsolete. The motor controls, breakers, and contactors are obsolete and brittle from heat and age. The current electrical equipment does not meet N.E.C. requirements, and are hazardous to routine maintenance operations. The power services and control panels will be replaced with necessary components to meet current codes which are proven to be more efficient and reliable. This project has been submitted to include the purchase and installation of 10 service/control panels. The purchase of the control panel and installation is estimated at \$16,000 per panel.

<b>TOTAL PROJECT EXPENSES</b>					
<b>CAPITAL COSTS BY TYPE</b>	<b>FY 2011-12</b>	<b>FY 2012-13</b>	<b>FY 2013-14</b>	<b>FY 2014-15</b>	<b>FY 2015-16</b>
Building and Improvements 60-20					
Improvements other than Bldg 60-30					
Machinery/Equipment 60-40	160,000	160,000	160,000	160,000	160,000
Vehicles 60-70					
Other					
<b>TOTAL COST</b>	<b>160,000</b>	<b>160,000</b>	<b>160,000</b>	<b>160,000</b>	<b>160,000</b>

Include any prior year carryforward\* in this requested amount.

<b>ADDITIONAL OPERATING COSTS (such as utilities, maintenance), SAVINGS OR REVENUE</b>					

<b>FUNDING SOURCES</b>					
<b>How to Pay?</b>	<b>FY 2011-12</b>	<b>FY 2012-13</b>	<b>FY 2013-14</b>	<b>FY 2014-15</b>	<b>FY 2015-16</b>
Operating Revenue	160,000	160,000	160,000	160,000	160,000
<b>TOTAL</b>	<b>160,000</b>	<b>160,000</b>	<b>160,000</b>	<b>160,000</b>	<b>160,000</b>

Funding Explanation:

Totals for funding sources and project expenses must reconcile for each year.

**\*REFERENCE ONLY - PROJECT CARRY FORWARD FROM 2010-11 BUDGET**  
**STATUS:**

<b>SUMMARY OF PRIOR ACTIVITY</b>				
<b>Fiscal Year</b>	<b>Activities</b>	<b>Budgeted</b>	<b>Spent</b>	<b>Balance</b>
FY 2010-11	Maintenance	\$ 60,000	\$ 60,000	\$ -
FY 2009-10 & Prior	Maintenance	\$ 120,000	\$ 106,575	\$ 13,425
<b>Project to date</b>				<b>\$ 13,425</b>

**EST. PROJECT START:** MONTH/ YEAR Oct 2011 **PROJECT END:** MONTH/ YEAR Sep 2012 **PREPARED BY** Ben Copeland



## City of Naples, Florida 2011-2012 CAPITAL REQUEST

**PROJECT NAME:** Pump Station Conversions  
**DEPARTMENT:** Utilities - Maintenance **FUND:** 420 (Water/Sewer)  
**PROJECT NUMBER:** 12X02 **CIP SCORE:** 81 **DEPT RANK:** 15  
**PROJECT TYPE:** Ongoing Maint. **OBJECTIVE:** Maintain Service **VISION PLAN** Preserve Character/Culture  
**PROJECT DESCRIPTION/LOCATION:** Pump Station 35 (Broad Ave South & Gulfshore Blvd) and Pump Station 6 (1st Ave South & 10th Street); This project entails converting two pump stations from a dry pit application to a submersible application. The project includes upgrading the wet well, installing new pumps, modifying pipe works, replacing valves, and structure.  
**ACCOUNT NUMBER:** 420.4070.536.6030

**JUSTIFICATION: (for vehicles, include type, year purchased, mileage/hours and prior year's maintenance costs)**  
 These sites require the wet wells to be modified for submersible pumps. The pumps are obsolete and require replacement by submersible type pumps with above ground controls. A submersible type station is far more efficient and requires less maintenance. The existing dry pit station is difficult to service, and due to the confined space regulations, safety restrictions are much higher. The dry pit stations offer many safety hazards during operations. Due to dry pit stations applications being inefficient, this project is being submitted on a regular basis in order to convert two stations to submersible type stations per year. Pump Stations 35 and 6 were originally planned for FY 2011, but were deferred due to priorities with pump station 2 (Rivernark Pool). Pump Stations 2 and 72 were completed during FY 2011.

<b>TOTAL PROJECT EXPENSES</b>					
<b>CAPITAL COSTS BY TYPE</b>	<b>FY 2011-12</b>	<b>FY 2012-13</b>	<b>FY 2013-14</b>	<b>FY 2014-15</b>	<b>FY 2015-16</b>
<b>Building and Improvements 60-20</b>					
<b>Improvements other than Bldg 60-30</b>					
<b>Machinery/Equipment 60-40</b>	250,000	250,000	250,000	250,000	250,000
<b>Vehicles 60-70</b>					
<b>Other</b>					
<b>TOTAL COST</b>	<b>250,000</b>	<b>250,000</b>	<b>250,000</b>	<b>250,000</b>	<b>250,000</b>

Include any prior year carryforward\* in this requested amount.

<b>ADDITIONAL OPERATING COSTS (such as utilities, maintenance), SAVINGS OR REVENUE</b>					

<b>FUNDING SOURCES</b>					
<b>How to Pay?</b>	<b>FY 2011-12</b>	<b>FY 2012-13</b>	<b>FY 2013-14</b>	<b>FY 2014-15</b>	<b>FY 2015-16</b>
<b>Operating Revenue</b>	250,000	250,000	250,000	250,000	250,000
<b>TOTAL</b>	<b>250,000</b>	<b>250,000</b>	<b>250,000</b>	<b>250,000</b>	<b>250,000</b>

Funding Explanation:

Totals for funding sources and project expenses must reconcile for each year.

**\*REFERENCE ONLY - PROJECT CARRY FORWARD FROM 2010-11 BUDGET**

**STATUS:**

<b>SUMMARY OF PRIOR ACTIVITY</b>				
<b>Fiscal Year</b>	<b>Activities</b>	<b>Budgeted</b>	<b>Spent</b>	<b>Balance</b>
FY 2010-11	Conversions	\$ 250,000	\$ 250,000	\$ -
FY 2009-10 & Prior	Conversions	\$ 500,000	\$ 390,600	\$ 109,400
<b>Project to date</b>				<b>\$ 109,400</b>

**EST. PROJECT START:** MONTH/ YEAR Oct 2011 **PROJECT END:** MONTH/ YEAR Sep 2012 **PREPARED BY** Ben Copeland





**City of Naples, Florida  
2011-2012 CAPITAL REQUEST**

**PROJECT NAME:** Wet Well Relining  
**DEPARTMENT:** Utilities - Maintenance **FUND:** 420 (Water/Sewer)  
**PROJECT NUMBER:** 12X03 **CIP SCORE:** 55 **DEPT RANK:** 16  
**PROJECT TYPE:** Ongoing Maint. **OBJECTIVE:** Maintain Service **VISION PLAN** Not applicable  
**PROJECT DESCRIPTION/LOCATION:** This project has been submitted in order to reline two pump station wet wells per year. This project includes the rehabilitation of the wet well concrete walls and applying an epoxy sealant.

**ACCOUNT NUMBER: 420.4070.536.6030**

**JUSTIFICATION: (for vehicles, include type, year purchased, mileage/hours and prior year's maintenance costs)**  
 This project is designed to bring deteriorated and leaking pump station wet wells back to their original structural integrity. The wet well is cleaned, leaks are sealed, and high strength cement is used to build back the structure. The entire wet well is sealed with a environmentally safe epoxy coating. This work is all hand laid to ensure uniformity. This process also reduces and/or eliminates the need for expensive dewatering and/or bypass pumping systems. This projected has been requested to complete the relining of two wet wells per year.

<b>TOTAL PROJECT EXPENSES</b>					
<b>CAPITAL COSTS BY TYPE</b>	<b>FY 2011-12</b>	<b>FY 2012-13</b>	<b>FY 2013-14</b>	<b>FY 2014-15</b>	<b>FY 2015-16</b>
Building and Improvements 60-20					
Improvements other than Bldg 60-30	50,000	50,000	50,000	50,000	50,000
Machinery/Equipment 60-40					
Vehicles 60-70					
Other					
<b>TOTAL COST</b>	<b>50,000</b>	<b>50,000</b>	<b>50,000</b>	<b>50,000</b>	<b>50,000</b>

Include any prior year carryforward\* in this requested amount.

<b>ADDITIONAL OPERATING COSTS (such as utilities, maintenance), SAVINGS OR REVENUE</b>					

<b>FUNDING SOURCES</b>					
<b>How to Pay?</b>	<b>FY 2011-12</b>	<b>FY 2012-13</b>	<b>FY 2013-14</b>	<b>FY 2014-15</b>	<b>FY 2015-16</b>
Operating Revenue	50,000	50,000	50,000	50,000	50,000
<b>TOTAL</b>	<b>50,000</b>	<b>50,000</b>	<b>50,000</b>	<b>50,000</b>	<b>50,000</b>

Funding Explanation:

Totals for funding sources and project expenses must reconcile for each year.

**\*REFERENCE ONLY - PROJECT CARRY FORWARD FROM 2010-11 BUDGET**  
**STATUS:**

<b>SUMMARY OF PRIOR ACTIVITY</b>				
<b>Fiscal Year</b>	<b>Activities</b>	<b>Budgeted</b>	<b>Spent</b>	<b>Balance</b>
FY 2010-11	Maintenance	\$ 50,000	\$ 50,000	\$ -
FY 2009-10 & Prior	Maintenance	\$ 95,000	\$ 69,390	\$ 25,610
<b>Project to date</b>				<b>\$ 25,610</b>

**EST. PROJECT START:** MONTH/ YEAR Oct 2011 **PROJECT END:** MONTH/ YEAR Sep 2012 **PREPARED BY** Ben Copeland





## City of Naples, Florida 2011-2012 CAPITAL REQUEST

**PROJECT NAME:** Irrigation System Control Valves  
**DEPARTMENT:** Utilities - Maintenance **FUND:** 420 (Water/Sewer)  
**PROJECT NUMBER:** 12X35 **CIP SCORE:** 55 **DEPT RANK:** 17  
**PROJECT TYPE:** Replacement **OBJECTIVE:** Maintain Service **VISION PLAN** Extraordinary Quality of Life  
**PROJECT DESCRIPTION/LOCATION:** Replacement of 4 irrigation water control valves located at the Wilderness Country Club, Hole-in-the-Wall Country Club, Bear's Paw Country Club, and Moorings Park. These control valves provide the ability for plant staff to turn off and maintain adequate reclaimed water pressures to the golf courses.

**ACCOUNT NUMBER: 420.4070.536.6040**

**JUSTIFICATION: (for vehicles, include type, year purchased, mileage/hours and prior year's maintenance costs)**

These sites contain existing control valves that were installed in 1999/2000. The existing valves have reached their useful life and can no longer be rebuilt. The average life span of a control valve is approximately 5 to 7 years. New valves are estimated at \$10,000 each which includes parts and services for installation. During FY 2011 staff purchased 6 valves for Naples Beach Hotel, Moorings Country Club, High Point Country Club, Country Club of Naples, and Quail Run. FY 2012 includes funding for the remaining 4 control valves in the system at the sites mentioned above. Control valves located at Royal Poinciana and Grey Oakes were replaced during FY 2009. FY 2016 includes funding to repeat the replacement schedules for these control valves.

<b>TOTAL PROJECT EXPENSES</b>					
<b>CAPITAL COSTS BY TYPE</b>	<b>FY 2011-12</b>	<b>FY 2012-13</b>	<b>FY 2013-14</b>	<b>FY 2014-15</b>	<b>FY 2015-16</b>
<b>Building and Improvements 60-20</b>					
<b>Improvements other than Bldg 60-30</b>					
<b>Machinery/Equipment 60-40</b>	40,000				50,000
<b>Vehicles 60-70</b>					
<b>Other</b>					
<b>TOTAL COST</b>	<b>40,000</b>	-	-	-	<b>50,000</b>

Include any prior year carryforward\* in this requested amount.

<b>ADDITIONAL OPERATING COSTS (such as utilities, maintenance), SAVINGS OR REVENUE</b>					

<b>FUNDING SOURCES</b>					
<b>How to Pay?</b>	<b>FY 2011-12</b>	<b>FY 2012-13</b>	<b>FY 2013-14</b>	<b>FY 2014-15</b>	<b>FY 2015-16</b>
<b>Operating Revenue</b>	40,000				50,000
<b>TOTAL</b>	<b>40,000</b>	-	-	-	<b>50,000</b>

Funding Explanation:

Totals for funding sources and project expenses must reconcile for each year.

<b>*REFERENCE ONLY - PROJECT CARRY FORWARD FROM 2010-11 BUDGET</b>					
<b>STATUS:</b>					

<b>SUMMARY OF PRIOR ACTIVITY</b>					
<b>Fiscal Year</b>	<b>Activities</b>	<b>Budgeted</b>	<b>Spent</b>	<b>Balance</b>	
FY 2010-11	Maintenance	\$ 60,000	\$ 60,000	\$ -	
FY 2009-10 & Prior				\$ -	
<b>Project to date</b>				<b>\$ -</b>	

**EST. PROJECT START:** MONTH/ YEAR Oct 2011 **PROJECT END:** MONTH/ YEAR Sep 2012 **PREPARED BY** Ben Copeland



## City of Naples, Florida 2011-2012 CAPITAL REQUEST

**PROJECT NAME:** Odor Control System  
**DEPARTMENT:** Utilities - Maintenance **FUND:** 420 (Water/Sewer)  
**PROJECT NUMBER:** 12X20 **CIP SCORE:** 63 **DEPT RANK:** 18  
**PROJECT TYPE:** New **OBJECTIVE:** Maintain Service **VISION PLAN** Preserve Character/Culture  
**PROJECT DESCRIPTION/LOCATION:** Install a "Bio-Scrub" Odor Control System at Master Sewer Pump Station 76 (Solana Road) in order to reduce odor in and around this facility.

**ACCOUNT NUMBER: 420.4070.536.6040**

**JUSTIFICATION: (for vehicles, include type, year purchased, mileage/hours and prior year's maintenance costs)**

This project is designed to control odor by cleaning the air in and around the wastewater pump station wet wells through a "Bio scrub" system by preventing gasses (H2S) to escape from the facility. This systems also assists in eliminating corrosive gasses inside the wet well ensuring a longer life of the equipment and facility. FY 2012 includes the installation of one odor control system for Master Pump Station 76 (Solana Road). Future funding is being projected for potential replacements of the existing odor control units within the wastewater collections system.

TOTAL PROJECT EXPENSES					
CAPITAL COSTS BY TYPE	FY 2011-12	FY 2012-13	FY 2013-14	FY 2014-15	FY 2015-16
Building and Improvements 60-20					
Improvements other than Bldg 60-30					
Machinery/Equipment 60-40	36,000				40,000
Vehicles 60-70					
Other					
<b>TOTAL COST</b>	<b>36,000</b>	-	-	-	<b>40,000</b>

Include any prior year carryforward\* in this requested amount.

ADDITIONAL OPERATING COSTS (such as utilities, maintenance), SAVINGS OR REVENUE					

FUNDING SOURCES					
How to Pay?	FY 2011-12	FY 2012-13	FY 2013-14	FY 2014-15	FY 2015-16
Operating Revenue	36,000				40,000
<b>TOTAL</b>	<b>36,000</b>	-	-	-	<b>40,000</b>

Funding Explanation:

Totals for funding sources and project expenses must reconcile for each year.

**\*REFERENCE ONLY - PROJECT CARRY FORWARD FROM 2010-11 BUDGET**

**STATUS:**

**SUMMARY OF PRIOR ACTIVITY**

Fiscal Year	Activities	Budgeted	Spent	Balance
FY 2010-11		\$ -	\$ -	\$ -
FY 2009-10 & Prior	Odor Control	\$ 36,000	\$ 32,475	\$ 3,525
<b>Project to date</b>				<b>\$ 3,525</b>

**EST. PROJECT START:** MONTH/ YEAR Oct 2011 **PROJECT END:** MONTH/ YEAR Sep 2012 **PREPARED BY** Ben Copeland



**City of Naples, Florida  
2011-2012 CAPITAL REQUEST**

**PROJECT NAME:** Service Truck  
**DEPARTMENT:** Utilities - Maintenance **FUND:** 420 (Water/Sewer)  
**PROJECT NUMBER:** 12X05 **CIP SCORE:** 42 **DEPT RANK:** 20  
**PROJECT TYPE:** Replacement **OBJECTIVE:** Maintain Service **VISION PLAN** Preserve Character/Culture  
**PROJECT DESCRIPTION/LOCATION:** Replacement of one service vehicle within the Utilities Maintenance division.

**ACCOUNT NUMBER: 420.4070.536.6070**

**JUSTIFICATION: (for vehicles, include type, year purchased, mileage/hours and prior year's maintenance costs)**  
 The vehicle requesting to be replaced is assigned to the Utilities Maintenance division and is used for coordinating field repairs and maintenance of Utility facilities. The vehicle requesting to be replaced is vehicle # 95D531 (1995 Ford F250 W/Utility Body) and has met Equipment Services 15 point replacement schedule. The current mileage is 96,238. Maintenance Costs Life-To-Date: \$17,431. Based on the operational requirements for this vehicle, staff intends to down size the vehicle and replace it with a Ford Transit in an effort to reduce fuel and repair costs. Estimated replacement cost is \$21,000.

<b>TOTAL PROJECT EXPENSES</b>					
<b>CAPITAL COSTS BY TYPE</b>	<b>FY 2011-12</b>	<b>FY 2012-13</b>	<b>FY 2013-14</b>	<b>FY 2014-15</b>	<b>FY 2015-16</b>
Building and Improvements 60-20					
Improvements other than Bldg 60-30					
Machinery/Equipment 60-40					
Vehicles 60-70	21,000	65,000	65,000	65,000	65,000
Other					
<b>TOTAL COST</b>	<b>21,000</b>	<b>65,000</b>	<b>65,000</b>	<b>65,000</b>	<b>65,000</b>

Include any prior year carryforward\* in this requested amount.

<b>ADDITIONAL OPERATING COSTS (such as utilities, maintenance), SAVINGS OR REVENUE</b>					

<b>FUNDING SOURCES</b>					
<b>How to Pay?</b>	<b>FY 2011-12</b>	<b>FY 2012-13</b>	<b>FY 2013-14</b>	<b>FY 2014-15</b>	<b>FY 2015-16</b>
Operating Revenue	21,000	65,000	65,000	65,000	65,000
<b>TOTAL</b>	<b>21,000</b>	<b>65,000</b>	<b>65,000</b>	<b>65,000</b>	<b>65,000</b>

Funding Explanation: Totals for funding sources and project expenses must reconcile for each year.

<b>*REFERENCE ONLY - PROJECT CARRY FORWARD FROM 2010-11 BUDGET</b>				
<b>STATUS:</b>				
<b>SUMMARY OF PRIOR ACTIVITY</b>				
<b>Fiscal Year</b>	<b>Activities</b>	<b>Budgeted</b>	<b>Spent</b>	<b>Balance</b>
FY 2010-11		\$ -	\$ -	\$ -
FY 2009-10 & Prior	Service Trucks	\$ 150,000	\$ 74,447	\$ 75,553
<b>Project to date</b>				\$ 75,553

**EST. PROJECT START:** MONTH/ YEAR Oct 2011 **PROJECT END:** MONTH/ YEAR Sep 2012 **PREPARED BY** Ben Copeland

CITY OF MIAMI, FLORIDA  
2011-2012 CAPITAL REQUEST




PROJECT NAME: Service Truck  
 DEPARTMENT: Utilities - Maintenance  
 PROJECT NUMBER: 12X02  
 CIP SCORE: 45  
 DEPT RANK: 20  
 FUND: 430 (Water/Sewer)  
 PROJECT TYPE: Replacement  
 OBJECTIVE: Maintain Service VEHICLE PLAIN PLYMOUTH CHRYSLER/CUMMINS  
 PROJECT DESCRIPTION/LOCATION: Replacement of one service vehicle within the Utilities Maintenance Division

ACCOUNT NUMBER: 430-4070-520-0010

REMARKS: (For vehicles include type, year, equipment, mileage, hour and other vehicle maintenance costs).  
 The vehicle requesting to be replaced is assigned to the Utilities Maintenance Division and is used for conducting field reports and maintenance of utility facilities. It is a 2005 Ford F250 (Wulffly Body) and has not equipment service. It has a 6.0L Power Stroke Diesel engine and has 85,238 miles. Maintenance costs for the vehicle are \$12,447 per year. The vehicle is to be replaced with a Ford Transit.

**This page was intentionally left blank**



Item	Quantity	Unit	Estimated Cost	Total Cost
Vehicle 00-70	1	Each	65,000	65,000
<b>TOTAL</b>				<b>65,000</b>

\*REFERENCE ONLY - PROJECT CARRY FORWARD FROM 2010-11 BUDGET

Project to date	Project to date	Project to date	Project to date	Project to date
25,503	25,503	25,503	25,503	25,503
25,503	25,503	25,503	25,503	25,503

EST. PROJECT START: Oct 2011 PROJECT END: Sep 2012 PREPARED BY: [Name] MONTHLY YEAR: [Year]



# BUILDING PERMIT



## **CAPITAL IMPROVEMENTS PROGRAM BUILDING PERMIT FUND**

---

The Building Permit fund is a Special Revenue Fund, funded primarily with building and permit fees. The fund is used to account for the activities related to construction code compliance in the City.

Using fund balance, the Building Permit fund constructed a two-story facility in 2000. Employees of the Building Permit fund share the space and the related costs with the General Fund (Planning), the Technology Services fund, the Streets and Traffic fund and the Stormwater fund.

For FY 11-12, the building fund requests a replacement for its document imaging and retrieval software, an electronic filing system that will allow easy access and ample storage until files can be disposed of in accordance with State Statutes, and the replacement of two F150s used for inspections with two Ford Escapes. The F150 trucks are in good shape and will be transferred at value to the Stormwater Department and Community Services to replace older vehicles that would have been scheduled for replacement this year.



**BUILDING PERMITS FUND - FUND 110**  
**FINANCIAL ESTIMATES FOR CAPITAL PROJECTS**  
 Fiscal Year 2012-2016

	<b>Amended Budget 2010-11*</b>	<b>Preliminary 2011-12</b>	<b>2012-13</b>	<b>2013-14</b>	<b>2014-15</b>	<b>2015-16</b>
<b>9/30 Fund Balance</b>	<b>4,761,819</b>	<b>4,334,175</b>	<b>3,931,493</b>	<b>3,455,808</b>	<b>3,159,722</b>	<b>2,853,518</b>
<b>Estimated Revenues</b>						
Permits and Fees	1,933,200	1,960,000	1,999,200	2,019,200	2,039,400	2,059,800
Charges for Services	266,374	270,374	273,100	275,800	278,600	281,400
Interest Income	57,000	44,000	39,315	38,014	47,396	34,242
<b>Total Revenues</b>	<b>2,256,574</b>	<b>2,274,374</b>	<b>2,311,615</b>	<b>2,333,014</b>	<b>2,365,396</b>	<b>2,375,442</b>
<b>Estimated Expenditures</b>						
Personal Services	1,564,176	1,564,200	1,595,500	1,627,400	1,659,900	1,693,100
Operating Expenses	982,042	982,000	991,800	1,001,700	1,011,700	1,021,800
<b>Total Expenditures</b>	<b>2,546,218</b>	<b>2,546,200</b>	<b>2,587,300</b>	<b>2,629,100</b>	<b>2,671,600</b>	<b>2,714,900</b>
<b>Available for Capital Projects</b>	<b>4,472,175</b>	<b>4,062,349</b>	<b>3,655,808</b>	<b>3,159,722</b>	<b>2,853,518</b>	<b>2,514,060</b>
<b>CIP Requests (from List)</b>	<b>138,000</b>	<b>130,856</b>	<b>200,000</b>	<b>0</b>	<b>0</b>	<b>0</b>

\* As of April 30, 2011

**CAPITAL IMPROVEMENT PROJECTS  
FUND 110 - BUILDING FUND**

<b>CIP ID</b>	<b>PROJECT DESCRIPTION</b>	<b>AMENDED BUDGET 2010-11</b>	<b>DEPT REQUEST 2011-12</b>	<b>2012-13</b>	<b>2013-14</b>	<b>2014-15</b>	<b>2015-16</b>
12B01	Electronic Imaging & Retrieval	0	43,856	0	0	0	0
12B04	Vehicle Replacement (2)	22,000	37,000	0	0	0	0
12B03	Electronic Filing System	0	50,000	0	0	0	0
	Solar Photovoltaic System	0	0	50,000	0	0	0
	Cooling Towers	0	0	150,000	0	0	0
	Computer Room A/C Upgrade	30,000	0	0	0	0	0
	Dry Fire Suppression System	20,000	0	0	0	0	0
	Waterline Replacement	66,000	0	0	0	0	0
<b>FUND TOTAL</b>		<b>138,000</b>	<b>130,856</b>	<b>200,000</b>	<b>0</b>	<b>0</b>	<b>0</b>





**City of Naples, Florida  
2011-2012 CAPITAL REQUEST**

**PROJECT NAME:** Electronic Document Imaging and Retrieval Software  
**DEPARTMENT:** Building **FUND:** 110  
**PROJECT NUMBER:** 12B01 **CIP SCORE:** 48 **DEPT RANK:** 1  
**PROJECT TYPE:** Replacement **OBJECTIVE:** Maintain Service **VISION PLAN** Not applicable  
**PROJECT DESCRIPTION/LOCATION:** Replace Questys Electronic Document Imaging and Retrieval Program

**ACCOUNT NUMBER: 110-0602-524-6040**

**JUSTIFICATION: (for vehicles, include type, year purchased, mileage/hours and prior year's maintenance costs)**  
 The City's current document imaging and retrieval program was originally purchased in May of 1997 for \$57,268. After 14 years of use, this program is outdated. This is an ancillary product that the enterprise system uses to electronically store and view all building related data and legal documents. This program electronically captures all documentation generated and received by the Building Department including all building permits, plans, correspondence and land data. The program also serves as a resource for public records requests that the Building Department receives on a daily basis.

<b>TOTAL PROJECT EXPENSES</b>					
<b>CAPITAL COSTS BY TYPE</b>	<b>FY 2011-12</b>	<b>FY 2012-13</b>	<b>FY 2013-14</b>	<b>FY 2014-15</b>	<b>FY 2015-16</b>
Building and Improvements 60-20					
Improvements other than Bldg 60-30					
Machinery/Equipment 60-40	43,856				
Vehicles 60-70					
Other					
<b>TOTAL COST</b>	<b>43,856</b>	0	0	0	0

Include any prior year carryforward\* in this requested amount.

<b>ADDITIONAL OPERATING COSTS (such as utilities, maintenance), SAVINGS OR REVENUE</b>					
Annual Support and Maintenance is an annual savings of \$3,335.00		6,650	6,650	6,650	6,650

<b>FUNDING SOURCES</b>					
<b>How to Pay?</b>	<b>FY 2011-12</b>	<b>FY 2012-13</b>	<b>FY 2013-14</b>	<b>FY 2014-15</b>	<b>FY 2015-16</b>
Fund Balance	43,856				
<b>TOTAL</b>	<b>43,856</b>				
Operating Revenue					

Totals for funding sources and project expenses must reconcile for each year.

<b>*REFERENCE ONLY - PROJECT CARRY FORWARD FROM 2010-11 BUDGET</b>					
<b>STATUS:</b>					
<b>SUMMARY OF PRIOR ACTIVITY</b>					
<b>Fiscal Year</b>	<b>Activities</b>	<b>Budgeted</b>	<b>Spent</b>	<b>Balance</b>	
FY 2010-11				\$	-
FY 2009-10 & Prior				\$	-
<b>Project to date</b>				\$	-

**EST. PROJECT START:** MONTH/ YEAR Oct 2011 **PROJECT END:** MONTH/ YEAR Sep 2012 **PREPARED BY** Paul M. Bollenback



## City of Naples, Florida 2011-2012 CAPITAL REQUEST

**PROJECT NAME:** Replacement Vehicles (2)  
**DEPARTMENT:** Building **FUND:** 110  
**PROJECT NUMBER:** 12B04 **CIP SCORE:** 47.5 **DEPT RANK:** 2  
**PROJECT TYPE:** Replacement **OBJECTIVE:** Maintain Service **VISION PLAN** Not applicable  
**PROJECT DESCRIPTION/LOCATION:** Two (2) Vehicle Replacements for Building Inspectors

**ACCOUNT NUMBER: 110-0602-524-6070**

**JUSTIFICATION: (for vehicles, include type, year purchased, mileage/hours and prior year's maintenance costs)**

In order to allow for increased efficiency in fuel consumption, two (2) of the Building Department's F150's are requested for replacement by Ford Escapes. The Ford Escape will increase gas mileage and provide substantial savings while performing the same services at a much lower cost than the larger sized F150s. The 150 trucks being replaced are vehicle 21D662 (2005) model and vehicle 21D481 (2004 model). Both are in good shape and will be transferred at value to another department (Stormwater and Community Services) to replace older vehicles previously scheduled for replacement.

TOTAL PROJECT EXPENSES					
CAPITAL COSTS BY TYPE	FY 2011-12	FY 2012-13	FY 2013-14	FY 2014-15	FY 2015-16
Building and Improvements 60-20					
Improvements other than Bldg 60-30					
Machinery/Equipment 60-40					
Vehicles 60-70	37,000				
Other					
<b>TOTAL COST</b>	<b>37,000</b>	-	-	-	-

Include any prior year carryforward\* in this requested amount.

ADDITIONAL OPERATING COSTS (such as utilities, maintenance), SAVINGS OR REVENUE					
Savings to be determined					

FUNDING SOURCES						
How to Pay?		FY 2011-12	FY 2012-13	FY 2013-14	FY 2014-15	FY 2015-16
Fund Balance		37,000				
Other						
<b>TOTAL</b>		<b>35,000</b>	-	-	-	-

Funding Explanation: Operating Revenue

Totals for funding sources and project expenses must reconcile for each year.

**\*REFERENCE ONLY - PROJECT CARRY FORWARD FROM 2010-11 BUDGET**

**STATUS:**

**SUMMARY OF PRIOR ACTIVITY**

Fiscal Year	Activities	Budgeted	Spent	Balance
FY 2010-11	Vehicle Replacement	\$ 22,000	\$ 17,468	\$ 4,533
FY 2009-10 & Prior				\$ -
<b>Project to date</b>				<b>\$ 4,533</b>

**EST. PROJECT START:** MONTH/ YEAR Oct 2011 **PROJECT END:** MONTH/ YEAR Mar 2012 **PREPARED BY** Paul Bollenback



**City of Naples, Florida  
2011-2012 CAPITAL REQUEST**

**PROJECT NAME:** Electric Lateral File Carousel System  
**DEPARTMENT:** Building **FUND:** 110  
**PROJECT NUMBER:** 12B03 **CIP SCORE:** 42.5 **DEPT RANK:** 3  
**PROJECT TYPE:** New **OBJECTIVE:** Upgrade Service **VISION PLAN** Not applicable  
**PROJECT DESCRIPTION/LOCATION:** Electronic Filing System For Records Room

**ACCOUNT NUMBER: 110-0602-524-6040**

**JUSTIFICATION: (for vehicles, include type, year purchased, mileage/hours and prior year's maintenance costs)**

The existing file system in the records room of the building department is antiquated, somewhat cumbersome and space limited. The electric lateral file carousel system proposed to replace the existing file system is a series of vertically arranged rotating shelves controlled by an electronic keypad or software. This file system can store the equivalent of approximately 27 vertical file cabinets in a fraction of the space and can be expanded as needed. These systems are designed ergonomically, allowing for easy access in retrieving files, unlike the current system which may require heavy lifting and shifting of storage boxes. The system will allow for ample storage until files can be disposed of in accordance with state statutes.

**TOTAL PROJECT EXPENSES**

CAPITAL COSTS BY TYPE	FY 2011-12	FY 2012-13	FY 2013-14	FY 2014-15	FY 2015-16
Building and Improvements 60-20					
Improvements other than Bldg 60-30					
Machinery/Equipment 60-40	50,000				
Vehicles 60-70					
Other					
<b>TOTAL COST</b>	<b>50,000</b>	-	-	-	-

Include any prior year carryforward\* in this requested amount.

**ADDITIONAL OPERATING COSTS (such as utilities, maintenance), SAVINGS OR REVENUE**


**FUNDING SOURCES**

How to Pay?	FY 2011-12	FY 2012-13	FY 2013-14	FY 2014-15	FY 2015-16
Fund Balance	50,000				
<b>TOTAL</b>	<b>50,000</b>	-	-	-	-

Funding Explanation: Operating Revenue

Totals for funding sources and project expenses must reconcile for each year.

**\*REFERENCE ONLY - PROJECT CARRY FORWARD FROM 2010-11 BUDGET**

**STATUS:**

**SUMMARY OF PRIOR ACTIVITY**

Fiscal Year	Activities	Budgeted	Spent	Balance
FY 2010-11				\$ -
FY 2009-10 & Prior				\$ -
<b>Project to date</b>				\$ -

**EST. PROJECT START:** MONTH/ YEAR Oct 2011 **PROJECT END:** MONTH/ YEAR Jan 2012 **PREPARED BY** Paul Bollenback

# TAXING DISTRICTS



CRA



## **CAPITAL IMPROVEMENTS PROGRAM**

### **Community Redevelopment Agency (CRA)**

---

#### **The Master Planning Process**

On November 5, 2008, the first update of the CRA Master Plan since 1994 was approved by the Community Redevelopment Agency Board. The update integrated 13 plans and studies. A key part of the CRA Plan Update was a Vision Plan of future capital improvements for the remainder of the CRA term, which sunsets in 2024. The total estimated cost of the improvements in the Vision Plan was \$50.2 million.

Since December 2008, an annual Sustainability Report has been presented to the Board to provide information and initiate discussion regarding the appropriate goals, objectives, operating expenses, and capital projects in the CRA. The Board has maintained the capital projects list to a fundable level.

#### **The 2012-16 Capital Improvement Program**

There are three capital projects included in the first year of the 2012-16 Capital Improvement Program. These include resurfacing of the Cultural Walkway, and the carryforward of two projects, the Gordon River Underpass and the Four Corners Intersection Improvement project, that were not started during FY 2010-11 due to FDOT permitting delays.

This fund is providing funding for the River Park pool in the amount of \$550,000, carried forward from FY 09 and FY10. It is expected that the pool construction will start in FY 11-12, and the \$550,000 will be transferred once the project is underway.

The Community Redevelopment Agency Advisory Board recommended, and on April 6, 2011 the CRA agreed, to remove two capital projects from the five year CIP and move them to unfunded status. The projects are described as the Lake Manor Improvements Project (\$235,000), previously scheduled in FY2012-2013; and the Sixth Avenue North Lighting Project (\$109,000), previously scheduled in FY2013-2014



**COMMUNITY REDEVELOPMENT FUND - FUND 380  
FINANCIAL ESTIMATES FOR CAPITAL PROJECTS  
Fiscal Year 2012-2016**

	<b>Amended Budget 2010-11</b>	<b>Preliminary 2011-12</b>	<b>2012-13</b>	<b>2013-14</b>	<b>2014-15</b>	<b>2015-16</b>
<b>9/30 Fund Balance</b>	<b>2,912,807</b>	<b>2,928,500</b>	<b>2,004,100</b>	<b>1,681,200</b>	<b>1,559,200</b>	<b>1,088,300</b>
<b>Estimated Revenues</b>						
Tax Increment City	556,250	524,250	529,493	534,787	540,135	545,537
Tax Increment County	1,700,000	1,596,300	1,612,300	1,628,400	1,644,700	1,661,100
General Fund Transfer In	13,883	13,883	14,200	14,500	14,800	15,100
Interest Income/Other	47,600	37,730	38,100	38,500	38,900	39,300
<b>Total Revenues</b>	<b>2,317,733</b>	<b>2,172,163</b>	<b>2,194,093</b>	<b>2,216,187</b>	<b>2,238,535</b>	<b>2,261,037</b>
<b>Estimated Expenditures</b>						
Personal Services	655,807	655,800	668,900	682,300	695,900	709,800
Operating Expenses	448,428	452,900	457,400	462,000	466,600	471,300
Transfer - Administration	127,967	128,000	128,000	128,000	128,000	128,000
Transfer to Bond Fund/Debt	1,067,533	978,569	1,062,073	1,065,911	1,068,925	1,071,747
Loan Pymt to General Fund	108,507	107,647	200,640	0	0	0
Loan Pymt to Streets Fund	55,311	54,859	0	0	0	0
Loan Pymt Capital Projects Fund	38,477	38,164	0	0	0	0
<b>Total Expenditures</b>	<b>2,502,030</b>	<b>2,415,939</b>	<b>2,517,013</b>	<b>2,338,211</b>	<b>2,359,425</b>	<b>2,380,847</b>
<b>Available for Capital Projects</b>	<b>2,728,510</b>	<b>2,684,724</b>	<b>1,681,180</b>	<b>1,559,176</b>	<b>1,438,310</b>	<b>968,490</b>
<b>CIP Requests (from List)*</b>	<b>50,000</b>	<b>930,600</b>	<b>0</b>	<b>0</b>	<b>350,000</b>	<b>0</b>

\*Capital projects from 2010-11 are from the amended budget, noting the following (\$905,000) are moved and carried forward:

- Gordon River Underpass\*
- Four Corners Intersection\*

**CAPITAL IMPROVEMENT PROJECTS  
FUND 380 - COMMUNITY REDEVELOPMENT AGENCY**

<b>CIP ID</b>	<b>PROJECT DESCRIPTION</b>	<b>Amended BUDGET 2010-11</b>	<b>DEPT REQUEST 2011-12</b>	<b>2012-13</b>	<b>2013-14</b>	<b>2014-15</b>	<b>2015-16</b>
11C01	Gordon River Underpass*	0	155,000	0	0	0	0
11C04	Four Corners Intersection*	0	200,000	0	0	0	0
12C05	Cultural Walkway Resurfacing	0	25,600	0	0	0	0
	Landscape Restoration Parking Garage	20,000	0	0	0	0	0
	Lighting Parking Garage (8th St)	30,000	0	0	0	0	0
	Central Avenue Improvements Phase I	0	0	0	0	350,000	0
	River Park Pool Transfer Carryforward**		550,000	0	0	0	0
<b>FUND TOTAL</b>		<b>50,000</b>	<b>930,600</b>	<b>0</b>	<b>0</b>	<b>350,000</b>	<b>0</b>

\* Gordon River Underpass and Four Corners Intersection were funded and budgeted in FY 2010-11  
However, they will not be encumbered by year-end, and are being fully carried forward into FY 2011-12

\*\*The \$550,000 transfer to the Utility Tax Fund related to the River Park Pool is being carried forward from FY 2009-10 and FY 10-11. The transfer to fund a portion of the pool will not occur until the pool is under contract, expected to be in FY11-12





**City of Naples, Florida  
2011-2012 CAPITAL REQUEST**

**PROJECT NAME:** Gordon River Underpass Improvements  
**DEPARTMENT:** Community Redevelopment Agency **FUND:** 380  
**PROJECT NUMBER:** 11C01 **CIP SCORE:** 13 **DEPT RANK:** 1  
**PROJECT TYPE:** Carry forward\* **OBJECTIVE:** Maintain Service **VISION PLAN** Extraordinary Quality of Life  
**PROJECT DESCRIPTION/LOCATION:** The Gordon River Bridge Underpass connects Tin City on the south with Bay Front on the north. The improvements include entry signage, improved lighting and special concrete treatment with color.

**ACCOUNT NUMBER: 380-0506-552-6030**

**JUSTIFICATION: (for vehicles, include type, year purchased, mileage/hours and prior year's maintenance costs)**  
 The underpass that connects Bay Front and Tin City is the only safe way for pedestrians to get from the north side of US 41 to the south side. Current conditions are dismal and the passage appears neglected and not in keeping with the aesthetics of Naples

TOTAL PROJECT EXPENSES					
CAPITAL COSTS BY TYPE	FY 2011-12	FY 2012-13	FY 2013-14	FY 2014-15	FY 2015-16
Building and Improvements 60-20					
Improvements other than Bldg 60-30	155,000				
Machinery/Equipment 60-40					
Vehicles 60-70					
Other					
<b>TOTAL COST</b>	155,000	-	-	-	-

Include any prior year carryforward\* in this requested amount.

ADDITIONAL OPERATING COSTS (such as utilities, maintenance), SAVINGS OR REVENUE					

FUNDING SOURCES					
	FY 2011-12	FY 2012-13	FY 2013-14	FY 2014-15	FY 2015-16
Operating Revenue CRA	155,000				
<b>TOTAL</b>	-	-	-	-	-

Funding Explanation:  
 Totals for funding sources and project expenses must reconcile for each year.

**\*REFERENCE ONLY - PROJECT CARRY FORWARD FROM 2010-11 BUDGET**  
**STATUS:** Project is delayed while reviewed for permitting by the FDOT

SUMMARY OF PRIOR ACTIVITY				
Fiscal Year	Activities	Budgeted	Spent	Balance
FY 2010-11		\$ 155,000	\$ -	\$ 155,000
FY 2009-10 & Prior				
<b>Project to date</b>				\$ 155,000

**EST. PROJECT START:** MONTH/ YEAR Nov 2011 **PROJECT END:** MONTH/ YEAR May 2012 **PREPARED BY** Lee Willer-Spector



## City of Naples, Florida 2011-2012 CAPITAL REQUEST

**PROJECT NAME:** Four Corners Intersection

**DEPARTMENT:** Community Redevelopment Agency **FUND:** 380

**PROJECT NUMBER:** 11C04 **CIP SCORE:** 49.5 **DEPT RANK:** 2

**PROJECT TYPE:** Carry forward\* **OBJECTIVE:** Maintain Service **VISION PLAN** Extraordinary Quality of Life

**PROJECT DESCRIPTION/LOCATION:** Four Corners is the nickname for the intersection of US 41 (9th St) and Fifth Avenue South. A uniqueness is derived from the right angle turn that US 41 makes as it ceases its east/west travel, and becomes north/south. Because of the high vehicle traffic, it is difficult for pedestrians to manage.

**ACCOUNT NUMBER:** 380-0506-552-6030

**JUSTIFICATION: (for vehicles, include type, year purchased, mileage/hours and prior year's maintenance costs)**  
 Develop an interim means for pedestrian traffic to comfortably and safely cross US 41 on the north side of 5th Avenue South to jump-start commercial development in the Four Corners area by constructing a cross walk, installing signalization and enhanced pedestrian crossing.

TOTAL PROJECT EXPENSES					
CAPITAL COSTS BY TYPE	FY 2011-12	FY 2012-13	FY 2013-14	FY 2014-15	FY 2015-16
Building and Improvements 60-20					
Improvements other than Bldg 60-30	200,000				
Machinery/Equipment 60-40					
Vehicles 60-70					
Other					
<b>TOTAL COST</b>	<b>200,000</b>	-	-	-	-

Include any prior year carryforward\* in this requested amount.

ADDITIONAL OPERATING COSTS (such as utilities, maintenance), SAVINGS OR REVENUE					

FUNDING SOURCES					
	FY 2011-12	FY 2012-13	FY 2013-14	FY 2014-15	FY 2015-16
Operating Revenue <b>CRA</b>	200,000				
<b>TOTAL</b>	<b>200,000</b>	-	-	-	-

Funding Explanation:

Totals for funding sources and project expenses must reconcile for each year.

**\*REFERENCE ONLY - PROJECT CARRY FORWARD FROM 2010-11 BUDGET**

**STATUS:** Project not started, to be carried into Fiscal Year 11-12

SUMMARY OF PRIOR ACTIVITY				
Fiscal Year	Activities	Budgeted	Spent	Balance
FY 2010-11	Project not started in 2010-11	\$ 200,000	\$ -	\$ 200,000
FY 2009-10 & Prior				
<b>Project to date</b>				\$ 200,000

**EST. PROJECT START:** MONTH/ YEAR Nov 2011 **PROJECT END:** MONTH/ YEAR May 2012 **PREPARED BY** Lee Willer-Spector



**City of Naples, Florida  
2011-2012 CAPITAL REQUEST**

**PROJECT NAME:** Cultural Walkway Resurfacing  
**DEPARTMENT:** Administration **FUND:** CRA  
**PROJECT NUMBER:** 12C05 **CIP SCORE:** 55 **DEPT RANK:** 3  
**PROJECT TYPE:** Replacement **OBJECTIVE:** Maintain Service **VISION PLAN** Preserve Character/Culture

**PROJECT DESCRIPTION/LOCATION:**

The Cultural Walkway is a passageway between 5th Avenue South and the alley on the north side of Cambier Park. It is adjacent to the east side of Vergina's Restaurant.

**ACCOUNT NUMBER: 380-0506-552-6030**

**JUSTIFICATION: (for vehicles, include type, year purchased, mileage/hours and prior year's maintenance costs)**

The existing brick paver surface of cultural walkway has worn and settled unevenly from heavy pedestrian use. This project includes the removal of old pavers regarding the supporting brick base and the installation of new brick pavers. The existing brick surface is approximately 15 years old.

TOTAL PROJECT EXPENSES					
CAPITAL COSTS BY TYPE	FY 2011-12	FY 2012-13	FY 2013-14	FY 2014-15	FY 2015-16
Building and Improvements 60-20					
Improvements other than Bldg 60-30	25,600	-	-	-	-
Machinery/Equipment 60-40					
Vehicles 60-70					
Other					
<b>TOTAL COST</b>	<b>25,600</b>	<b>-</b>	<b>-</b>	<b>-</b>	<b>-</b>

Include any prior year carryforward\* in this requested amount.

ADDITIONAL OPERATING COSTS (such as utilities, maintenance), SAVINGS OR REVENUE					

FUNDING SOURCES					
How to Pay?	FY 2011-12	FY 2012-13	FY 2013-14	FY 2014-15	FY 2015-16
Operating Revenue Fund 380	25,600	-	-	-	-
<b>TOTAL</b>	<b>25,600</b>	<b>-</b>	<b>-</b>	<b>-</b>	<b>-</b>

Funding Explanation:

Totals for funding sources and project expenses must reconcile for each year.

**\*REFERENCE ONLY - PROJECT CARRY FORWARD FROM 2010-11 BUDGET**

**STATUS:**

**SUMMARY OF PRIOR ACTIVITY**

Fiscal Year	Activities	Budgeted	Spent	Balance
FY 2010-11				\$ -
FY 2009-10 & Prior				\$ -
<b>Project to date</b>				<b>\$ -</b>

**EST. PROJECT START:** MONTH/ YEAR Jun 2012 **PROJECT END:** MONTH/ YEAR Sep 2012 **PREPARED BY** Gregg Strakaluse

# STREETS & TRAFFIC FUND





## **CAPITAL IMPROVEMENTS PROGRAM**

---

### **STREETS FUND**

#### **Streets**

The Streets fund is responsible for maintaining and improving all city streets pathways, intersections, street markings, sidewalks, traffic signs and signalization. The primary funding sources for this are gas taxes.

#### **2011-12 Capital Discussion**

This fund balance of the Streets fund reflects a directed effort initiated in FY 08-09 to reduce fund balance due to the fund balance being too high.

The capital needs for streets and related infrastructure tends to be repair-oriented, not expansion or growth oriented. Historically the City has repaved roadways with a standard 1-inch overlay asphalt mix. In 2007, a report was prepared, rating the condition of City roadways with various overlay options (Rebuild, Overlay, Micro-Resurfacing, and Slurry Seal). Roadways were given a rating of 1-5 based on existing condition (most of the roadways fell into the same category). The City implemented the micro-resurfacing option on a number of roads at a reduced cost, but, unfortunately, found that the process did not provide the structural support required on many older roadways. During 2008 and 2009, complaints were received about the unevenness of the surface. Further, it was discovered that although the cost is half of the cost of a standard overlay, it only yields a quarter of the pavement life. Therefore, the 2011-12 program continues the standard 1-inch structural overlay process. The overlay program will focus on repaving deteriorating roadways instead of "sealing" adequate roadways. Funds for the overlay program have continued at \$500,000 per year.

For 2011-12, the CIP continues to address repair-oriented projects, including pavement, sidewalk, alleys and signals. A lift truck is requested to replace an older lift truck that will also give enhanced in-house capacity to reach higher and extend further. Currently, these needs are provided by outsourcing at an annual cost of approximately \$20,000, and results in service delays.

The Florida Department of Transportation's five-year capital improvement program includes several sidewalk projects in the City. These projects are funded and managed by the FDOT, but shown in the City's capital improvement program for reference purposes.



**STREETS FUND - 390**  
**FINANCIAL ESTIMATES FOR CAPITAL PROJECTS**  
 Fiscal Year 2012-2016

	<b>Amended Budget 2010-11*</b>	<b>Preliminary 2011-12</b>	<b>2012-13</b>	<b>2013-14</b>	<b>2014-15</b>	<b>2015-16</b>
<b>9/30 Fund Balance</b>	<b>4,128,030</b>	<b>2,828,800</b>	<b>2,031,100</b>	<b>1,417,600</b>	<b>886,300</b>	<b>858,300</b>
<b>Estimated Revenues</b>						
Fuel Taxes	1,365,000	1,390,000	1,403,900	1,417,900	1,432,100	1,446,400
Impact Fees	75,000	180,000	180,000	180,000	200,000	200,000
DOT Light Agreement	124,000	124,000	124,000	124,000	124,000	124,000
State Revenue Sharing	226,000	240,000	242,400	244,800	247,200	249,700
Interest Earnings/Other	59,600	50,000	30,500	21,300	13,300	12,900
Transfer from Public Svc Tax	0	0	0	0	500,000	500,000
CRA Loan Repayment	55,311	54,859	0	0	0	0
<b>Total Revenues</b>	<b>1,904,911</b>	<b>2,038,859</b>	<b>1,980,800</b>	<b>1,988,000</b>	<b>2,516,600</b>	<b>2,533,000</b>
<b>Committed Expenditures</b>						
Personal Services	697,896	635,400	648,100	661,100	674,300	687,800
Pavement Mgmt Program	708,437	500,000	500,000	500,000	500,000	500,000
Operating Expenses	1,239,118	1,221,200	1,196,200	1,208,200	1,220,300	1,232,500
<b>Total Expenditures</b>	<b>2,645,451</b>	<b>2,356,600</b>	<b>2,344,300</b>	<b>2,369,300</b>	<b>2,394,600</b>	<b>2,420,300</b>
Available for Capital Projects	3,387,490	2,511,059	1,667,600	1,036,300	1,008,300	971,000
<b>CIP Requests (from List)</b>	<b>558,721</b>	<b>480,000</b>	<b>250,000</b>	<b>150,000</b>	<b>150,000</b>	<b>150,000</b>

*(CIP Requests excludes Pavement Management, which is included in the Operating Expenses)*

\* As of April 30, 2011

## STREETS FUND 390 CAPITAL IMPROVEMENT PROGRAM



CIP ID	PROJECT DESCRIPTION	Amended Budget 2010-11*	Requested 2011-12	2012-13	2013-14	2014-15	2015-16
<b>STREET FUNDS</b>							
12U28	Pavement Management Program**	708,437	500,000	500,000	500,000	500,000	500,000
12U29	Sidewalk Repair & Improvement	297,872	150,000	100,000	100,000	100,000	100,000
12U31	Alley Improvement Program	50,000	100,000	50,000	50,000	50,000	50,000
12U12	Lift Truck	0	100,000	0	0	0	0
12U01	Signal System Improvement	0	130,000	100,000	0	0	0
09U04	Mooring Bridge Repair	5,726	0	0	0	0	0
09U05	Parkshore Bridge Repair	204,163	0	0	0	0	0
09U50	FDOT - JPA Pole	960	0	0	0	0	0
<b>Total Streets Fund</b>		<b>1,267,158</b>	<b>980,000</b>	<b>750,000</b>	<b>650,000</b>	<b>650,000</b>	<b>650,000</b>
<b>FDOT Projects</b>							
FDOT	12th Street N Sidewalks	0	246,743	0	0	0	0
FDOT	Central Avenue Sidewalk	0	123,013	0	0	0	0
FDOT	Crayton Road Sidewalk Ext.	0	0	215,925	0	0	0
<b>Total FDOT Funds</b>		<b>0</b>	<b>369,756</b>	<b>215,925</b>	<b>0</b>	<b>0</b>	<b>0</b>

\* As of April 30, 2011

\*\* Pavement Management Program is budgeted in the operating line item instead of Capital



**City of Naples, Florida  
2011-12 CAPITAL REQUEST**

**PROJECT NAME:** Pavement Management Program  
**DEPARTMENT:** Streets and Stormwater **FUND:** 390  
**PROJECT NUMBER:** 12U28 **CIP SCORE:** 54 **DEPT RANK:** 1  
**PROJECT TYPE:** Ongoing Maint. **OBJECTIVE:** Maintain Service **VISION PLAN:** Preserve Character/Culture  
**PROJECT DESCRIPTION/LOCATION:** This CIP addresses city-wide street resurfacing.  
Resurfacing locations are developed based upon staff evaluation and community input.  
Resurfacing may also include curb and shoulder work, pavement markings, and signage.

**ACCOUNT NUMBER: 390-6570-541-6030 or 390-6565-541-31-42**

**JUSTIFICATION: (for vehicles, include type, year purchased, and prior year's maintenance costs)**  
 Each year staff evaluates pavement condition for structural integrity and surface condition. Also, staff works with community associations and residents to identify specific street locations to resurface for the upcoming year. Resurfacing includes milling and overlay and pavement marking and may also address curb and shoulder work.

TOTAL PROJECT EXPENSES					
CAPITAL COSTS BY TYPE	FY 2011-12	FY 2012-13	FY 2013-14	FY 2014-15	FY 2015-16
Building and Improvements 60-20					
Improvement other than Bldg 60-30	500,000	500,000	500,000	500,000	500,000
Machinery/Equipment 60-40					
Vehicles 60-70					
Other					
<b>TOTAL COST</b>	<b>500,000</b>	<b>500,000</b>	<b>500,000</b>	<b>500,000</b>	<b>500,000</b>

Include any prior year carryforward\* in this requested amount.

ADDITIONAL OPERATING COSTS (such as utilities, maintenance), SAVINGS OR REVENUE					

FUNDING SOURCES					
	FY 2011-12	FY 2012-13	FY 2013-14	FY 2014-15	FY 2015-16
Operating Revenue Fund 390	500,000	500,000	500,000	500,000	500,000
<b>TOTAL</b>	<b>500,000</b>	<b>500,000</b>	<b>500,000</b>	<b>500,000</b>	<b>500,000</b>

Funding Explanation:

Totals for funding sources and project expenses must reconcile for each year.

**\*REFERENCE ONLY - PROJECT CARRY FORWARD FROM 2010-11 BUDGET**  
**STATUS:** \_\_\_\_\_

SUMMARY OF PRIOR ACTIVITY				
Fiscal Year	Activities	Budgeted	Spent	Balance
FY 2010-11	Budget amended for prior year Carryforward	\$ 708,347	\$ 708,347	\$ -
				\$ -
<b>Project to date</b>		<b>\$ 708,347</b>	<b>\$ 708,347</b>	<b>\$ -</b>

**EST. PROJECT START:** MONTH/ YEAR Oct 2011 **PROJECT END:** MONTH/ YEAR Sep 2012 **PREPARED BY:** G. Strakaluse, P.E.





## City of Naples, Florida 2011-2012 CAPITAL REQUEST

**PROJECT NAME:** Sidewalk Repair & Improvement Program  
**DEPARTMENT:** Streets and Stormwater **FUND:** 390  
**PROJECT NUMBER:** 12U29 **CIP SCORE:** 56 **DEPT RANK:** 2  
**PROJECT TYPE:** Ongoing Maint. **OBJECTIVE:** Maintain Service **VISION PLAN:** Preserve Character/Culture  
**PROJECT DESCRIPTION/LOCATION:** The Annual Sidewalk and Pedestrian Enhancement Program includes repair and maintenance as well as construction of missing links, and network expansion.

**ACCOUNT NUMBER: 390-6570-541-6030**

**JUSTIFICATION: (for vehicles, include type, year purchased, and prior year's maintenance costs)**

A significant number of sidewalk repairs and improvements are required annually to address safety and liability. Also, neighborhood sidewalk improvement programs are occasionally requested and the Sidewalk Master Plan outlines network deficiencies. New construction will be subject to available funds and City Council approval.

TOTAL PROJECT EXPENSES					
CAPITAL COSTS BY TYPE	FY 2011-12	FY 2012-13	FY 2013-14	FY 2014-15	FY 2015-16
Building and Improvements 60-20					
Improvements other than Bldg 60-30	150,000	100,000	100,000	100,000	100,000
Machinery/Equipment 60-40					
Vehicles 60-70					
Other					
<b>TOTAL COST</b>	<b>150,000</b>	<b>100,000</b>	<b>100,000</b>	<b>100,000</b>	<b>100,000</b>

Include any prior year carryforward\* in this requested amount.

ADDITIONAL OPERATING COSTS (such as utilities, maintenance), SAVINGS OR REVENUE					

FUNDING SOURCES						
		FY 2011-12	FY 2012-13	FY 2013-14	FY 2014-15	FY 2015-16
<b>Operating Revenue</b>	<b>Fund 390</b>	150,000	100,000	100,000	100,000	100,000
<b>TOTAL</b>		<b>150,000</b>	<b>100,000</b>	<b>100,000</b>	<b>100,000</b>	<b>100,000</b>

Funding Explanation:

Totals for funding sources and project expenses must reconcile for each year.

*REFERENCE ONLY - PROJECT CARRY FORWARD FROM 2010-11 BUDGET				
<b>STATUS:</b>				
SUMMARY OF PRIOR ACTIVITY				
Fiscal Year	Activities	Budgeted	Spent	Balance
FY2010-11		\$ 297,872	\$ 297,872	\$ -
				\$ -
<b>Project to date</b>		<b>\$ 297,872</b>	<b>\$ 297,872</b>	<b>\$ -</b>

**EST. PROJECT START:** MONTH/ YEAR  **PROJECT END:** MONTH/ YEAR  **PREPARED BY** G. Strakaluse, P.E.



**City of Naples, Florida  
2011-2012 CAPITAL REQUEST**

**PROJECT NAME:** Alley Improvement Program  
**DEPARTMENT:** Streets and Stormwater **FUND:** 390  
**PROJECT NUMBER:** 12U31 **CIP SCORE:** 43 **DEPT RANK:** 3  
**PROJECT TYPE:** Ongoing Maint. **OBJECTIVE:** Maintain Service **VISION PLAN** Preserve Character/Culture  
**PROJECT DESCRIPTION/LOCATION:** This CIP includes the repair and maintenance of alleyways throughout the City. It also includes the retrofit of alleyways using the City's established petition process of 50% plus one, this programs addresses neighborhood alley requests related to upgrading surface conditions (i.e. limerock to asphalt).

**ACCOUNT NUMBER: 390-6570-541-6030**

**JUSTIFICATION: (for vehicles, include type, year purchased, and prior year's maintenance costs)**  
 This program allows staff to maintain and improve alleyways. It also considers neighborhood requests to have alley surface changes (i.e. limerock to asphalt) based upon need and adjacent property owner support. A petition process assures that the voice of residents is considered prior to a change in an alley's existing surface treatment and condition.

TOTAL PROJECT EXPENSES					
CAPITAL COSTS BY TYPE	FY 2011-12	FY 2012-13	FY 2013-14	FY 2014-15	FY 2015-16
Building and Improvements 60-20					
Improvements other than Bldg 60-30	100,000	50,000	50,000	50,000	50,000
Machinery/Equipment 60-40					
Vehicles 60-70					
Other					
<b>TOTAL COST</b>	<b>100,000</b>	<b>50,000</b>	<b>50,000</b>	<b>50,000</b>	<b>50,000</b>

Include any prior year carryforward\* in this requested amount.

ADDITIONAL OPERATING COSTS (such as utilities, maintenance), SAVINGS OR REVENUE					

FUNDING SOURCES						
		FY 2011-12	FY 2012-13	FY 2013-14	FY 2014-15	FY 2015-16
<b>Operating Revenue</b>	<b>Fund 390</b>	100,000	50,000	50,000	50,000	50,000
<b>TOTAL</b>		<b>100,000</b>	<b>50,000</b>	<b>50,000</b>	<b>50,000</b>	<b>50,000</b>

Funding Explanation:

Totals for funding sources and project expenses must reconcile for each year.

**\*REFERENCE ONLY - PROJECT CARRY FORWARD FROM 2010-11 BUDGET**

**STATUS:**

SUMMARY OF PRIOR ACTIVITY				
Fiscal Year	Activities	Budgeted	Spent	Balance
FY 2010-11	Projects to be addressed during the summer	\$ 50,000	\$ 50,000	\$ -
FY 2009-10 & Prior				\$ -
<b>Project to date</b>		<b>\$ 50,000</b>	<b>\$ 50,000</b>	<b>\$ -</b>

**EST. PROJECT START:** MONTH/ YEAR Oct 2011 **PROJECT END:** MONTH/ YEAR Sep 2012 **PREPARED BY** G. Strakaluse, P.E.



## City of Naples, Florida 2011-2012 CAPITAL REQUEST

**PROJECT NAME:** Traffic Signal and Street Light Lift Truck  
**DEPARTMENT:** Streets and Stormwater **FUND:** Streets Fund 390  
**PROJECT NUMBER:** 12U12 **CIP SCORE:** 47 **DEPT RANK:** 4  
**PROJECT TYPE:** Replacement **OBJECTIVE:** Expand Service **VISION PLAN** Extraordinary Quality of Life  
**PROJECT DESCRIPTION/LOCATION:** This vehicle is necessary in order for staff to maintain traffic signals and street lights that are currently contracted out for service at an increased cost. Currently the existing equipment does not have the ability to reach a majority of the city's street light and US 41 highway lighting.  
**ACCOUNT NUMBER: 390-6570-541-6030**

**JUSTIFICATION: (for vehicles, include type, year purchased, and prior year's maintenance costs)**  
 The City staff provides daily maintenance and repair to many decorative city owned street lighting and traffic signaling systems, which include U.S.41, 3rd Street, 5th Ave. S., 10th St., 6th Ave. S., and streets and avenues within the CRA. The number of street lights have increased over time, therefore there is a greater demand for maintenance and accessing many locations require additional boom-length due to site constraints. Additionally, the City's boom truck used for many of the repairs was sold two years ago. The City rents and/or contracts such services for many repairs, at an annual cost of more than \$20,000. A total cost-analysis of purchasing a replacement truck indicates a net savings to the City in addition to the ability to provide improved response and increased capacity of the City's employees. This is a 1997 F450 with about 34,000 miles.

TOTAL PROJECT EXPENSES					
CAPITAL COSTS BY TYPE	FY 2011-12	FY 2012-13	FY 2013-14	FY 2014-15	FY 2015-16
Building and Improvements 60-20					
Improvements other than Bldg 60-30					
Machinery/Equipment 60-40					
Vehicles 60-70	100,000				
Other					
<b>TOTAL COST</b>	<b>100,000</b>	-	-	-	-

Include any prior year carryforward\* in this requested amount.

ADDITIONAL OPERATING COSTS (such as utilities, maintenance), SAVINGS OR REVENUE					
Reduced Contracting Cost	20,000	20,000	20,000	20,000	20,000

FUNDING SOURCES						
		FY 2011-12	FY 2012-13	FY 2013-14	FY 2014-15	FY 2015-16
<b>Operating Revenue</b>						
Operating Revenue	<b>Fund 390</b>	100,000				
Salvage Value						
<b>TOTAL</b>		<b>100,000</b>	-	-	-	-

Salvage Value of the F450 is estimated to be \$10,000.

Totals for funding sources and project expenses must reconcile for each year.

*REFERENCE ONLY - PROJECT CARRY FORWARD FROM 2010-11 BUDGET				
<b>STATUS:</b>				
<b>SUMMARY OF PRIOR ACTIVITY</b>				
Fiscal Year	Activities	Budgeted	Spent	Balance
FY 2010-11				\$ -
FY 2009-10 & Prior				\$ -
<b>Project to date</b>		\$ -	\$ -	\$ -

**EST. PROJECT START:** MONTH/ YEAR Oct 2011 **PROJECT END:** MONTH/ YEAR May 2012 **PREPARED BY** G. Strakaluse, P.E.





**City of Naples, Florida  
2011-2012 CAPITAL REQUEST**

**PROJECT NAME:** Signal System Improvement  
**DEPARTMENT:** Streets and Stormwater **FUND:** Streets Fund 390  
**PROJECT NUMBER:** 12U01 **CIP SCORE:** 35 **DEPT RANK:** 5  
**PROJECT TYPE:** Replacement **OBJECTIVE:** Upgrade Service **VISION PLAN** Preserve Character/Culture  
**PROJECT DESCRIPTION/LOCATION:** This CIP would replace the span-wire and pole holding up the traffic signals at 3rd Street South and 5th Avenue South with hurricane resistant, decorative mast-arms.

**ACCOUNT NUMBER: 390-6570-541-6030**

**JUSTIFICATION: (for vehicles, include type, year purchased, and prior year's maintenance costs)**  
 In an effort to improve the City's infrastructure and protect the traffic signal system from damage during hurricanes and tropical storms, the City has been replacing span-wire and concrete pole systems that hold up traffic signals with mast arms. Mast arms are well suited to resist damage during high wind events that are typical during hurricanes and tropical storms. Furthermore, the mast arms that are installed can be designed to be decorative thereby adding to the City's appeal and character, particularly at this intersection where tourist commonly visit. Second year represents a level of effort, to be determined during FY 2011-12.

TOTAL PROJECT EXPENSES					
CAPITAL COSTS BY TYPE	FY 2011-12	FY 2012-13	FY 2013-14	FY 2014-15	FY 2015-16
Building and Improvements 60-20					
Improvements other than Bldg 60-30					
Machinery/Equipment 60-40					
Vehicles 60-70	130,000	100,000			
Other					
<b>TOTAL COST</b>	<b>130,000</b>	<b>100,000</b>	-	-	-

Include any prior year carryforward\* in this requested amount.

ADDITIONAL OPERATING COSTS (such as utilities, maintenance), SAVINGS OR REVENUE					

FUNDING SOURCES						
		FY 2011-12	FY 2012-13	FY 2013-14	FY 2014-15	FY 2015-16
<b>Operating Revenue</b>						
Operating Revenue	<b>Fund 390</b>	130,000				
			-		-	
<b>TOTAL</b>		<b>130,000</b>	-	-	-	-

**Funding Explanation:** The decorative portion of the project would be assessed to the CRA.  
 Totals for funding sources and project expenses must reconcile for each year.

*REFERENCE ONLY - PROJECT CARRY FORWARD FROM 2010-11 BUDGET				
<b>STATUS:</b>				
SUMMARY OF PRIOR ACTIVITY				
Fiscal Year	Activities	Budgeted	Spent	Balance
FY 2010-11				\$ -
FY 2009-10 & Prior				\$ -
<b>Project to date</b>		\$ -	\$ -	\$ -

**EST. PROJECT START:** MONTH/ YEAR Oct 2011 **PROJECT END:** MONTH/ YEAR Sep 2012 **PREPARED BY** G. Strakaluse, P.E.



# SOLID WASTE FUND



## CAPITAL IMPROVEMENTS PROGRAM

---

### SOLID WASTE FUND

The Solid Waste fund is an Enterprise Fund, funded primarily with solid waste fees for residential, multi-family and commercial pick-ups. The fund is used to account for the activities related to proper management of solid and hazardous wastes in the City.

#### **2011-12 Capital Discussion**

This fund has a fund balance expected to be \$4.8 million at the end of the current fiscal year. The available fund balance is generally due to conservative revenue forecasting and operating expenditures under budget, as well as a plan for paying for required garbage truck rebuilds and a recycle transfer site.

Ongoing capital needs for solid waste management includes rebuilding of trucks that still have value. It is management's plan to extend the useful life of the City's garbage truck fleet by rebuilding three (3) trucks this year. Rebuilds will include refurbishment of the truck bodies and replacement of hoses and hydraulic cylinders. The frame, chassis engine and drive trains of the trucks are in good shape and will provide additional years of service. The cost of a new truck is \$225,000 compare to the rebuild cost of \$32,000 per truck. Staff began rebuilding garbage trucks during the 2010-11 FY with good success.

The Solid Waste Department is negotiating an agreement with the Naples Airport Authority to obtain use of property to construct a Recycle Transfer site to transfer collected recycle material to the Lee County Recycle processing facility. During the 2010-11 budget year the City began a single stream residential recycle program to promote and increase customer recycle participation in an effort to reduce waste entering the Collier County landfill. The increase in recycle material will require larger transfer facilities than are currently in use. This transfer facility may lead to relocating the entire Solid Waste department to the Airport Site.



**SOLID WASTE FUND**  
**FINANCIAL ESTIMATES FOR CAPITAL PROJECTS**  
 Fiscal Year 2012-2016

	<b>Amended Budget 2010-11</b>	<b>Preliminary 2011-12</b>	<b>2012-13</b>	<b>2013-14</b>	<b>2014-15</b>	<b>2015-16</b>
<b>Balance Available 9/30</b>	<b>5,742,690</b>	<b>4,813,900</b>	<b>2,693,600</b>	<b>2,630,800</b>	<b>2,449,500</b>	<b>2,543,800</b>
<b>Estimated Revenues</b>						
Solid Waste Fees	6,264,000	6,135,700	6,258,400	6,383,600	6,511,300	6,641,500
Other Miscellaneous	1,000	1,000	10,000	1,000	1,000	1,000
Interest Earned	59,450	48,100	26,900	26,300	24,500	25,400
<b>Total Revenues</b>	<b>6,324,450</b>	<b>6,184,800</b>	<b>6,295,300</b>	<b>6,410,900</b>	<b>6,536,800</b>	<b>6,667,900</b>
<b>Estimated Expenditures</b>						
Personal Services	1,700,089	1,700,100	1,734,100	1,768,800	1,804,200	1,840,300
Operating Supplies	4,356,398	4,400,000	4,444,000	4,488,400	4,533,300	4,578,600
<b>Total Expenditures</b>	<b>6,056,487</b>	<b>6,100,100</b>	<b>6,178,100</b>	<b>6,257,200</b>	<b>6,337,500</b>	<b>6,418,900</b>
Available for Capital Projects	6,010,653	4,898,600	2,810,800	2,784,500	2,648,800	2,792,800
<b>CIP (from List)</b>	<b>1,196,729</b>	<b>2,205,000</b>	<b>180,000</b>	<b>335,000</b>	<b>105,000</b>	<b>105,000</b>

## SOLID WASTE FUND 450 CAPITAL IMPROVEMENT PROJECTS

Proj ID	Project Description	Amended Budget 2010-11	Dept Request 2011-12	2012-13	2013-14	2014-15	2015-16
12P02	Rebuild Large Refuse Trucks	100,000	100,000	75,000	75,000	75,000	75,000
12P21	Residential Satellite Collection Vehicle	0	30,000	30,000	30,000	30,000	30,000
12P06	Recycling Truck Conversions/Rehabs	0	75,000	75,000	0	0	0
11P05	Permanent Recycling Transfer Site	200,000	2,000,000	0	0	0	0
	Prior Year Encumbrances	46,729	0	0	0	0	0
	Large Refuse Truck Replacement	0	0	0	230,000	0	0
	Purchase Recycling Truck	250,000	0	0	0	0	0
	Solid Waste Recycling Carts	400,000	0	0	0	0	0
	Metal Building	200,000	0	0	0	0	0
<b>FUND TOTAL</b>		<b>1,196,729</b>	<b>2,205,000</b>	<b>180,000</b>	<b>335,000</b>	<b>105,000</b>	<b>105,000</b>





**City of Naples, Florida  
2011-2012 CAPITAL REQUEST**

**PROJECT NAME:** Rebuild Large Refuse Trucks  
**DEPARTMENT:** Utilities - Solid Waste **FUND:** 450 (Solid Waste)  
**PROJECT NUMBER:** 12P02 **CIP SCORE:** 68 **DEPT RANK:** 1  
**PROJECT TYPE:** Ongoing Maint. **OBJECTIVE:** Maintain Service **VISION PLAN** Extraordinary Quality of Life  
**PROJECT DESCRIPTION/LOCATION:** This project is intended to rebuild three large refuse truck bodies and re-plumb the hydraulic systems on three large refuse trucks. Based on quotes, staff can have a truck body rehabilitated for approximately \$25,000, and have the hydraulic system re-plumbed for approximately \$7,000.  
**ACCOUNT NUMBER:** 450-1270-534-6070

**JUSTIFICATION: (for vehicles, include type, year purchased, mileage/hours and prior year's maintenance costs)**  
 In an effort to reduce capital costs, staff is recommending to rebuild and extend the useful life of the fleet's existing large refuse trucks in lieu of providing replacement trucks. Over the course of the last decade, all of the large refuse trucks have been replaced. Due to the constant use and environment, truck bodies, hoses, and hydraulic cylinders wear at a rate more rapid than the frame and chassis. The cost of one new truck is estimated at \$225,000, compared to a rehab costing \$32,000 per truck. FY 2012 includes funding to rehabilitate three truck bodies and re-plumb three hydraulic systems per year. FY 2013 through FY 2016 is estimated to accommodate two truck bodies and two hydraulic systems per year.

<b>TOTAL PROJECT EXPENSES</b>					
<b>CAPITAL COSTS BY TYPE</b>	<b>FY 2011-12</b>	<b>FY 2012-13</b>	<b>FY 2013-14</b>	<b>FY 2014-15</b>	<b>FY 2015-16</b>
Building and Improvements 60-20					
Improvements other than Bldg 60-30	100,000	75,000	75,000	75,000	75,000
Machinery/Equipment 60-40					
Vehicles 60-70					
Other					
<b>TOTAL COST</b>	<b>100,000</b>	<b>75,000</b>	<b>75,000</b>	<b>75,000</b>	<b>75,000</b>

Include any prior year carryforward\* in this requested amount.

<b>ADDITIONAL OPERATING COSTS (such as utilities, maintenance), SAVINGS OR REVENUE</b>					

<b>FUNDING SOURCES</b>					
<b>How to Pay?</b>	<b>FY 2011-12</b>	<b>FY 2012-13</b>	<b>FY 2013-14</b>	<b>FY 2014-15</b>	<b>FY 2015-16</b>
Operating Revenue	100,000	75,000	75,000	75,000	75,000
<b>TOTAL</b>	<b>100,000</b>	<b>75,000</b>	<b>75,000</b>	<b>75,000</b>	<b>75,000</b>

Funding Explanation:

Totals for funding sources and project expenses must reconcile for each year.

**\*REFERENCE ONLY - PROJECT CARRY FORWARD FROM 2010-11 BUDGET**  
**STATUS:**

<b>SUMMARY OF PRIOR ACTIVITY</b>				
<b>Fiscal Year</b>	<b>Activities</b>	<b>Budgeted</b>	<b>Spent</b>	<b>Balance</b>
FY 2010-11	Maintenance	\$ 100,000	\$ 100,000	\$ -
FY 2009-10 & Prior		\$ 28,000	\$ 22,586	\$ 5,414
<b>Project to date</b>				\$ 5,414

**EST. PROJECT START:** MONTH/ YEAR Oct 2011 **PROJECT END:** MONTH/ YEAR Sep 2012 **PREPARED BY** Brad White



## City of Naples, Florida 2011-2012 CAPITAL REQUEST

**PROJECT NAME:** Residential Satellite Collection Vehicles  
**DEPARTMENT:** Utilities - Solid Waste **FUND:** 450 (Solid Waste)  
**PROJECT NUMBER:** 12P21 **CIP SCORE:** 68 **DEPT RANK:** 2  
**PROJECT TYPE:** Replacement **OBJECTIVE:** Maintain Service **VISION PLAN:** Extraordinary Quality of Life  
**PROJECT DESCRIPTION/LOCATION:** This project is for the replacement of the small satellite refuse collection vehicles utilized by the Solid Waste Division. These vehicles will replace the current Ford Rangers with dump bodies.

**ACCOUNT NUMBER: 450-1270-534-6070**

**JUSTIFICATION: (for vehicles, include type, year purchased, mileage/hours and prior year's maintenance costs)**

This request is for the replacement of one satellite refuse collection vehicle. This collection vehicle provides residential back door and commercial cart collections and works in conjunction with a rear loading collection vehicle. The current vehicle (#81D408) has met Equipment Services 15 point replacement criteria and is scheduled to be replaced. This vehicle's current mileage is 55,853 and maintenance cost LTD are \$54,671. This vehicle has met the Equipment Services' 15 point replacement program. Recently, Ford discontinued their line of the small Ranger pickup trucks. Staff is currently looking at alternative fueled vehicles to utilize for the residential satellite collection vehicles.

### TOTAL PROJECT EXPENSES

CAPITAL COSTS BY TYPE	FY 2011-12	FY 2012-13	FY 2013-14	FY 2014-15	FY 2015-16
Building and Improvements 60-20					
Improvements other than Bldg 60-30	30,000	30,000	30,000	30,000	30,000
Machinery/Equipment 60-40					
Vehicles 60-70					
Other					
<b>TOTAL COST</b>	<b>30,000</b>	<b>30,000</b>	<b>30,000</b>	<b>30,000</b>	<b>30,000</b>

Include any prior year carryforward\* in this requested amount.

### ADDITIONAL OPERATING COSTS (such as utilities, maintenance), SAVINGS OR REVENUE

--	--	--	--	--	--

### FUNDING SOURCES

How to Pay?	FY 2011-12	FY 2012-13	FY 2013-14	FY 2014-15	FY 2015-16
Operating Revenue	30,000	30,000	30,000	30,000	30,000
<b>TOTAL</b>	<b>30,000</b>	<b>30,000</b>	<b>30,000</b>	<b>30,000</b>	<b>30,000</b>

Funding Explanation:

Totals for funding sources and project expenses must reconcile for each year.

### \*REFERENCE ONLY - PROJECT CARRY FORWARD FROM 2010-11 BUDGET

**STATUS:**

### SUMMARY OF PRIOR ACTIVITY

Fiscal Year	Activities	Budgeted	Spent	Balance
FY 2010-11				\$ -
FY 2009-10 & Prior				\$ -
<b>Project to date</b>				<b>\$ -</b>

**EST. PROJECT START:** MONTH/ YEAR Oct 2011 **PROJECT END:** MONTH/ YEAR Sep 2012 **PREPARED BY** Brad White



## City of Naples, Florida 2011-2012 CAPITAL REQUEST

**PROJECT NAME:** Recycle Truck Conversions  
**DEPARTMENT:** Utilities - Solid Waste **FUND:** 450 (Solid Waste)  
**PROJECT NUMBER:** 12P06 **CIP SCORE:** 52 **DEPT RANK:** 3  
**PROJECT TYPE:** New **OBJECTIVE:** Maintain Service **VISION PLAN:** Extraordinary Quality of Life  
**PROJECT DESCRIPTION/LOCATION:** This project will convert and equip the City's two recycle trucks with automated side loading apparatuses to enhance recycle collections and accommodate cart collections within the alleyways.

**ACCOUNT NUMBER: 450-1270-534-6070**

**JUSTIFICATION: (for vehicles, include type, year purchased, mileage/hours and prior year's maintenance costs)**  
 Currently, the City has two "split body" rear loading recycling trucks; meaning that the body of the trucks contain two separate hoppers for material that is required to be segregated. In October 2010, the City transitioned to single stream recycling operation that utilizes 35 and 65-gallon cart containers. The intent of this project is to convert the "bodies" of these trucks to an automated side loader application that will enhance collections and provide capabilities to collect recycle material from carts within alleyways. FY 2012 contains funding to convert and equip the first of the two recycle trucks with an automated side loader apparatus. FY 2013 contains funding for the conversion of the remaining recycle truck.

TOTAL PROJECT EXPENSES					
CAPITAL COSTS BY TYPE	FY 2011-12	FY 2012-13	FY 2013-14	FY 2014-15	FY 2015-16
Building and Improvements 60-20					
Improvements other than Bldg 60-30	75,000	75,000			
Machinery/Equipment 60-40					
Vehicles 60-70					
Other					
<b>TOTAL COST</b>	<b>75,000</b>	<b>75,000</b>	-	-	-

Include any prior year carryforward\* in this requested amount.

ADDITIONAL OPERATING COSTS (such as utilities, maintenance), SAVINGS OR REVENUE					

FUNDING SOURCES					
How to Pay?	FY 2011-12	FY 2012-13	FY 2013-14	FY 2014-15	FY 2015-16
Operating Revenue	75,000	75,000			
<b>TOTAL</b>	<b>75,000</b>	<b>75,000</b>	-	-	-

Funding Explanation:

Totals for funding sources and project expenses must reconcile for each year.

**\*REFERENCE ONLY - PROJECT CARRY FORWARD FROM 2010-11 BUDGET**

**STATUS:**

SUMMARY OF PRIOR ACTIVITY				
Fiscal Year	Activities	Budgeted	Spent	Balance
FY 2010-11				\$ -
FY 2009-10 & Prior				\$ -
<b>Project to date</b>				<b>\$ -</b>

**EST. PROJECT START:** MONTH/ YEAR  
Oct 2011 **PROJECT END:** MONTH/ YEAR  
Sep 2012 **PREPARED BY** Brad White





## City of Naples, Florida 2011-2012 CAPITAL REQUEST

**PROJECT NAME:** Recycling Transfer Station  
**DEPARTMENT:** Utilities - Solid Waste **FUND:** 450 (Solid Waste)  
**PROJECT NUMBER:** 11P05 **CIP SCORE:** 57 **DEPT RANK:** 4  
**PROJECT TYPE:** New **OBJECTIVE:** Maintain Service **VISION PLAN** Extraordinary Quality of Life  
**PROJECT DESCRIPTION/LOCATION:** Construct a recycling transfer station based on the implementation of a single-stream collections operation and a 65-gallon residential recycle cart program.

**ACCOUNT NUMBER: 450-1270-534-6020**

**JUSTIFICATION: (for vehicles, include type, year purchased, mileage/hours and prior year's maintenance costs)**

This project will allocate funding for the construction of a permanent recycling transfer station. Staff anticipates that the volume of recycling material collected will increase based on the implementation of the 65-gallon recycle cart program. In order to accommodate these material increases, it is necessary to construct a permanent recycling transfer station.

TOTAL PROJECT EXPENSES					
CAPITAL COSTS BY TYPE	FY 2011-12	FY 2012-13	FY 2013-14	FY 2014-15	FY 2015-16
Building and Improvements 60-20	2,000,000				
Improvements other than Bldg 60-30					
Machinery/Equipment 60-40					
Vehicles 60-70					
Other					
<b>TOTAL COST</b>	<b>2,000,000</b>	-	-	-	-

Include any prior year carryforward\* in this requested amount.

ADDITIONAL OPERATING COSTS (such as utilities, maintenance), SAVINGS OR REVENUE					

FUNDING SOURCES					
How to Pay?	FY 2011-12	FY 2012-13	FY 2013-14	FY 2014-15	FY 2015-16
Fund Balance	2,000,000				
<b>TOTAL</b>	<b>2,000,000</b>	-	-	-	-

Funding Explanation:

Totals for funding sources and project expenses must reconcile for each year.

**\*REFERENCE ONLY - PROJECT CARRY FORWARD FROM 2010-11 BUDGET**

**STATUS:**

**SUMMARY OF PRIOR ACTIVITY**

Fiscal Year	Activities	Budgeted	Spent	Balance
FY 2010-11	Design of a permanent recycling transfer station	\$ 200,000	\$ 200,000	\$ -
FY 2009-10 & Prior				\$ -
<b>Project to date</b>				\$ -


**EST. PROJECT START:** MONTH/ YEAR Oct 2011 **PROJECT END:** MONTH/ YEAR Sep 2012 **PREPARED BY** Brad White





PROJECT NAME: Recycling Transfer Station  
 DEPARTMENT: Utilities - Solid Waste  
 PROJECT NUMBER: 11705  
 CIP SCORE: 57  
 DEPT RANK: 4  
 FUND: 450 (Solid Waste)  
 PROJECT TYPE: New  
 OBJECTIVE: Maintain Service VISION PLAN Extraordinary Quality of Life  
 PROJECT DESCRIPTION/LOCATION: Construct a recycling transfer station based on the implementation of a single stream collection location and a 10-million residential recycle cart program.

ACCOUNT NUMBER: 470-1270-234-0210  
 THE PROJECT: (not verified) includes purchase of multiple mechanical lift work (minimum cost).  
 The project will allocate funding for the construction of a permanent recycling transfer station. Staff anticipates that the volume of recycling material collected will increase as a result of a permanent recycling transfer station.  
**This page was intentionally left blank**



TOTAL: \$5,000,000  
 Funding Expansion: Total for funding source and project expense must reconcile for each year.

*REFERENCE ONLY - PROJECT CARRY FORWARD FROM 2010-11 BUDGET				
SUMMARY OF PRIOR ACTIVITY				STATUS
Project to date	FY 2009-10 & prior	FY 2010-11	Actuals	Target Year
\$	\$	\$ 200,000	\$ 200,000	Design of a permanent recycling transfer station
\$	\$	\$ 200,000	\$ 200,000	
\$	\$	\$	\$	

EST. PROJECT START: 01/2011 PROJECT END: Sep 2012 PREPARED BY: B-04/2011  
 MONTHLY YEAR: 01/2011 MONTHLY YEAR: Sep 2012

# STORMWATER FUND



## CAPITAL IMPROVEMENTS PROGRAM

---

### Stormwater Fund

#### **Stormwater**

The City's Stormwater fund is responsible for maintaining and improving the city's stormwater management system which includes storm drainage, flood protection and water quality infrastructure and programs. This fund is operated as an enterprise fund, where users pay a fee. The fee for a typical homeowner is \$12.01 per month. City code allows the fee to change every October by the Consumers Price Index.

#### **2011-12 Capital Discussion**

The 2011-12 capital budget does not assume the receipt of any additional grants, although several applications will be made. Most of the grants received by the Stormwater fund require a 50% match. Since most city stormwater projects are multi-million dollar projects, spanning several years, grants are of great importance, as they assist in accomplishing the long-term projects more rapidly. By only budgeting city-money for projects, the city is able to produce a fundable yet flexible stormwater capital plan that can be adjusted if grants are received, and requirements for any grant match can be clearly budgeted and tracked.

**Project 12V05 - Street Sweeper** - The City maintains an active NPDES-MS4 permit with the Florida Department of Environmental Protection for stormwater pollution prevention and education. An element of that permit is that City streets are required to be swept to remove stormwater contaminants. There is currently one full-time staff member dedicated to sweeping City streets each day. The Department's level of service is set at sweeping every City street at least once per month, the CRA once per week, and to sweep after special events such as parades that typically result in litter and debris along designated streets.

This CIP includes the purchase of a new street sweeper to replace the existing sweeper that has reached the end of its useful life. However, there is a consideration for outsourcing this service, which will be reviewed prior to the acquisition of this equipment.

In the FY12-13, the replacement of the Vac-Con Truck will be required. One of the most important pieces of equipment to maintaining and repairing the City's stormwater drainage system is the Vac Con truck. This equipment enables staff to quickly eliminate blockages in pipe, remove sediment and debris from inlet sumps, cut roots that grow into pipes, and drain water from sumps. The Department's preventative maintenance program actively searches out areas where debris accumulates in the storm sewer system and activates the Vac Con truck to remove debris that would block stormwater flows and result in flooding.

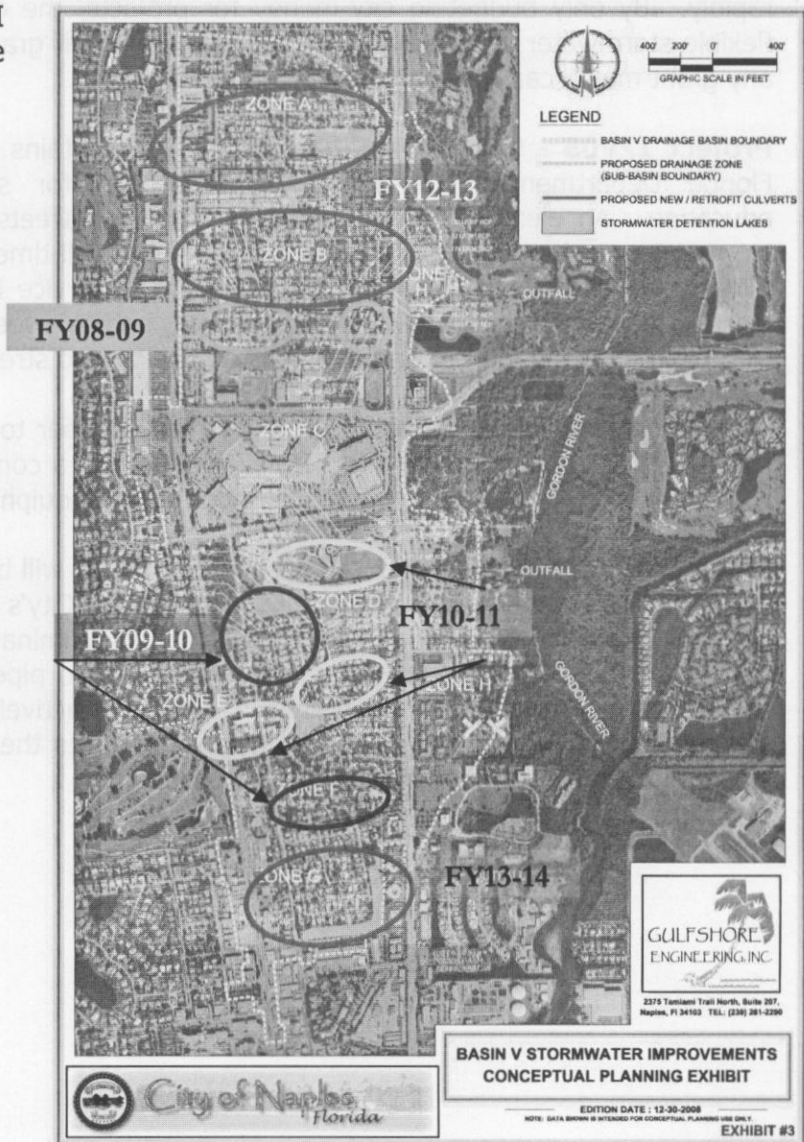
**Project 12V26 -Basin V Stormwater System**

Basin V is generally that area of the City south of Creech Road, north of 6<sup>th</sup> Avenue North, west of Goodlette-Frank Road and east of US-41. In 2005, a conceptual report was prepared for the City that outlined \$23 million of stormwater improvements in Basin V. Those improvements were developed to eliminate road flooding for a 25-year 3-day storm event. After evaluation and careful consideration at the time of the 2007 update of the City's 10-year Stormwater Master Plan, City Council directed staff to consider improvements that were financially feasible, permissible, and constructable in phases given the physical constraints of the neighborhoods. In addition, the level of service was reduced to be more consistent with what is outlined in the Comprehensive Plan. In 2008, a new plan was developed containing \$10 million of stormwater improvements grouped into manageable phases. The following progress has been made:

- FY08-09 Phase I Conveyance Improvements Through Naples High School. \$60,000
- FY09-10 Phase II Conveyance & Water Quality Improvements. \$1.4 million
- FY10-11 Phase III-a Conveyance & Water Quality Improvements: \$600,000

The remaining portions of Phase III have all been permitted and are schedule for construction as follows:

- FY 11-12: Phase III-b
- FY 12-13: Phase III-c
- FY 13-14: Phase III-d





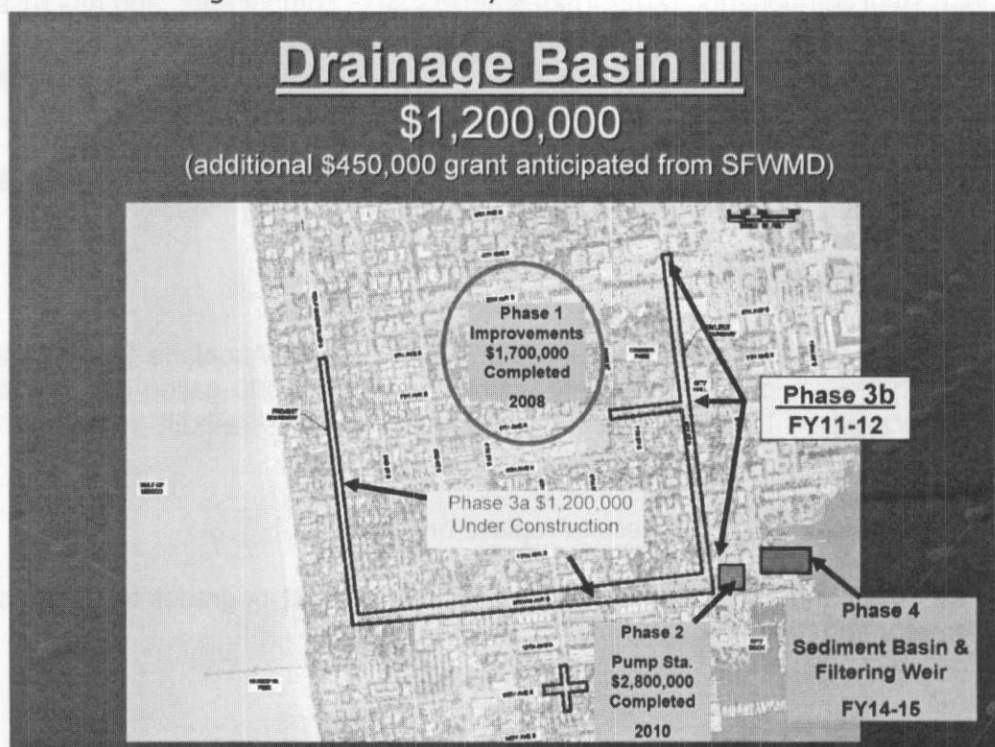
**Project 12V14 Basin III**

Basin III is a 477-acre basin generally including that area of the City south of 2<sup>nd</sup> Ave South, north of 14<sup>th</sup> Avenue South, west of 10<sup>th</sup> Street South and east of the Gulf of Mexico. The topography in Basin III is a relatively flat and low lying. Storm drainage depends upon a 79,000 gallon per minute pump station that discharges into Naples Bay. The following improvements have been made within the basin within the last decade:

- FY07-08 5<sup>th</sup> Ave South Neighborhood Stormwater Improvements. These improvements expanded stormwater pipe conveyance capacity, increased water quality volume in Spring Lake, and removed muck and sediment from East Lake. \$3.1 million
- FY08-09 Cove Stormwater Pump Station Improvements. The 1960's components at this pump station were upgraded to 2010 and included new pumps, engines, electronics and an automated debris removal system. \$2.8 million
- FY10-11 Broad Ave South and Gulf Shore Blvd Stormwater Improvements. These improvements will expand stormwater pipe conveyance capacity along Broad and Gulf Shore and improve water quality through the creation of a stormwater detention area. \$1.15 million.

Within the FY 11-12 CIP, staff proposes continuing stormwater conveyance improvements along 8<sup>th</sup> Street and Avenue South. These improvements were permitted along with the Broad Avenue and Gulf Shore improvements.

Within the FY 12-13 CIP, staff proposes to hire an engineering consulting firm to design and permit a sediment basin and filtering weir system at the discharge point of the Cove Pump Station. Permitting is anticipated to take a significant amount of time, putting construction out to FY 14-15. Construction has been budgeted over two fiscal years.



**Basin II BACKGROUND**

Basin II is a 937-acre basin generally including that area of the City south of Wedge Drive, north of 2<sup>nd</sup> Avenue North, west of US 41 and east of the Gulf of Mexico. The topography in Basin III is a relatively flat and low lying. Approximately 436-acres drain directly to outfalls on the beach. FDEP has identified the following areas of concern regarding beach outfalls: lateral access, turtle habitat, erosion, and water quality. Staff has responded through two reports that attempt to explain actual conditions as well as extreme complexities and costs involved with removal.

Within the FY 11-12 CIP, staff proposes to carry forward funding from FY 10-11 that would be used to hire an engineering firm to develop options that would:

- Further mitigate FDEP's concerns regarding lateral access, turtle habitat, erosion, and water quality;
- Identify and evaluate alternatives such as: consolidation of outfalls, bury and extend, removal and redirection of drainage that may require pump stations, ASR technology, stormwater reuse, and other options.

**Basin VIII BACKGROUND**

Basin VIII is a 195-acre basin generally including that area of the City south of 7<sup>th</sup> Ave North, north of 5<sup>th</sup> Avenue South, west of the Gordon River and east of the Goodlette-Frank Road. The Basin depends entirely upon a 50,000 gallon per minute stormwater pump station located on Riverside Circle. This pump station was built in the late 90's and the pumps and the automated debris removal system require overhaul. Reuse water has been used to cool and lubricate pump components and has contributed significantly to corrosion of parts. The debris removal system was built with steel components, rather than stainless steel components, and has rusted over time.

Within the FY 12-13 CIP, staff proposes to hire an engineering firm to design and permit upgrades to the station that are specifically related to the debris removal system and pumps.

Within the FY 13-14 CIP, staff proposes to construct upgrades to the debris removal system and pumps.

**Basin IV BACKGROUND**

Basin IV is an 873-acre basin generally including that area of Aqualane Shores and Port Royal. Approximately 100-acres of this basin rely entirely upon a 20,000 gallon per minute stormwater pump station located on Lantern Lane. This pump station was re-built in the mid 90's and the pumps require overhaul.

Within the FY 12-13 CIP, staff proposes to replace one pump.

Within the FY 14-15 and 15-16 CIP, staff proposes to construct upgrades to the electronic control system, telemetry and the second pump.



**STORMWATER FUND - 470**  
**FINANCIAL ESTIMATES FOR CAPITAL PROJECTS**  
 Fiscal Year 2012-2016

	<b>Amended Budget 2010-11</b>	<b>Preliminary 2011-12</b>	<b>2012-13</b>	<b>2013-14</b>	<b>2014-15</b>	<b>2015-16</b>
<b>9/30 Fund Balance</b>	<b>4,915,944</b>	<b>5,426,800</b>	<b>5,649,400</b>	<b>5,474,400</b>	<b>5,246,700</b>	<b>4,915,800</b>
<b>Estimated Revenues</b>						
South FL Water Mgmt Grant	700,000	400,000	0	0	0	0
Stormwater Fees	4,100,000	4,100,000	4,141,000	4,182,400	4,224,200	4,266,400
Interest Earnings	70,000	37,500	70,600	68,400	65,600	61,400
<b>Total Revenues</b>	<b>4,870,000</b>	<b>4,537,500</b>	<b>4,211,600</b>	<b>4,250,800</b>	<b>4,289,800</b>	<b>4,327,800</b>
<b>Estimated Expenditures</b>						
Personal Services	523,919	523,900	534,400	545,100	556,000	567,100
Operating Expenses	615,214	615,200	621,400	627,600	633,900	640,200
State Revolving Loan	255,591	255,772	255,772	255,772	255,772	255,772
<b>Total Expenditures</b>	<b>1,394,724</b>	<b>1,394,872</b>	<b>1,411,572</b>	<b>1,428,472</b>	<b>1,445,672</b>	<b>1,463,072</b>
Available for Capital Projects	8,391,220	8,569,428	8,449,428	8,296,728	8,090,828	7,780,528
<b>CIP Requests (from List)</b>	<b>2,964,418</b>	<b>2,920,000</b>	<b>2,975,000</b>	<b>3,050,000</b>	<b>3,175,000</b>	<b>3,275,000</b>

**CAPITAL IMPROVEMENT PROJECTS  
FUND 470 - STORMWATER**

CIP ID	PROJECT DESCRIPTION	BUDGET 2010-11	DEPT	2012-13	2013-14	2014-15	2015-16
			REQUESTED 2011-12				
12V02	Stormwater Improvements	600,000	600,000	600,000	700,000	700,000	800,000
12V05	Street Sweeper Replacement	0	260,000	0	0	0	0
12V14	Basin III Stormwater System Imp.	1,200,000	1,200,000	375,000	0	2,250,000	1,750,000
12V26	Basin V Stormwater Improvements	600,000	600,000	800,000	200,000	0	0
12V03	Basin II Stormwater Improvements	200,000	260,000	500,000	650,000	0	500,000
N/A	Prior Year Encumbrances	329,418	0	0	0	0	0
	Basin IV Stormwater Improvements	0	0	175,000	0	225,000	225,000
	Basin VIII Stormwater Improvements	0	0	250,000	1,500,000	0	0
	Vacuum Truck Replacement	0	0	275,000			
	Pick Up Truck	35,000	0	0	0	0	0
<b>TOTAL FUND</b>		<b>2,964,418</b>	<b>2,920,000</b>	<b>2,975,000</b>	<b>3,050,000</b>	<b>3,175,000</b>	<b>3,275,000</b>





## City of Naples, Florida 2011-2012 CAPITAL REQUEST

**PROJECT NAME:** Citywide Stormwater Improvements  
**DEPARTMENT:** Streets & Stormwater Department **FUND:** 470  
**PROJECT NUMBER:** 12V02 **CIP SCORE:** 61.5 **DEPT RANK:** 1  
**PROJECT TYPE:** Ongoing Maint. **OBJECTIVE:** Maintain Service **VISION PLAN** Preserve Character/Culture  
**PROJECT DESCRIPTION/LOCATION:** Inspection, replacement, and installation of primary and secondary stormwater drainage facilities throughout the City, including pipe, inlet, outfall, swale and manhole repairs and replacement. Also, repair and replacement of pump station hardware, lake aerators, floating islands, survey, minor design, permitting and construction.  
**ACCOUNT NUMBER:** 470.6060.539.6030

**JUSTIFICATION: (for vehicles, include type, year purchased, mileage/hours and prior year's maintenance costs)**  
 To protect both private and public property from adverse high water conditions caused by storm events of various magnitude. Capital work under this program may include the investigation and repair of major and minor storm sewers, drainage inlets and manholes, control structures, pump station hardware, discharge/outfall structures, culverts, concrete and grass swales and related drainage facilities on an on-going annual basis. This CIP includes the purchase of a video camera designed specifically to travel within wet, confined pipe space in order to investigate pipe damage and assess repair approaches. Appropriate levels of replacement and/or construction of new supplemental drainage facilities are critical to maintaining desired or prescribed stormwater levels of service. Such work is typically performed by contractors under annual service contracts and products provided by low-bid or sole-source vendors. In addition, this project will fund ongoing GIS Data mapping as needed

TOTAL PROJECT EXPENSES					
CAPITAL COSTS BY TYPE	FY 2011-12	FY 2012-13	FY 2013-14	FY 2014-15	FY 2015-16
Building and Improvements 60-20					
Improvements other than Bldg 60-30	600,000	600,000	700,000	700,000	800,000
Machinery/Equipment 60-40					
Vehicles 60-70					
Other					
<b>TOTAL COST</b>	<b>600,000</b>	<b>600,000</b>	<b>700,000</b>	<b>700,000</b>	<b>800,000</b>

Include any prior year carryforward\* in this requested amount.

ADDITIONAL OPERATING COSTS (such as utilities, maintenance), SAVINGS OR REVENUE					

FUNDING SOURCES					
How to Pay?	FY 2011-12	FY 2012-13	FY 2013-14	FY 2014-15	FY 2015-16
Operating Revenue	600,000	600,000	700,000	700,000	800,000
<b>TOTAL</b>	<b>600,000</b>	<b>600,000</b>	<b>700,000</b>	<b>700,000</b>	<b>800,000</b>

Funding Explanation:

Totals for funding sources and project expenses must reconcile for each year.

*REFERENCE ONLY - PROJECT CARRY FORWARD FROM 2010-11 BUDGET				
<b>STATUS:</b>				
<b>SUMMARY OF PRIOR ACTIVITY</b>				
Fiscal Year	Activities	Budgeted	Spent	Balance
FY 2010-11		\$ 600,000	\$ 600,000	\$ -
FY 2009-10 & Prior		\$ 500,000	\$ 416,219	\$ 83,781
<b>Project to date</b>				<b>\$ 83,781</b>

**EST. PROJECT START:** MONTH/ YEAR Oct 2011 **PROJECT END:** MONTH/ YEAR Sep 2012 **PREPARED BY** G. Strakaluse, P.E.



**City of Naples, Florida  
2011-2012 CAPITAL REQUEST**

**PROJECT NAME:** Street Sweeper Replacement  
**DEPARTMENT:** Streets & Stormwater **FUND:** 470  
**PROJECT NUMBER:** 12V05 **CIP SCORE:** 48 **DEPT RANK:** 2  
**PROJECT TYPE:** Replacement **OBJECTIVE:** Maintain Service **VISION PLAN** Green Jewel of SW Florida  
**PROJECT DESCRIPTION/LOCATION:** The Department currently owns and operates a street sweeper that is used to pick up road debris throughout the City. The sweeper is operated by one full time employee and each street within the City is swept once a month. Streets with high tourist activity or special events are swept more frequently.  
**ACCOUNT NUMBER:** 470.6070.539.6030

**JUSTIFICATION: (for vehicles, include type, year purchased, mileage/hours and prior year's maintenance costs)**  
 Clean streets are an important part in keeping with the City's goal of being the green jewel of Southwest Florida. From an aesthetic standpoint and water quality perspective, street sweeping is an important part of maintaining a clean City and environment. The City is currently permitted with the Florida Department of Environmental Protection under the NPDES program and required to sweep City streets in order to protect receiving water bodies by improving stormwater quality. Otherwise, significant debris and pollutants would find their way to these natural resources. This CIP includes the purchase of a street sweeper and 5-year maintenance agreement with the manufacturer. The current vehicle is a 2007 Sterling .

<b>TOTAL PROJECT EXPENSES</b>					
<b>CAPITAL COSTS BY TYPE</b>	<b>FY 2011-12</b>	<b>FY 2012-13</b>	<b>FY 2013-14</b>	<b>FY 2014-15</b>	<b>FY 2015-16</b>
Building and Improvements 60-20					
Improvements other than Bldg 60-30					
Machinery/Equipment 60-40	260,000				
Vehicles 60-70					
Other					
<b>TOTAL COST</b>	<b>260,000</b>	-	-	-	-

Include any prior year carryforward\* in this requested amount.

<b>ADDITIONAL OPERATING COSTS (such as utilities, maintenance), SAVINGS OR REVENUE</b>					

<b>FUNDING SOURCES</b>					
<b>How to Pay?</b>	<b>FY 2011-12</b>	<b>FY 2012-13</b>	<b>FY 2013-14</b>	<b>FY 2014-15</b>	<b>FY 2015-16</b>
Operating Revenue	260,000				
<b>TOTAL</b>	<b>260,000</b>	-	-	-	-

Funding Explanation:  
 Totals for funding sources and project expenses must reconcile for each year.

**\*REFERENCE ONLY - PROJECT CARRY FORWARD FROM 2010-11 BUDGET**  
**STATUS:**

<b>SUMMARY OF PRIOR ACTIVITY</b>				
<b>Fiscal Year</b>	<b>Activities</b>	<b>Budgeted</b>	<b>Spent</b>	<b>Balance</b>
FY 2010-11				\$ -
FY 2009-10 & Prior				\$ -
<b>Project to date</b>				\$ -

**EST. PROJECT START:** MONTH/ YEAR Oct 2011 **PROJECT END:** MONTH/ YEAR Dec 2011 **PREPARED BY** G. Strakaluse, P.E.



## City of Naples, Florida 2011-2012 CAPITAL REQUEST

**PROJECT NAME:** Basin III Stormwater System Improvements  
**DEPARTMENT:** Streets & Stormwater **FUND:** 470  
**PROJECT NUMBER:** 11V14 **CIP SCORE:** 58.5 **DEPT RANK:** 3  
**PROJECT TYPE:** Ongoing Maint. **OBJECTIVE:** Upgrade Service **VISION PLAN:** Preserve Character/Culture  
**PROJECT DESCRIPTION/LOCATION:** Construct and inspect stormwater infrastructure improvements to reduce flooding and improve water quality throughout Basin III, which includes the area south of 2nd Ave S, north of 13th Ave S, west of Naples Bay to the Gulf of Mexico.  
**ACCOUNT NUMBER:** 470.6070.539.6030

**JUSTIFICATION: (for vehicles, include type, year purchased, mileage/hours and prior year's maintenance costs)**  
 This CIP includes cost for construction and inspection associated with the Basin III improvements that include new stormwater pipes, inlets and manholes, and swales throughout Basin III with a focus on upsizing the drainage system along 8th Street South, 8th Avenue South, and the intersection of 5th Street South at 11th Avenue South. This CIP may also include design, engineering, and permitting of a sediment basin, filter or weir at the outfall of the Cove Stormwater Pump Station. \$400,000 in matching grant funds are anticipated for this CIP.

TOTAL PROJECT EXPENSES					
CAPITAL COSTS BY TYPE	FY 2011-12	FY 2012-13	FY 2013-14	FY 2014-15	FY 2015-16
Building and Improvements 60-20					
Improvements other than Bldg 60-30	1,200,000	375,000	-	2,250,000	1,750,000
Machinery/Equipment 60-40					
Vehicles 60-70					
Other					
<b>TOTAL COST</b>	<b>1,200,000</b>	<b>375,000</b>	<b>-</b>	<b>2,250,000</b>	<b>1,750,000</b>

Include any prior year carryforward\* in this requested amount.

ADDITIONAL OPERATING COSTS (such as utilities, maintenance), SAVINGS OR REVENUE					

FUNDING SOURCES					
How to Pay?	FY 2011-12	FY 2012-13	FY 2013-14	FY 2014-15	FY 2015-16
Operating Revenue	1,000,000	500,000	500,000		
<b>TOTAL</b>	<b>1,000,000</b>	<b>500,000</b>	<b>500,000</b>	<b>-</b>	<b>-</b>

Funding Explanation: Totals for funding sources and project expenses must reconcile for each year.

*REFERENCE ONLY - PROJECT CARRY FORWARD FROM 2010-11 BUDGET				
<b>STATUS:</b>				
SUMMARY OF PRIOR ACTIVITY				
Fiscal Year	Activities	Budgeted	Spent	Balance
FY 2010-11		\$ 1,200,000	\$ 1,200,000	\$ -
FY 2009-10 & Prior		\$ 500,000	\$ 400,000	\$ 100,000
<b>Project to date</b>				<b>\$ 100,000</b>

**EST. PROJECT START:** MONTH/ YEAR Oct 2011 **PROJECT END:** MONTH/ YEAR Sep 2013 **PREPARED BY** G. Strakaluse, P.E.





**City of Naples, Florida  
2011-2012 CAPITAL REQUEST**

**PROJECT NAME:** Basin V Stormwater Improvements  
**DEPARTMENT:** Streets & Stormwater **FUND:** 470  
**PROJECT NUMBER:** 11V26 **CIP SCORE:** 64 **DEPT RANK:** 4  
**PROJECT TYPE:** Ongoing Maint. **OBJECTIVE:** Upgrade Service **VISION PLAN:** Preserve Character/Culture  
**PROJECT DESCRIPTION/LOCATION:** Construct and inspect stormwater infrastructure improvements to reduce flooding and improve water quality throughout Basin V, which includes the area generally south of Creech Rd, north of 6th Ave N, west of Goodlette - Frank Road and east of US-41  
**ACCOUNT NUMBER:** 470.6070.539.6030

**JUSTIFICATION: (for vehicles, include type, year purchased, mileage/hours and prior year's maintenance costs)**  
 The CIP includes cost for construction and inspection associated with the Basin V improvements that include new stormwater pipe, inlets and manholes within the Basin, as well as swales throughout the Basin.

TOTAL PROJECT EXPENSES					
CAPITAL COSTS BY TYPE	FY 2011-12	FY 2012-13	FY 2013-14	FY 2014-15	FY 2015-16
Building and Improvements 60-20					
Improvements other than Bldg 60-30	600,000	800,000	200,000	-	-
Machinery/Equipment 60-40					
Vehicles 60-70					
Other					
<b>TOTAL COST</b>	<b>600,000</b>	<b>800,000</b>	<b>200,000</b>	<b>-</b>	<b>-</b>

Include any prior year carryforward\* in this requested amount.

ADDITIONAL OPERATING COSTS (such as utilities, maintenance), SAVINGS OR REVENUE					

FUNDING SOURCES					
How to Pay?	FY 2011-12	FY 2012-13	FY 2013-14	FY 2014-15	FY 2015-16
Operating Revenue	600,000	800,000	200,000		
<b>TOTAL</b>	<b>600,000</b>	<b>800,000</b>	<b>200,000</b>	<b>-</b>	<b>-</b>

Funding Explanation:

Totals for funding sources and project expenses must reconcile for each year.

**\*REFERENCE ONLY - PROJECT CARRY FORWARD FROM 2010-11 BUDGET**  
**STATUS:**

SUMMARY OF PRIOR ACTIVITY				
Fiscal Year	Activities	Budgeted	Spent	Balance
FY 2010-11		\$ 600,000	\$ 50,000	\$ 550,000
FY 2009-10 & Prior		\$ 250,000	\$ 181,582	\$ 68,418
<b>Project to date</b>				<b>\$ 618,418</b>

**EST. PROJECT START:** MONTH/ YEAR  **PROJECT END:** MONTH/ YEAR  **PREPARED BY** G. Strakaluse, P.E.





## City of Naples, Florida 2011-2012 CAPITAL REQUEST

**PROJECT NAME:** Beach Outfall Study/Basin II  
**DEPARTMENT:** Streets & Stormwater **FUND:** 470  
**PROJECT NUMBER:** 12V03 **CIP SCORE:** 42 **DEPT RANK:** 5  
**PROJECT TYPE:** Ongoing Maint. **OBJECTIVE:** Upgrade Service **VISION PLAN:** Green Jewel of SW Florida  
**PROJECT DESCRIPTION/LOCATION:** There are ten stormwater outfalls that discharge directly into the Gulf of Mexico. While these outfalls provide a critical function in draining Basin II, there is significant interest in determining if the quantity of stormwater can be reduced through these outfalls and the quality of stormwater can be improved before discharge.  
**ACCOUNT NUMBER:** 470.6070.539.6030

**JUSTIFICATION: (for vehicles, include type, year purchased, mileage/hours and prior year's maintenance costs)**  
 The Florida Department of Environmental Protection has expressed their long term vision for the ultimate removal of outfall structures from beaches statewide, and expressed the importance of minimizing impacts related to water quality, turtle habitat, erosion and lateral access. This study would evaluate each outfalls specific contribution to draining stormwater, assess existing impacts for each outfall with respect to the four areas of concern, and propose solutions for minimizing impacts. In FY 12-13, this CIP includes funding to design and permit the best and most cost effective solutions that evolve from the prior year study. Additionally in FY 13-14, funding is identified to construct improvements that would incorporate the two most southern outfalls into the Basin III drainage system.

<b>TOTAL PROJECT EXPENSES</b>					
<b>CAPITAL COSTS BY TYPE</b>	<b>FY 2011-12</b>	<b>FY 2012-13</b>	<b>FY 2013-14</b>	<b>FY 2014-15</b>	<b>FY 2015-16</b>
Building and Improvements 60-20					
Improvements other than Bldg 60-30					
Machinery/Equipment 60-40					
Vehicles 60-70					
Other	260,000	500,000	650,000		
<b>TOTAL COST</b>	<b>260,000</b>	<b>500,000</b>	<b>650,000</b>	-	-

Include any prior year carryforward\* in this requested amount.

<b>ADDITIONAL OPERATING COSTS (such as utilities, maintenance), SAVINGS OR REVENUE</b>					

<b>FUNDING SOURCES</b>					
<b>How to Pay?</b>	<b>FY 2011-12</b>	<b>FY 2012-13</b>	<b>FY 2013-14</b>	<b>FY 2014-15</b>	<b>FY 2015-16</b>
Operating Revenue	260,000	500,000	650,000		
<b>TOTAL</b>	<b>260,000</b>	<b>500,000</b>	<b>650,000</b>	-	-

Funding Explanation:

Totals for funding sources and project expenses must reconcile for each year.

<b>*REFERENCE ONLY - PROJECT CARRY FORWARD FROM 2010-11 BUDGET</b>				
<b>STATUS:</b>				
<b>SUMMARY OF PRIOR ACTIVITY</b>				
<b>Fiscal Year</b>	<b>Activities</b>	<b>Budgeted</b>	<b>Spent</b>	<b>Balance</b>
FY 2010-11	None	\$ 200,000	\$ -	\$ 200,000
FY 2009-10 & Prior				\$ -
<b>Project to date</b>				<b>\$ 200,000</b>

**EST. PROJECT START:** MONTH/ YEAR Oct 2011 **PROJECT END:** MONTH/ YEAR Dec 2011 **PREPARED BY** G. Strakaluse, P.E.



PROJECT NAME:	Beach Outlet Study/Phase II	DEPARTMENT:	Streets & Stormwater	PROJECT NUMBER:	13903	CIP SCORE:	43
PROJECT TYPE:	Operational	OBJECTIVE:	Locust Grove	VISION PLAN:	Green Jewel of SW Florida	FUND:	430

**PROJECT DESCRIPTION/LOCATION:** This is for stormwater outlets that discharge directly into the Gulf of Mexico. While these outlets provide a critical function in draining Basin II, there is significant concern regarding the quantity of stormwater that is being discharged through these outlets and the quality of stormwater that is being discharged. The project is for the replacement of these outlets with a treatment facility.

**ACCOUNT NUMBER:** 430-680-231-6000

**JUSTIFICATION:** For each outlet, the project will construct a treatment facility and perform a maintenance program. The Florida Department of Environmental Protection has expressed their long-term vision for the ultimate removal of outlets from basins situated in the Gulf of Mexico. The project will provide a long-term solution to the problem of stormwater outlets in the southern portion of the basin. In FY 13-14, the CIP includes the replacement of 10 outlets. Additionally, in FY 14-15, the project will include the replacement of 10 outlets. The project will provide a long-term solution to the problem of stormwater outlets in the southern portion of the basin. In FY 13-14, the project will include the replacement of 10 outlets. In FY 14-15, the project will include the replacement of 10 outlets.

**This page was intentionally left blank**



TOTAL	100,000	100,000	100,000	100,000	100,000	100,000	100,000
-------	---------	---------	---------	---------	---------	---------	---------

**REFERENCE ONLY - PROJECT CARRY FORWARD FROM 2010-11 BUDGET**

SUMMARY OF PRIOR ACTIVITY		FISCAL YEAR	
Project to Date	FY 2010-11	None	FY 2010-11
Balance	\$ 500,000	\$ 200,000	\$ 200,000
Spent	\$ 200,000	\$ 200,000	\$ 200,000
Balance	\$ 300,000	\$ 0	\$ 0

EST. PROJECT START:	04/2011	PROJECT END:	Dec 2011	MONTHLY YEAR:	2011
PREPARED BY: G. Stokrode, P.E.					

# RECREATION



**DOCK FUND**  
**FINANCIAL ESTIMATES FOR CAPITAL PROJECTS**  
 Fiscal Year 2012-2016

	<b>Budget 2010-11</b>	<b>Preliminary 2011-12</b>	<b>2012-13</b>	<b>2013-14</b>	<b>2014-15</b>	<b>2015-16</b>
<b>9/30 Fund Balance</b>	<b>81,653</b>	<b>180,700</b>	<b>232,300</b>	<b>294,600</b>	<b>284,600</b>	<b>(397,400)</b>
<b>Estimated Revenues</b>						
Dock Rentals	450,000	400,000	404,000	408,000	412,100	416,200
Fuel Sales	500,000	700,000	728,000	757,125	787,375	818,875
Bait & Misc Sales	65,000	66,000	66,700	67,400	68,100	68,800
Naples Landing	42,500	55,000	13,000	13,000	13,000	13,000
Miscellaneous Revenue	6,300	9,000	9,000	9,000	9,000	9,000
<b>Total Revenue</b>	<b>1,063,800</b>	<b>1,230,000</b>	<b>1,220,700</b>	<b>1,254,525</b>	<b>1,289,575</b>	<b>1,325,875</b>
<b>Estimated Expenditures</b>						
Personal Services	196,130	196,100	200,000	204,000	208,100	212,300
Operating Expenses	368,650	372,300	376,000	379,800	383,600	387,400
Fuel Purchase	400,000	560,000	582,400	605,700	629,900	655,100
<b>Total Expenditures</b>	<b>964,780</b>	<b>1,128,400</b>	<b>1,158,400</b>	<b>1,189,500</b>	<b>1,221,600</b>	<b>1,254,800</b>
<b>Available for Capital Projects</b>	<b>180,673</b>	<b>282,300</b>	<b>294,600</b>	<b>359,625</b>	<b>352,575</b>	<b>(326,325)</b>
<b>CIP Requests (from List)</b>	<b>0</b>	<b>50,000</b>	<b>0</b>	<b>75,000</b>	<b>750,000</b>	<b>0</b>



**CAPITAL IMPROVEMENT PROJECTS  
FUND 460 - DOCK FUND**

PROJECT ID	PROJECT DESCRIPTION	BUDGET 2010-11	DEPT REQUEST				
			2011-12	2012-13	2013-14	2014-15	2015-16
12Q01	Fuel Pumps & Cash Register	0	50,000	0	0	0	0
	City Dock Structural Report	0	0	0	75,000	0	0
	City Dock Renovation	0	0	0	0	750,000	0
<b>FUND TOTAL</b>		<b>0</b>	<b>50,000</b>	<b>0</b>	<b>75,000</b>	<b>750,000</b>	<b>0</b>



**City of Naples, Florida  
2011-2012 CAPITAL REQUEST**

**PROJECT NAME:** Fuel Pumps and Register Replacement  
**DEPARTMENT:** City Manager **FUND:** 460  
**PROJECT NUMBER:** 12Q01 **CIP SCORE:** 53 **DEPT RANK:** 1  
**PROJECT TYPE:** Replacement **OBJECTIVE:** Upgrade Service **VISION PLAN** Not applicable  
**PROJECT DESCRIPTION/LOCATION:** Replace the 4 fuel pumps and the point of sale register.

**ACCOUNT NUMBER:**

**JUSTIFICATION: (for vehicles, include type, year purchased, mileage/hours and prior year's maintenance costs)**

The fuel pumps are 10+ years old. Rust is forming in the frame of all units. The cost for on-going repairs has increased. The point of sale (POS) register is 13+ years old & ongoing repairs is costly.

TOTAL PROJECT EXPENSES					
CAPITAL COSTS BY TYPE	FY 2011-12	FY 2012-13	FY 2013-14	FY 2014-15	FY 2015-16
Building and Improvements 60-20					
Improvements other than Bldg 60-30	50,000	-			
Machinery/Equipment 60-40					
Vehicles 60-70					
Other					
<b>TOTAL COST</b>	<b>50,000</b>	<b>-</b>	<b>-</b>	<b>-</b>	<b>-</b>

Include any prior year carryforward\* in this requested amount.

ADDITIONAL OPERATING COSTS (such as utilities, maintenance), SAVINGS OR REVENUE					

FUNDING SOURCES					
How to Pay?	FY 2011-12	FY 2012-13	FY 2013-14	FY 2014-15	FY 2015-16
Operating Revenue	50,000				
<b>TOTAL</b>	<b>50,000</b>	<b>-</b>	<b>-</b>	<b>-</b>	<b>-</b>

Funding Explanation:

Totals for funding sources and project expenses must reconcile for each year.

**\*REFERENCE ONLY - PROJECT CARRY FORWARD FROM 2009-10 BUDGET**

**STATUS:**

**SUMMARY OF PRIOR ACTIVITY**

Fiscal Year	Activities	Budgeted	Spent	Balance
FY 2010-11				\$ -
FY 2009-10 & Prior				\$ -
<b>Project to date</b>				\$ -

**EST. PROJECT START:** MONTH/ YEAR Oct 2011 **PROJECT END:** MONTH/ YEAR Dec 2011 **PREPARED BY** Roger Jacobsen



**CAPITAL IMPROVEMENTS PROGRAM**  
**Recreation Funds**

The four funds typically included under this title are:

- Dock Fund
- Beach Fund
- Tennis Fund and
- Community Development Block Grant (CDBG) Fund

The first three funds are enterprise funds, funded primarily with user fees.

The Dock Fund has a request to upgrade and replace their current fuel pumps and cash register, which have exceeded their useful life.

The Beach fund has no capital requests. The annual program of beach crossover maintenance has been moved from the Capital improvement program to the maintenance budget, due to the small cost of each improvement. This should remain as a part of the annual maintenance program.

The Tennis fund has \$45,000 requested for completing the court lighting replacement and upgrade program.

The CDBG fund has the project "Anthony Park Phase II" planned for FY 11-12. Future CDBG projects are dependent upon future funding of this federal grant program.

FUNDING SOURCE	FY 2011-12	FY 2012-13	FY 2013-14	FY 2014-15	FY 2015-16
Operating Revenue	20,000				
<b>TOTAL</b>	<b>20,000</b>				

*REFERENCE ONLY - PROJECT CARRY FORWARD FROM 2009-10 BUDGET				
PROJECT TO DATE	FY 2011-12	FY 2012-13	FY 2013-14	FY 2014-15



**TENNIS FUND - 480**  
**FINANCIAL ESTIMATES FOR CAPITAL PROJECTS**  
 Fiscal Year 2012-2016

	<b>Budget</b>	<b>Preliminary</b>				
	<b>2010-11</b>	<b>2011-12</b>	<b>2012-13</b>	<b>2013-14</b>	<b>2014-15</b>	<b>2015-16</b>
<b>9/30 Fund Balance</b>	<b>315,576</b>	<b>271,000</b>	<b>187,200</b>	<b>145,700</b>	<b>105,000</b>	<b>63,800</b>
<b>Estimated Revenues</b>						
Tennis Revenues	442,100	406,400	410,500	414,600	418,700	422,900
Interest Earnings	2,800	3,200	1,900	1,500	1,100	600
Public Purpose Trf (Gen. Fund)	52,500	50,000	47,500	47,500	47,500	47,500
Total Revenues	497,400	459,600	459,900	463,600	467,300	471,000
<b>Estimated Expenditures</b>						
Personal Services	202,534	202,500	204,500	206,500	209,600	212,700
Operating Expenses	240,869	230,900	233,200	235,500	237,900	240,300
Debt Service *	68,558	64,960	63,652	62,344	61,035	15,055
Total Expenditures	511,961	498,360	501,352	504,344	508,535	468,055
Available for Capital Projects	<b>301,015</b>	<b>232,240</b>	<b>145,748</b>	<b>104,956</b>	<b>63,765</b>	<b>66,745</b>
<b>CIP Requests (from List)</b>	30,000	45,000	0	0	0	0

\*Final debt service payment will be made December 1, 2015.



## CAPITAL IMPROVEMENT PROJECTS FUND 480 - TENNIS FUND

PROJECT ID	PROJECT DESCRIPTION	BUDGET 2010-11	DEPT PROPOSED 2011-12	2012-13	2013-14	2014-15	2015-16
12G01	Tennis Ct Light Pole Replacement	30,000	45,000	0	0	0	0
<b>FUND TOTAL</b>		<b>30,000</b>	<b>45,000</b>	<b>0</b>	<b>0</b>	<b>0</b>	<b>0</b>



**City of Naples, Florida  
2011-2012 CAPITAL REQUEST**

**PROJECT NAME:** Tennis Court Light Pole Replacement (48)  
**DEPARTMENT:** Community Services **FUND:** 480  
**PROJECT NUMBER:** 12G01 **CIP SCORE:** 42.5 **DEPT RANK:** 1  
**PROJECT TYPE:** Replacement **OBJECTIVE:** Maintain Service **VISION PLAN** Not applicable  
**PROJECT DESCRIPTION/LOCATION:** Repair the light poles at the Arthur L. Allen Tennis in Cambier Park Center.

**ACCOUNT NUMBER: 480.0912.572.60.30**

**JUSTIFICATION: (for vehicles, include type, year purchased, mileage/hours and prior year's maintenance costs)**  
 This represents the completion of a three year effort to replace the sleeves and poles of the tennis court lights. Existing poles are rusted due to inclement weather and deterioration. The final 31 poles will be replaced.

TOTAL PROJECT EXPENSES					
CAPITAL COSTS BY TYPE	FY 2011-12	FY 2012-13	FY 2013-14	FY 2014-15	FY 2015-16
Building and Improvements 60-20					
Improvements other than Bldg 60-30	45,000	-			
Machinery/Equipment 60-40					
Vehicles 60-70					
Other					
<b>TOTAL COST</b>	45,000	-	-	-	-

Include any prior year carryforward\* in this requested amount.

ADDITIONAL OPERATING COSTS (such as utilities, maintenance), SAVINGS OR REVENUE					

FUNDING SOURCES						
How to Pay?		FY 2011-12	FY 2012-13	FY 2013-14	FY 2014-15	FY 2015-16
Operating Revenue	Tennis Fund	45,000	-			
						-
<b>TOTAL</b>		45,000	-	-	-	-

Funding Explanation:

Totals for funding sources and project expenses must reconcile for each year.

**\*REFERENCE ONLY - PROJECT CARRY FORWARD FROM 2010-11 BUDGET**  
**STATUS:**

SUMMARY OF PRIOR ACTIVITY				
Fiscal Year	Activities	Budgeted	Spent	Balance
FY 2010-11		\$ 30,000	\$ 30,000	0
FY 2009-10 & Prior		\$ 20,000	\$ 18,915	1,085
<b>Project to date</b>				1,085

**EST. PROJECT START:** MONTH/ YEAR Apr 2012 **PROJECT END:** MONTH/ YEAR Aug 2012 **PREPARED BY** J. Boscaglia



**COMMUNITY DEVELOPMENT BLOCK GRANT - FUND 130  
FINANCIAL ESTIMATES FOR CAPITAL PROJECTS  
Fiscal Year 2012-2016**

	<b>Budget 2010-11</b>	<b>Preliminary 2011-12</b>	<b>2012-13</b>	<b>2013-14</b>	<b>2014-15</b>	<b>2015-16</b>
<b>Balance as of 9/30</b>	<b>15,789</b>	<b>25,800</b>	<b>35,800</b>	<b>45,800</b>	<b>55,800</b>	<b>65,800</b>
<b>Estimated Revenues</b>						
CDBG Entitlement Funds	120,434	101,355	101,000	101,000	101,000	101,000
Local Program Income	10,000	10,000	10,000	10,000	10,000	10,000
<b>Total Revenue</b>	<b>130,434</b>	<b>111,355</b>	<b>111,000</b>	<b>111,000</b>	<b>111,000</b>	<b>111,000</b>
<b>Estimated Expenditures</b>						
Operating Expense		0	0	0	0	0
<b>Total Expenditures</b>	<b>0</b>	<b>0</b>	<b>0</b>	<b>0</b>	<b>0</b>	<b>0</b>
<b>Available for Capital Projects</b>	<b>146,223</b>	<b>137,155</b>	<b>146,800</b>	<b>156,800</b>	<b>166,800</b>	<b>176,800</b>
<b>CIP Requests (from List)</b>	120,434	101,355	101,000	101,000	101,000	101,000

## CAPITAL IMPROVEMENT PROJECTS Community Development Block Grant Fund



CIP ID	PROJECT DESCRIPTION	DEPT REQUEST					
		BUDGET 2010-11	2011-12	2012-13	2013-14	2014-15	2015-16
12C55	Anthony Park Phase I and Phase II	120,434	101,355	0	0	0	0
	CDBG Future Projects	0	0	101,000	101,000	101,000	101,000
	<b>FUND TOTAL</b>	<b>120,434</b>	<b>101,355</b>	<b>101,000</b>	<b>101,000</b>	<b>101,000</b>	<b>101,000</b>





**City of Naples, Florida  
2011-2012 CAPITAL REQUEST**

**PROJECT NAME:** Anthony Park Phase II  
**DEPARTMENT:** Finance/Community Services/CDBG **FUND:** CDBG  
**PROJECT NUMBER:** 12C55 **CIP SCORE:** 50 **DEPT RANK:** 1  
**PROJECT TYPE:** New **OBJECTIVE:** Upgrade Service **VISION PLAN** Extraordinary Quality of Life  
**PROJECT DESCRIPTION/LOCATION:** 3rd Ave. N and 11th St. N.

Improve and Enhance Anthony Park, a 4 acre pristine landscaped park and athletic center, located on the Gordon River at 1500 5th Ave North. These enhancements are part of the approved CDBG project

**ACCOUNT NUMBER:**

**JUSTIFICATION: (for vehicles, include type, year purchased, mileage/hours and prior year's maintenance costs)**

- Additional parking and Curb construction along 5th Ave. - N
  - Additional landscaping and up to three small shelter gazebo-like shade structures
  - Pathway construction that would continue the existing and planned pathway along the western portion of the property and connect with 5th Ave -N at the southern end of the property
  - Other considerations would include 1) lighting plan and implementation for the park, 2) park fixture (e.g. park benches etc.)
- Because funding of the CDBG for FY 2012 is still being considered in whole and in part by Congress, the project will be left "scalable" to adjust to the actual Naples CDBG funding allocation.

TOTAL PROJECT EXPENSES					
CAPITAL COSTS BY TYPE	FY 2011-12	FY 2012-13	FY 2013-14	FY 2014-15	FY 2015-16
Building and Improvements 60-20					
Improvements other than Bldg 60-30	101,355				
Machinery/Equipment 60-40					
Vehicles 60-70					
Other					
<b>TOTAL COST</b>	<b>101,355</b>	-	-	-	-

Include any prior year carryforward\* in this requested amount.

ADDITIONAL OPERATING COSTS (such as utilities, maintenance), SAVINGS OR REVENUE					

FUNDING SOURCES					
How to Pay?	FY 2011-12	FY 2012-13	FY 2013-14	FY 2014-15	FY 2015-16
Grant CDBG	101,355				
<b>TOTAL</b>	<b>101,355</b>	<b>0</b>	<b>0</b>	<b>0</b>	<b>0</b>

Funding Explanation:

Totals for funding sources and project expenses must reconcile for each year.

**\*REFERENCE ONLY - PROJECT CARRY FORWARD FROM 2010-11 BUDGET**  
**STATUS:**

SUMMARY OF PRIOR ACTIVITY				
Fiscal Year	Activities	Budgeted	Spent	Balance
FY 2010-11	Anthony Park Phase 1	\$ 120,434	\$ 120,434	\$ -
FY 2009-10 & Prior				\$ -
<b>Project to date</b>				\$ -

**EST. PROJECT START:** MONTH/ YEAR Oct 2011 **PROJECT END:** MONTH/ YEAR Jun 2012 **PREPARED BY** Ann Marie S. Ricardi

**INTERNAL SERVICE  
FUND**



## **CAPITAL IMPROVEMENTS PROGRAM**

### **Internal Service Funds**

---

The City has four internal service funds, but typically, only two, Technology Services and Equipment Services have capital needs.

Internal Service funds pay for their capital with fees charged for their services.

For FY 11-12, Technology Services continues the ongoing-year program of replacing aging, out of warranty equipment on a schedule. Until this year, smaller equipment, such as printers and network parts formerly were budgeted as ongoing capital projects, but will be moved to the operating budget, due to their low individual cost. Three new projects were requested for FY11-12 including:

- 10GB Network Switching
- GIS Large Format Printer
- Global Positioning Units

Technology Services will be coordinating a major capital project showing in the Public Service Tax Fund, the replacement of the City's integrated software system.

Equipment Services has no capital needs for FY 11-12.



**TECHNOLOGY SERVICES FUND - FUND 520**  
**FINANCIAL ESTIMATES FOR CAPITAL PROJECTS**  
 Fiscal Year 2012-2016

	<b>Budget 2010-11</b>	<b>Preliminary 2011-12</b>	<b>2012-13</b>	<b>2013-14</b>	<b>2014-15</b>	<b>2015-16</b>
<b>9/30 Fund Balance</b>	<b>432,895</b>	<b>458,409</b>	<b>373,206</b>	<b>227,506</b>	<b>159,356</b>	<b>144,877</b>
<b>Estimated Revenues</b>						
Charges for Services	1,924,330	1,800,000	1,818,000	1,836,200	1,872,900	1,910,400
Transfer From Public Service Tax	44,840	0	0	0	0	0
Interest Earnings	5,850	4,800	5,500	3,000	2,100	1,900
Total Revenues	1,975,020	1,804,800	1,823,500	1,839,200	1,875,000	1,912,300
<b>Estimated Expenditures</b>						
Personal Services	1,010,009	1,000,000	1,020,000	1,040,400	1,061,200	1,082,400
Operating Expenses*	686,857	688,413	688,400	688,400	703,279	717,300
Total Expenditures	1,696,866	1,688,413	1,708,400	1,728,800	1,764,479	1,799,700
Available for Capital Projects	711,049	574,796	488,306	337,906	269,877	257,477
<b>CIP Requests (from List)</b>	252,640	201,590	260,800	178,550	125,000	153,350
Less amount from Public Svc Tax**	44,840	0	0	0	0	0
Net Technology Projects	207,800	201,590	260,800	178,550	125,000	153,350

\*Operating costs/maintenance could slightly when the City's municipal operating system is upgraded.

\*\*Reference only. Some projects may be determined to be appropriate to the Capital Projects Fund



## CAPITAL IMPROVEMENT PROJECTS FUND 520 - TECHNOLOGY SERVICES

PROJECT NUMBER	PROJECT DESCRIPTION	DEPT REQUEST					
		BUDGET 2010-11	2011-12	2012-13	2013-14	2014-15	2015-16
12T01	PC Replacement Program	120,000	80,000	80,000	80,000	80,000	80,000
12T02	Server Replacement Program	45,000	45,000	45,000	45,000	45,000	45,000
12T03	10GB Network Switching	0	31,520	0	0	0	0
12T10	GIS Large Format Printer	0	15,958	0	0	0	0
12T11	Global Positioning Units	0	29,112	0	0	0	0
11T04	Printer Replacement Program **	10,000	0	0	0	0	0
11T06	Network Infrastructure Program **	25,000	0	0	0	0	0
11T09	*TV Studio Improvements	16,490	0	0	0	0	0
11T08	*Police & Fire Notebook Replacements	28,350	0	75,600	53,550	0	28,350
11T07	Computer Center UPS Upgrade	7,800	0	0	0	0	0
	Enterprise Vault	0	0	60,200	0	0	0
<b>FUND TOTAL</b>		<b>252,640</b>	<b>201,590</b>	<b>260,800</b>	<b>178,550</b>	<b>125,000</b>	<b>153,350</b>



**City of Naples, Florida  
2011-2012 CAPITAL REQUEST**

**PROJECT NAME:** PC Replacement Program  
**DEPARTMENT:** Technology Services **FUND:** 520  
**PROJECT NUMBER:** 12T01 **CIP SCORE:** 47 **DEPT RANK:** 1  
**PROJECT TYPE:** Replacement **OBJECTIVE:** Maintain Service **VISION PLAN** Extraordinary Quality of Life  
**PROJECT DESCRIPTION/LOCATION:** Targeted replacement of PCs throughout the City

**ACCOUNT NUMBER:** 520-8003-590-6040

**JUSTIFICATION: (for vehicles, include type, year purchased, mileage/hours and prior year's maintenance costs)**

This is a program to replace aging out-of-warranty personal computers at a rate of 80+ every four years. The useful lifespan of a PC is between 4-5 years.

<b>TOTAL PROJECT EXPENSES</b>					
<b>CAPITAL COSTS BY TYPE</b>	<b>FY 2011-12</b>	<b>FY 2012-13</b>	<b>FY 2013-14</b>	<b>FY 2014-15</b>	<b>FY 2015-16</b>
Building and Improvements 60-20					
Improvements other than Bldg 60-30					
Machinery/Equipment 60-40	80,000	80,000	80,000	80,000	80,000
Vehicles 60-70					
Other					
<b>TOTAL COST</b>	<b>80,000</b>	<b>80,000</b>	<b>80,000</b>	<b>80,000</b>	<b>80,000</b>

Include any prior year carryforward\* in this requested amount.

<b>ADDITIONAL OPERATING COSTS (such as utilities, maintenance), SAVINGS OR REVENUE</b>					

<b>FUNDING SOURCES</b>					
	<b>FY 2011-12</b>	<b>FY 2012-13</b>	<b>FY 2013-14</b>	<b>FY 2014-15</b>	<b>FY 2015-16</b>
Operating Revenue	80,000	80,000	80,000	80,000	80,000
<b>TOTAL</b>	<b>80,000</b>	<b>80,000</b>	<b>80,000</b>	<b>80,000</b>	<b>80,000</b>

Funding Explanation:

Totals for funding sources and project expenses must reconcile for each year.

<b>*REFERENCE ONLY - PROJECT CARRY FORWARD FROM 2010-11 BUDGET</b>	
<b>STATUS:</b>	

<b>SUMMARY OF PRIOR ACTIVITY</b>				
<b>Fiscal Year</b>	<b>Activities</b>	<b>Budgeted</b>	<b>Spent</b>	<b>Balance</b>
FY 2010-11		\$ 120,000	\$ 120,000	\$ -
FY 2009-10 & Prior				\$ -
<b>Project to date</b>		\$ 120,000	\$ 120,000	\$ -

**EST. PROJECT START:** MONTH/ YEAR Oct 2011 **PROJECT END:** MONTH/ YEAR Sep 2012 **PREPARED BY** Steve Weeks



**City of Naples, Florida  
2011-2012 CAPITAL REQUEST**

**PROJECT NAME:** Server Replacement Program  
**DEPARTMENT:** Technology Services **FUND:** 520  
**PROJECT NUMBER:** 12T02 **CIP SCORE:** 34.5 **DEPT RANK:** 2  
**PROJECT TYPE:** Replacement **OBJECTIVE:** Maintain Service **VISION PLAN** Extraordinary Quality of Life  
**PROJECT DESCRIPTION/LOCATION:** Servers are located on the City's network and are replaced every 3 - 4 years

**ACCOUNT NUMBER: 520-8003-590-6040**

**JUSTIFICATION: (for vehicles, include type, year purchased, mileage/hours and prior year's maintenance costs)**

An annual, ongoing replacement program for aging, out-of-warranty network servers. The useful lifespan of a network server is between three and four years, depending on its roll within the enterprise. Currently there are 28 servers between, Police, Fire and Technology Services. In-service dates range from 2007.

<b>TOTAL PROJECT EXPENSES</b>					
<b>CAPITAL COSTS BY TYPE</b>	<b>FY 2011-12</b>	<b>FY 2012-13</b>	<b>FY 2013-14</b>	<b>FY 2014-15</b>	<b>FY 2015-16</b>
Building and Improvements 60-20					
Improvements other than Bldg 60-30					
Machinery/Equipment 60-40	45,000	45,000	45,000	45,000	45,000
Vehicles 60-70					
Other					
<b>TOTAL COST</b>	<b>45,000</b>	<b>45,000</b>	<b>45,000</b>	<b>45,000</b>	<b>45,000</b>

Include any prior year carryforward\* in this requested amount.

<b>ADDITIONAL OPERATING COSTS (such as utilities, maintenance), SAVINGS OR REVENUE</b>					

<b>FUNDING SOURCES</b>					
	<b>FY 2011-12</b>	<b>FY 2012-13</b>	<b>FY 2013-14</b>	<b>FY 2014-15</b>	<b>FY 2015-16</b>
Operating Revenue	45,000	45,000	45,000	45,000	45,000
<b>TOTAL</b>	<b>45,000</b>	<b>45,000</b>	<b>45,000</b>	<b>45,000</b>	<b>45,000</b>

Funding Explanation:

Totals for funding sources and project expenses must reconcile for each year.

**\*REFERENCE ONLY - PROJECT CARRY FORWARD FROM 2010-11 BUDGET**

**STATUS:**

**SUMMARY OF PRIOR ACTIVITY**

<b>Fiscal Year</b>	<b>Activities</b>	<b>Budgeted</b>	<b>Spent</b>	<b>Balance</b>
FY 2010-11		\$ 45,000	\$ 45,000	\$ -
FY 2009-10 & Prior				\$ -
<b>Project to date</b>		\$ 45,000	\$ 45,000	\$ -

**EST. PROJECT START:** MONTH/ YEAR Oct 2011 **PROJECT END:** MONTH/ YEAR Sep 2012 **PREPARED BY** Steve Weeks



**City of Naples, Florida  
2011-2012 CAPITAL REQUEST**

**PROJECT NAME:** 10GB Network Switching  
**DEPARTMENT:** Technology Services **FUND:** 520  
**PROJECT NUMBER:** 12T **CIP SCORE:** 50 **DEPT RANK:** 3  
**PROJECT TYPE:** New **OBJECTIVE:** Upgrade Service **VISION PLAN:** Enhance Governance Capacity  
**PROJECT DESCRIPTION/LOCATION:** This is to create a redundant 10GB ring of network switching between the Technology Services department in the Development Services building, City Hall and the server room in the Police Department. Benefits are increased speed between locations and a redundant connection in case any one of the three links should fail.  
**ACCOUNT NUMBER:** 520-8003-590-6040

**JUSTIFICATION: (for vehicles, include type, year purchased, mileage/hours and prior year's maintenance costs)**  
 The existing network connections are slower than current technology allows and have a single point of failure for any location. This project increases speed, provides for redundancy to increase availability of critical resources and provides a base for future technology enhancements. It upgrades a system which was adequate in the early 2000's when installed but which has become slower as more technology has been added to the system, including video streaming and emergency operations communications. 3 10GB Layer 3 Switches @ \$27,420; 10GB SFP fiber adaptors @ \$3,100 and \$1,000 in services to install, configure and terminate.

TOTAL PROJECT EXPENSES					
CAPITAL COSTS BY TYPE	FY 2011-12	FY 2012-13	FY 2013-14	FY 2014-15	FY 2015-16
Building and Improvements 60-20					
Improvements other than Bldg 60-30					
Machinery/Equipment 60-40	31,520				
Vehicles 60-70					
Other					
<b>TOTAL COST</b>	<b>31,520</b>	-	-	-	-

Include any prior year carryforward\* in this requested amount.

ADDITIONAL OPERATING COSTS (such as utilities, maintenance), SAVINGS OR REVENUE					

FUNDING SOURCES					
How to Pay?	FY 2011-12	FY 2012-13	FY 2013-14	FY 2014-15	FY 2015-16
Operating Revenue	31,520				
<b>TOTAL</b>	<b>31,520</b>	-	-	-	-

Funding Explanation:

Totals for funding sources and project expenses must reconcile for each year.

**\*REFERENCE ONLY - PROJECT CARRY FORWARD FROM 2010-11 BUDGET**  
**STATUS:** \_\_\_\_\_

SUMMARY OF PRIOR ACTIVITY				
Fiscal Year	Activities	Budgeted	Spent	Balance
FY 2010-11				\$ -
FY 2009-10 & Prior				\$ -
<b>Project to date</b>				<b>\$ -</b>

**EST. PROJECT START:** MONTH/ YEAR Oct 2011 **PROJECT END:** MONTH/ YEAR Dec 2011 **PREPARED BY:** A. Meyers





## City of Naples, Florida 2011-2012 CAPITAL REQUEST

**PROJECT NAME:** GIS Large Format Printer  
**DEPARTMENT:** Technology Services **FUND:** 520  
**PROJECT NUMBER:** 12T10 **CIP SCORE:** 48.5 **DEPT RANK:** 4  
**PROJECT TYPE:** Replacement **OBJECTIVE:** Maintain Service **VISION PLAN:** Enhance Governance Capacity  
**PROJECT DESCRIPTION/LOCATION:** Replacement of the current large format printer. The large format printer is required for all map prints and is located on the second floor of the 295 Riverside building.

**ACCOUNT NUMBER: 520-8004-590-6040**

**JUSTIFICATION: (for vehicles, include type, year purchased, mileage/hours and prior year's maintenance costs)**

The large format printer currently in use for production of all City of Naples Mapping projects was discontinued by HP on 11/1/2007. As of 11/01/2012 HP will no longer support or make parts for the printer. The proposed plotter includes 3 year warranty along with additional paper size capacity.

TOTAL PROJECT EXPENSES					
CAPITAL COSTS BY TYPE	FY 2011-12	FY 2012-13	FY 2013-14	FY 2014-15	FY 2015-16
Building and Improvements 60-20					
Improvements other than Bldg 60-30					
Machinery/Equipment 60-40	15,958	-	-	-	-
Vehicles 60-70					
Other					
<b>TOTAL COST</b>	<b>15,958</b>	<b>-</b>	<b>-</b>	<b>-</b>	<b>-</b>

Include any prior year carryforward\* in this requested amount.

ADDITIONAL OPERATING COSTS (such as utilities, maintenance), SAVINGS OR REVENUE					
	-	-	-	1,079	1,079
				4th yr maint.	5th yr maint.

FUNDING SOURCES					
How to Pay?	FY 2011-12	FY 2012-13	FY 2013-14	FY 2014-15	FY 2015-16
Operating Revenue	15,958	-	-	-	-
<b>TOTAL</b>	<b>15,958</b>	<b>-</b>	<b>-</b>	<b>1,079</b>	<b>1,079</b>

Funding Explanation:

Totals for funding sources and project expenses must reconcile for each year.

**\*REFERENCE ONLY - PROJECT CARRY FORWARD FROM 2010-11 BUDGET**

**STATUS:**

**SUMMARY OF PRIOR ACTIVITY**

Fiscal Year	Activities	Budgeted	Spent	Balance
FY 2010-11				\$ -
FY 2009-10 & Prior				\$ -
<b>Project to date</b>				<b>\$ -</b>

**EST. PROJECT START:** MONTH/ YEAR Oct 2011 **PROJECT END:** MONTH/ YEAR Dec 2011 **PREPARED BY** A. Meyers



## City of Naples, Florida 2011-2012 CAPITAL REQUEST

**PROJECT NAME:** GIS - Global Positioning System Equipment  
**DEPARTMENT:** Technology Services **FUND:** 520  
**PROJECT NUMBER:** 12T11 **CIP SCORE:** 39.5 **DEPT RANK:** 5  
**PROJECT TYPE:** Replacement **OBJECTIVE:** Maintain Service **VISION PLAN** Enhance Governance Capacity  
**PROJECT DESCRIPTION/LOCATION:** Replace antiquated GPS data collection devices with current technology. These high precision GPS data collection and mobile computing devices, managed by the GIS Department, will provide all departments with the proper equipment to locate, catalog, and better manage City assets while streamlining maintenance.  
**ACCOUNT NUMBER:** 520-8004-590-6040

**JUSTIFICATION: (for vehicles, include type, year purchased, mileage/hours and prior year's maintenance costs)**  
 The City's GPS data collection and mobile computing devices are currently owned by multiple departments and are difficult to keep current due to differences in departmental budgets. This CIP will bring all ownership and maintenance of the GPS devices into the GIS department. By doing this the GPS devices will be made current in technology, maintained with proper updates, and shared throughout the City. The requested equipment will serve as data acquisition and data maintenance tools on a daily basis for City owned assets. In the event of a natural disaster this equipment will be utilized for disaster recovery mapping.

TOTAL PROJECT EXPENSES					
CAPITAL COSTS BY TYPE	FY 2011-12	FY 2012-13	FY 2013-14	FY 2014-15	FY 2015-16
Building and Improvements 60-20					
Improvements other than Bldg 60-30					
Machinery/Equipment 60-40	29,112				
Vehicles 60-70					
Other					
<b>TOTAL COST</b>	<b>29,112</b>	-	-	-	-

Include any prior year carryforward\* in this requested amount.

ADDITIONAL OPERATING COSTS (such as utilities, maintenance), SAVINGS OR REVENUE					
Trimble VRS Now RTK Annual Subscription	1,513	1,513	1,513	1,513	1,513

FUNDING SOURCES					
How to Pay?	FY 2011-12	FY 2012-13	FY 2013-14	FY 2014-15	FY 2015-16
Operating Revenue	29,112		-	-	-
<b>TOTAL</b>	<b>29,112</b>	-	-	-	-

**Funding Explanation:** Costs to be allocated between three users of Streets, stormwater and utilities  
Totals for funding sources and project expenses must reconcile for each year.

**\*REFERENCE ONLY - PROJECT CARRY FORWARD FROM 2010-11 BUDGET**  
**STATUS:**

SUMMARY OF PRIOR ACTIVITY				
Fiscal Year	Activities	Budgeted	Spent	Balance
FY 2010-11				\$ -
FY 2009-10 & Prior				\$ -
<b>Project to date</b>				<b>\$ -</b>

**EST. PROJECT START:** MONTH/ YEAR Oct 2011 **PROJECT END:** MONTH/ YEAR Dec 2011 **PREPARED BY** A. Meyers



**EQUIPMENT SERVICES FUND  
FINANCIAL ESTIMATES FOR CAPITAL PROJECTS  
Fiscal Year 2012-2016**

	<b>Amended Budget 2010-11</b>	<b>Preliminary 2011-12</b>	<b>2012-13</b>	<b>2013-14</b>	<b>2014-15</b>	<b>2015-16</b>
<b>9/30 Fund Balance</b>	<b>313,667</b>	<b>306,500</b>	<b>273,500</b>	<b>234,900</b>	<b>180,500</b>	<b>90,900</b>
<b>Estimated Revenues</b>						
Charges for Services	2,408,023	2,400,000	2,448,000	2,497,000	2,546,900	2,597,800
Total Revenues	2,408,023	2,400,000	2,448,000	2,497,000	2,546,900	2,597,800
<b>Estimated Expenditures</b>						
Personal Services	630,022	630,000	642,600	649,000	662,000	675,200
Operating Expense	1,785,148	1,803,000	1,821,000	1,857,400	1,894,500	1,932,400
Total Expenditures	2,415,170	2,433,000	2,463,600	2,506,400	2,556,500	2,607,600
Available for Capital Projects	306,520	273,500	257,900	225,500	170,900	81,100
<b>CIP Requests (from List)</b>	0	0	23,000	45,000	80,000	35,000

**CAPITAL PROJECTS  
FUND 530 - EQUIPMENT SERVICES**

<b>Proj ID</b>	<b>Project Description</b>	<b>BUDGET 2010-11</b>	<b>Dept Request 2011-12</b>	<b>2012-13</b>	<b>2013-14</b>	<b>2014-15</b>	<b>2015-16</b>
	Ceiling Insulation (lower bays)	0	0	23,000	0	0	
	Lighting Improvements	0	0	0	25,000	0	0
	Office/Storage Room Improvements	0	0	0	20,000	0	0
	Heater Upgrades (Efficient Models)	0	0	0	0	50,000	0
	Washrack Improvements	0	0	0	0	30,000	0
	Service Truck Replacement	0	0	0	0	0	35,000
	<b>FUND TOTAL</b>	<b>0</b>	<b>0</b>	<b>23,000</b>	<b>45,000</b>	<b>80,000</b>	<b>35,000</b>