

# City of Naples



**ANNUAL BUDGET  
FISCAL YEAR 1996-97**



# CITY OF NAPLES

## ANNUAL BUDGET

FISCAL YEAR 1996-97

Prepared by

The Finance Department

&

The City Manager's Department

*COVER ART BY SARAH LAWRENCE - "Royal Poinciana". Sarah has resided in Naples for the past ten years. She is a graduate of the Rochester Institute of Technology receiving a degree in Fine and Applied Arts. Her specialty is outdoor painting and has even painted in the Provence region of France. Sarah is a member of the Naples Art Association and shows her paintings in private and local galleries as well as some local corporations.*

*The Royal Poinciana that Ms. Lawrence painted is located in Lowdermilk Park which is a City of Naples park. Lowdermilk Park is located in the Coquina Sands subdivision on the Gulf of Mexico and was named for Naples' first official city manager, Fred Lowdermilk. It was given to the City by The Naples Company in the late 50's in lieu of beach access points, which was a requirement for any new development that adjoined the beach. Today Lowdermilk Park is approximately one and one-half acres of beach front property and a very popular place for Neapolitans to gather to watch the sunsets.*

# CITY OF NAPLES, FLORIDA

## PRINCIPAL OFFICIALS

### MAYOR

BILL BARNETT

### VICE-MAYOR

MARJORIE PROLMAN

### CITY COUNCIL

BONNIE MACKENZIE  
JOHN NOCERA  
FRED L. SULLIVAN  
FRED TARRANT  
PETER H. VAN ARSDALE

### CITY ATTORNEY

MARIA J. CHIARO

### CITY CLERK

TARA NORMAN

### CITY MANAGER

DR. RICHARD L. WOODRUFF

### ASST. CITY MANAGER/FINANCE DIRECTOR

WILLIAM P. HARRISON

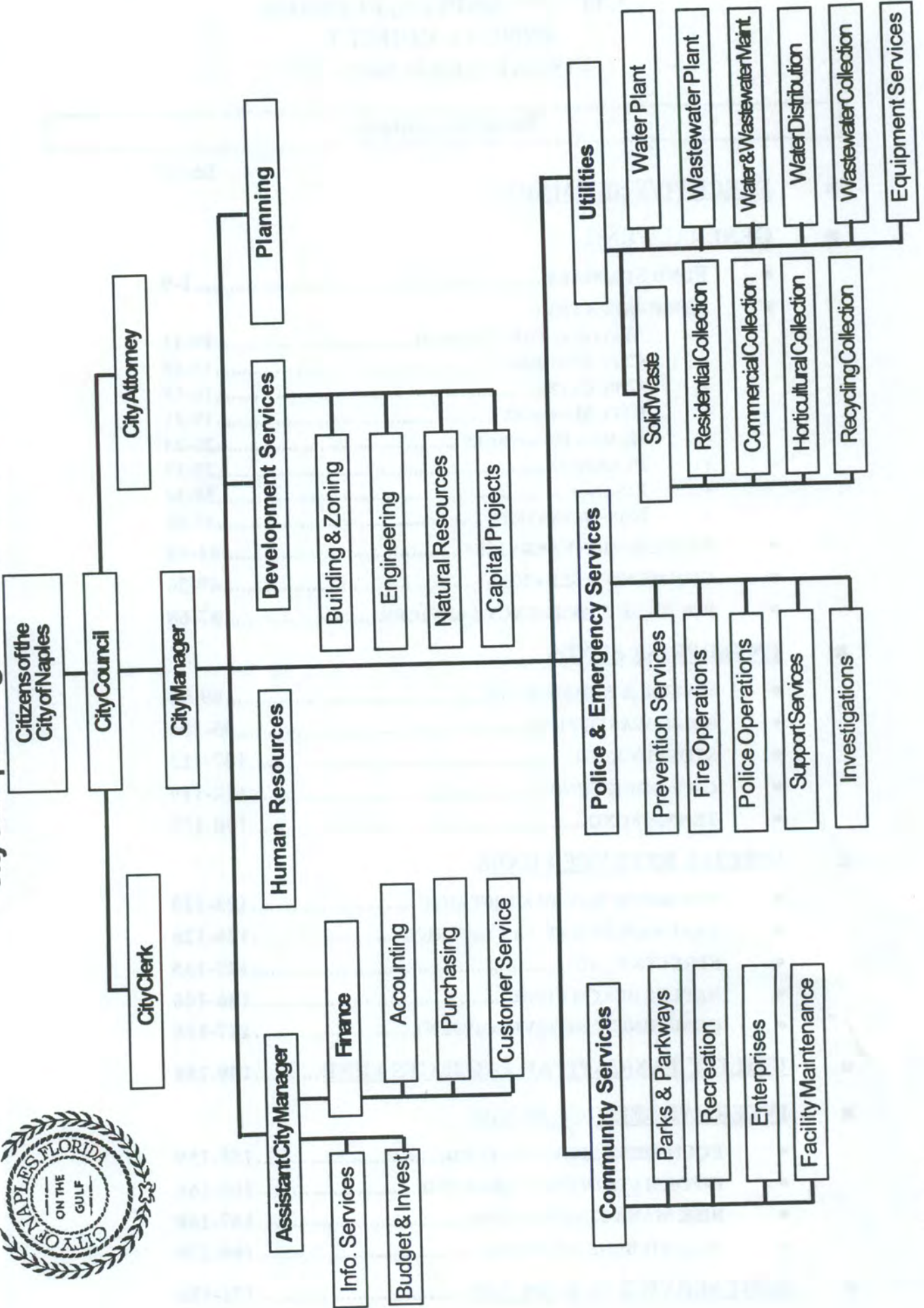
### DEPARTMENT OFFICIALS

COMMUNITY SERVICES DIRECTOR  
DEVELOPMENT SERVICES DIRECTOR  
HUMAN RESOURCES DIRECTOR  
PLANNING DIRECTOR  
POLICE & EMERGENCY SERVICES DIRECTOR  
UTILITIES DIRECTOR

DON WIRTH  
RICHARD GATTI  
SUSAN WIESING  
MISSY MCKIM  
KEVIN J. RAMBOSK  
DAN MERCER



# City of Naples Organizational Chart





**CITY OF NAPLES, FLORIDIA  
ANNUAL BUDGET  
FISCAL YEAR 1996 - 97**

<b>Table of Contents</b>
--------------------------

	<u>PAGES</u>
■ <b><u>EXECUTIVE SUMMARY</u></b>	
■ <b><u>GENERAL FUND</u></b>	
• FUND SUMMARY .....	1-9
• ADMINISTRATION	
• MAYOR & CITY COUNCIL.....	10-12
• CITY ATTORNEY.....	13-15
• CITY CLERK .....	16-18
• CITY MANAGER.....	19-21
• HUMAN RESOURCES.....	22-24
• PLANNING .....	25-27
• FINANCE.....	28-34
• NON-DEPARTMENTAL .....	35-40
• DEVELOPMENT SERVICES .....	41-48
• COMMUNITY SERVICES .....	49-56
• POLICE & EMERGENCY SERVICES.....	57-68
■ <b><u>ENTERPRISE FUNDS</u></b>	
• WATER & SEWER FUND.....	69-94
• SOLID WASTE FUND .....	95-106
• STORMWATER.....	107-113
• CITY DOCK FUND .....	114-119
• TENNIS FUND .....	120-122
■ <b><u>SPECIAL REVENUE FUNDS</u></b>	
• MOORINGS BAY TAX DISTRICT.....	123-125
• EAST NAPLES BAY TAX DISTRICT.....	126-128
• STREETS FUND .....	129-135
• NAPLES BEACH FUND.....	136-146
• COMMUNITY REDEVELOPMENT .....	147-148
■ <b><u>UTILITY TAX/CAPITAL PROJECTS FUND.....</u></b>	149-154
■ <b><u>INTERNAL SERVICE FUNDS</u></b>	
• EQUIPMENT SERVICES FUND.....	155-159
• INFORMATION SERVICES FUND.....	160-166
• RISK MANAGEMENT FUND.....	167-168
• HEALTH BENEFITS FUND .....	169-170
■ <b><u>DEBT SERVICE SCHEDULES .....</u></b>	171-186



# Executive Summary





# City of Naples

October 1, 1996

OFFICE OF THE CITY MANAGER

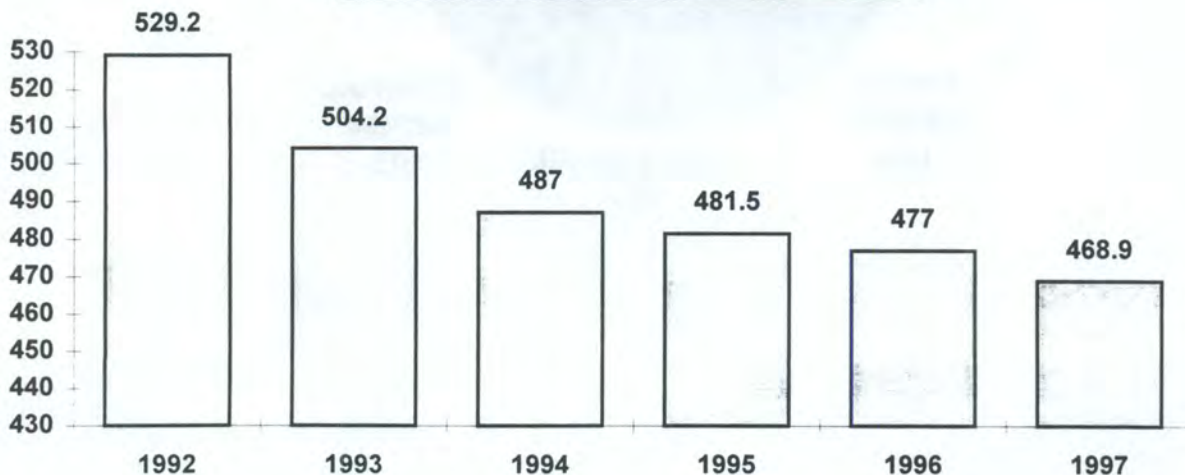
Honorable Mayor and Members of the City Council  
735 Eighth Street South  
Naples, FL 34102

Mayor Barnett and Council Members:

We are pleased to submit the Approved Budget for the City of Naples for Fiscal Year 1996-97. This budget provides funding for the continuation of all municipal services enjoyed by our citizens for the next fiscal year at the same tax rate of 1.1800 mills. In compliance with both the City Charter and Florida state statutes, this budget was adopted by the City Council with both a mill levy ordinance and appropriations ordinance approved during special public hearings held September 5<sup>th</sup> and 19<sup>th</sup>, 1996.

For the fifth consecutive year the management team has reduced the work force of The City of Naples by streamlining municipal government, while simultaneously providing quality services at the lowest possible cost to our citizens. Over this period we have reduced the City work force from 532 to 469 which represents a 12% reduction.

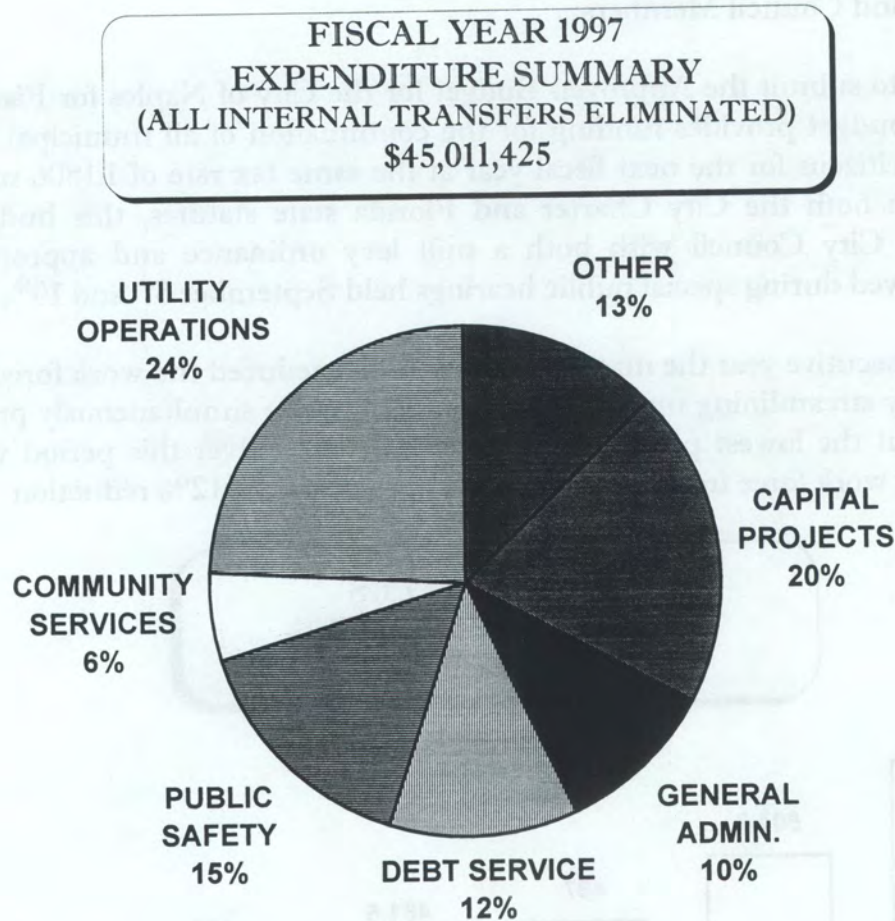
## CITY OF NAPLES EMPLOYEE POSITIONS LAST FIVE YEARS





Municipal government budgeting and accounting divides the operation of the City into "funds", self-balancing sets of accounts for the expenditures and related revenue sources for specific operations. Each of these funds of the City is presented in balanced form.

The total budget for the City of Naples for Fiscal Year 1997, after eliminating expenditures caused by internal transfers of funds, is approximately \$45 million. Expenditures in the various operations of municipal government are as follows:





## GENERAL FUND

The City of Naples General Fund provides funding for the traditional services of municipal government: elected officials, police & emergency services, parks and parkways, recreation, planning, development services, and administrative activities. The Citizens of Naples have traditionally supported investment in enhanced service levels for public safety and the extensive parks and landscape improvements which denote the special quality of life in Naples. Major thoroughfares in the community have been extensively landscaped and maintained by City employees. Assets of the City include the City's historical fishing pier, City Dock, beach improvements, competitive class tennis facilities and other recreational opportunities. Police and Emergency Services uses state of the art equipment and have sufficient levels of staffing to provide quick response to public needs.

Operations of the General fund are financed through ad valorem property taxes, franchise fees of 5.8% on electricity sales, 1% on telephone revenues, and 3% on cable television revenues, proceeds of the local sales tax, State of Florida revenue sharing, and fees for recreation programs. General Fund operations also provide support services to other funds and, in return, receives financial support from those funds in the form of administrative transfers. In addition, the City's water, wastewater, and solid waste utilities provide a payment-in-lieu of taxes to the General Fund. This is established at 6% of revenues and is equivalent to franchise fees charged to private sector utilities.

For fiscal year 1997, the Facility Maintenance Division, formerly operated as part of the Recreation Division, has been established as a separate operation within the Non-Departmental section of the General Fund. That change more accurately reflects services of Facility Maintenance to all sectors of the General Fund.

The Collier County Property Appraiser has provided The City of Naples with assessed property values of \$4.500 billion this year, an increase of 7% over last years valuation of \$4.2 billion. New construction accounted for \$203 million of the increase or 4.8%. Existing properties increased only 2.2% for the year.

The General Fund Budget for 1997 provides for a continuation of municipal services for the upcoming fiscal year. No additional employee positions have been added in this budget and service levels will remain consistent with this past year or expanded through privatization.



## ENTERPRISE FUNDS

### WATER & SEWER FUND

The City of Naples operates a Water and Sewer Utility, providing services to approximately 15,000 water and 8,000 sewer accounts within the City and in adjacent un-incorporated areas of Collier County. Operated as an enterprise fund, revenues from charges to customers are required to cover costs of operations and maintenance, debt service, payment in lieu of franchise fees and the prorated cost of central administration, and to fund capital replacement in an amount equivalent to the annual charge for depreciation of the system. Bond covenants require that the City maintain debt service coverage of 1.35 in the Water & Sewer Fund.

Currently the City is in the construction phase of improvements to the wastewater treatment plant. These improvements will bring the facility to standards of Advanced Waste Treatment (AWT), expand the plant to meet build-out capacity requirements in our sewer franchise service area, and continue to develop our re-use water distribution system. Completion is scheduled for the spring of 1998.

### SOLID WASTE FUND

The City of Naples operates a Solid Waste Utility, providing both residential and commercial solid waste collection and disposal. The City also has an extensive recycling program, administered under contract by Waste Management. Rates for this service are split between collection fees, designed to finance operations of the utility and capital replacement, and "tipping" fees, established as a pass-through of tonnage costs of disposal at the Collier County Landfill.

### STORMWATER FUND

The City's Stormwater Utility was created in Fiscal Year 1993 with the goal of master planning a stormwater discharge system for the City of Naples, providing water quality monitoring, sweeping streets, and repairing the existing stormwater system. Financing for this program is through a \$2.43 monthly charge per equivalent residential unit added to the City's utility bills.

### CITY DOCK FUND

The City owns and operates an 83 slip marina on Naples Bay, providing leased and transient mooring of boats, retail sales of gasoline, bait, minor food and beverages. Fees and price schedules are established to cover maintenance and operating expenses, purchase of inventory, and capital investment and depreciation. Operations of Naples Landing is included in the City Dock Fund.



#### NAPLES TENNIS FUND

The City's tennis facility at Cambier Park will be totally rebuilt in 1997, providing twelve new soft surface courts, new fencing and lighting, and a new pro shop to better serve tennis players in the community. The Naples Tennis Fund has been established as an enterprise fund, with tennis fees responsible for covering all maintenance and operations expenses of the facility, as well as repayment of bonded indebtedness for the construction project.

### SPECIAL REVENUE FUNDS

#### CANAL MAINTENANCE

The City of Naples maintains two taxing districts: Moorings Bay and East Naples Bay. A 0.1 mill tax levy in Moorings Bay and 0.5 mill levy in East Naples Bay provides funds for dredging and maintenance of these two bay areas and retirement of existing debt. In the East Naples Bay Tax District the property values have increased by \$2.3 million resulting in an increase of budgeted property tax revenues by 1.7%. The Moorings Bay Tax District property values increased by \$9.2 million. For fiscal year 1997 the Moorings Bay Special Tax District Board voted to decrease the mill levy from 0.300 to 0.100 for Fiscal Year 1997, resulting in a decrease of 66% of ad valorem revenues.

#### STREETS & TRAFFIC FUND

This budget consolidates all revenue sources and expenditure accounts relating to streets and traffic control. Revenue sources in this fund include a constitutional one-cent gas tax and street impact fees up to \$200,000 annually (all excess impact fees paid to Collier County by interlocal agreement). We also have two additional interlocal agreements with Collier County to receive allocations of both the six-cent local option gas tax and the five-cent local option gas tax initiated in 1994.

#### NAPLES BEACH FUND

The Naples Beach Fund is responsible for maintenance and enforcement activities along our beach front to include the oversight of the contract services at Lowdermilk Park Concessions and Fishing Pier Concessions. Citizens of both the City of Naples and Collier County are eligible to receive a free beach parking sticker, allowing free use of parking facilities at Lowdermilk Park, the Fishing Pier, and all beach ends. Revenues for operations are provided by an annual contribution from Collier County, meter collections, parking fines, and payments from the concession operator at Lowdermilk Park and the Fishing Pier.



## COMMUNITY REDEVELOPMENT AGENCY FUND

This fund accounts for the receipt and disbursement of monies for the redevelopment program, including tax increment financing proceeds and also finance capital improvements in the redevelopment area of the City.

### UTILITY TAX/ CAPITAL PROJECTS FUND

The City of Naples levies a 7% utility tax on the local power company, the telephone company, and on sales of propane. These revenues are first used to meet the debt service obligations for the retirement of Revenue Bond Indebtedness (not including water and sewer bonds). Remaining funds are used to finance the capital expenditures of the City not covered by the enterprise funds. Capital expenditures of our enterprise funds and utility operations are funded from their own revenue sources.

### INTERNAL SERVICE FUNDS

The City utilizes four internal service funds to account for the operations of information services, equipment services, risk management, and the City's employee health benefits fund. Each of the operating funds of the City pay a proportionate cost of these internal services. In the area of risk management, the City self-insures for property, liability, and workers' compensation exposure and purchases excess insurance for catastrophic losses. The employee health benefits fund provides self-insured health insurance coverage for employees and their families, with the City paying the health insurance costs of employees and costs for family insurance split equally between the employee and the City.


### SUMMARY

For the past five years, the City Council and the management team have worked effectively together to continue the high level of service expected by our citizens, while




constantly looking for ways to improve the efficiency of operations, reducing the work force and privatizing functions where appropriate. We are pleased to provide this budget to the City Council.

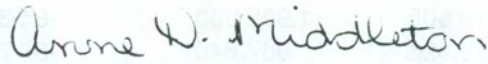
Respectfully submitted on behalf of the Management Team,



Dr. Richard L. Woodruff  
City Manager



William P. Harrison  
Assistant City Manager



Anne D. Middleton  
Budget & Investment Manager



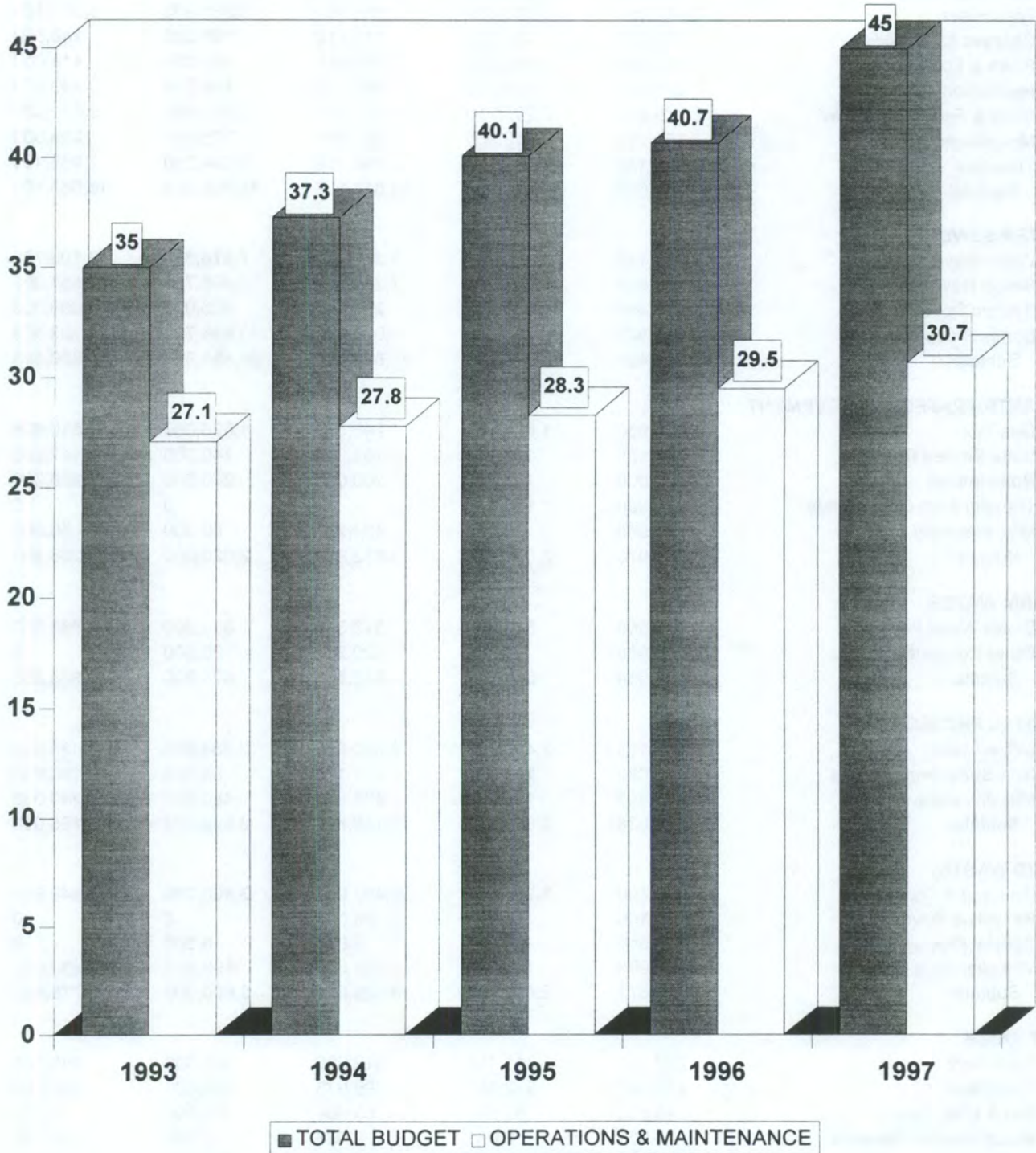
**CITY OF NAPLES  
EXPENDITURE SUMMARY  
(ALL INTERNAL TRANSFERS ELIMINATED)**

	<u>Approved Fiscal Year 1994</u>	<u>Approved Fiscal Year 1995</u>	<u>Approved Fiscal Year 1996</u>	<u>Proposed Fiscal Year 1997</u>	<u>Four-Year Percent Change</u>
<b>OPERATIONS &amp; MAINTENANCE:</b>					
<b>OPERATING FUNDS:</b>					
General Fund	\$12,597,487	\$12,551,605	\$13,482,975	\$14,024,563	11.33%
Water & Sewer Fund	6,505,562	6,885,935	6,547,816	6,533,578	0.43%
Solid Waste Fund	2,026,561	2,069,889	2,100,678	2,311,517	14.06%
Streets Fund	1,153,930	1,321,019	1,495,736	1,454,122	26.01%
Naples Beach Fund	520,045	508,684	654,547	441,986	-15.01%
City Dock Fund	495,048	527,768	642,602	681,407	37.64%
Tennis Fund	0	0	125,546	158,147	N/A
Stormwater Fund	391,663	469,562	341,096	577,304	47.40%
Canal Maintenance	87,000	64,000	26,000	26,000	-70.11%
Comm. Redev. Agency	0	101,250	119,500	101,500	N/A
<b>INTERNAL SERVICES:</b>					
Health Benefits	1,911,400	1,791,100	1,773,000	1,905,000	-0.33%
Equipment Services	965,252	884,473	882,426	957,840	-0.77%
Risk Management	915,070	944,110	915,400	1,030,000	12.56%
Information Services	187,856	192,772	405,076	498,717	165.48%
<b>TOTAL</b>	<u>27,756,874</u>	<u>28,312,167</u>	<u>29,512,398</u>	<u>30,701,681</u>	<u>10.61%</u>
<b>CAPITAL EXPENDITURES:</b>					
UTILITY TAX FUND	1,634,539	2,138,343	1,545,128	2,047,020	25.24%
WATER & SEWER FUND	3,221,947	3,801,890	2,980,920 *	5,174,448 *	60.60%
ALL OTHER FUNDS	669,630	866,355	955,229	1,907,231	184.82%
<b>TOTAL</b>	<u>5,526,116</u>	<u>6,806,588</u>	<u>5,481,277</u>	<u>9,128,699</u>	<u>65.19%</u>
<b>DEBT SERVICE:</b>					
Principal	1,565,000	2,591,681	2,570,000	2,595,000	65.81%
Interest	2,403,893	2,366,530	3,152,622	2,586,045	7.58%
<b>TOTAL</b>	<u>3,968,893</u>	<u>4,958,211</u>	<u>5,722,622</u>	<u>5,181,045</u>	<u>30.54%</u>
<b>GRAND TOTAL</b>	<u>\$37,251,883</u>	<u>\$40,076,966</u>	<u>\$40,716,297</u>	<u>\$45,011,425</u>	<u>20.83%</u>

\* \$25 million Multi-Year Sewer Plant Expansion and Upgrade project not included.



**CITY OF NAPLES  
TOTAL BUDGET  
LAST FIVE FISCAL YEARS  
( IN MILLIONS )**





**REVENUE SUMMARY  
ALL OPERATING FUNDS**

FUND/SOURCE	ACTUAL <u>1992-93</u>	ACTUAL <u>1993-94</u>	ACTUAL <u>1994-95</u>	PROJECTED <u>1995-96</u>	APPROVED <u>1996-97</u>
<b>GENERAL</b>					
Taxes	\$4,558,853	\$4,612,170	\$4,641,211	\$4,832,200	\$5,090,300
Licenses/Permits	767,689	1,073,561	1,193,905	1,333,500	1,030,500
Franchises	2,811,054	3,003,659	3,165,961	3,281,900	3,307,100
Charges for Services	161,569	183,329	115,410	166,000	148,500
Fines & Forfeitures	473,402	465,970	383,053	362,000	414,000
Recreation	240,503	231,369	202,720	164,500	193,000
State & Fed. Shared Rev.	2,218,881	2,293,710	2,452,374	2,556,000	2,621,301
Miscellaneous	330,497	250,968	367,265	275,000	293,300
Transfers	1,992,158	1,997,100	2,296,158	2,834,350	2,965,100
Subtotal	13,554,606	14,111,836	14,818,057	15,805,450	16,063,101
<b>WATER/SEWER</b>					
Water Revenue	7,130,145	7,659,146	7,230,160	7,476,350	7,709,700
Sewer Revenue	6,496,888	6,345,358	7,246,462	7,496,750	7,557,300
System Development	570,466	803,740	284,845	600,000	600,000
Bonds Proceeds/Other	1,956,922	705,639	1,080,542	10,888,725	14,783,563
Subtotal	16,154,421	15,513,883	15,842,009	26,461,825	30,650,563
<b>STREETS/TRAFFIC IMPROVEMENT</b>					
Gas Tax	1,053,956	1,501,281	1,740,599	1,630,000	1,810,498
State Shared Revenue	136,159	135,001	158,084	140,000	147,895
Road Impact	200,000	197,242	200,000	200,000	200,000
Transfer from Other Funds	279,990	136,897	0	0	0
Miscellaneous	165,865	35,925	434,231	50,000	50,000
Subtotal	1,835,970	2,006,346	2,532,914	2,020,000	2,208,393
<b>STORM WATER</b>					
Storm Water Fees	475,366	516,800	510,310	851,300	868,900
Other Revenue	5,988	0	20,241	20,000	0
Subtotal	481,354	516,800	530,551	871,300	868,900
<b>CAPITAL PROJECTS</b>					
Utility Taxes	2,546,154	2,459,628	2,340,558	2,364,000	2,425,000
Non-Street Impact Fees	118,082	146,626	371,125	98,000	100,000
Miscellaneous	1,515,802	199,257	438,903	480,000	240,000
Subtotal	4,180,038	2,805,511	3,150,586	2,942,000	2,765,000
<b>SOLID WASTE</b>					
Garbage & Trash Fees	3,315,100	3,232,446	3,452,957	3,490,700	3,548,600
Recycling Revenue	25,106	38,513	58,193	0	0
Special Pick-up Fees	2,565	23,243	5,838	6,000	0
Miscellaneous	80,900	121,985	308,593	193,300	230,000
Subtotal	3,423,671	3,416,187	3,825,581	3,690,000	3,778,600
<b>CITY DOCK</b>					
Dock Rent	297,433	311,115	312,586	335,000	353,100
Fuel Sales	414,442	512,281	596,933	560,000	576,000
Bait & Misc. Sales	43,860	52,140	69,954	65,000	71,500
Miscellaneous Revenue	4,931	3,431	9,023	2,500	102,500
Subtotal	760,666	878,967	988,496	962,500	1,103,100



**REVENUE SUMMARY  
ALL OPERATING FUNDS**

FUND/SOURCE	ACTUAL <u>1992-93</u>	ACTUAL <u>1993-94</u>	ACTUAL <u>1994-95</u>	PROJECTED <u>1995-96</u>	APPROVED <u>1996-97</u>
<b>NAPLES BEACH FUND</b>					
Pier Concessions	\$217,972	\$217,039	\$160,538	\$0	0
Lowdermilk Contract	0	0	16,183	20,000	20,000
Fishing Pier Contract	0	0	0	25,000	50,000
County Share	159,650	163,960	168,700	172,900	178,100
Meter Collections	318,296	260,782	233,800	300,000	300,000
City Fines	209,341	318,270	289,270	225,000	300,000
Miscellaneous	3,996	26,682	18,393	15,400	160,000
Subtotal	909,255	986,733	886,884	758,300	1,008,100
<b>TENNIS</b>					
Tennis Fees	133,724	135,654	124,848	149,200	173,850
Capital Project	0	0	0	0	500,000
Subtotal	133,724	135,654	124,848	149,200	673,850
<b>MOORINGS BAY DISTRICT</b>					
Ad Valorem Taxes	216,951	234,194	235,322	142,300	48,500
Miscellaneous	323,247	20,082	226,496	0	0
Subtotal	540,198	254,276	461,818	142,300	48,500
<b>EAST NAPLES BAY DISTRICT</b>					
Ad Valorem Taxes	68,696	65,443	65,289	63,100	64,050
Miscellaneous	1,476	1,752	1,499	1,800	0
Subtotal	70,172	67,195	66,788	64,900	64,050
<b>COMMUNITY REDEVELOPMENT</b>					
Tax Increments	0	0	6,588	16,000	25,000
Other Revenue	0	0	89,850	44,500	1,500
Subtotal	0	0	96,438	60,500	26,500
<b>GRAND TOTAL</b>	<u>\$42,044,075</u>	<u>\$40,693,388</u>	<u>\$43,324,970</u>	<u>\$53,928,275</u>	<u>\$59,258,657</u>

**REVENUE SUMMARY  
INTERNAL SERVICE FUNDS**

<b>EQUIPMENT SERVICE</b>					
Transfers	\$1,155,360	\$1,129,085	\$1,104,700	\$1,026,272	\$1,100,940
<b>INFORMATION SERVICES</b>					
Transfers	192,748	200,304	252,830	428,501	524,191
<b>RISK MANAGEMENT</b>					
Transfers In	852,291	940,670	969,710	972,380	1,022,290
Miscellaneous	47,834	137,994	0	0	0
Subtotal	900,125	1,078,664	969,710	972,380	1,022,290
<b>HEALTH BENEFITS FUND</b>					
Employee Share	284,639	310,660	326,064	342,500	349,400
Employer Share	1,137,585	1,223,732	1,294,138	1,298,000	1,307,300
Retiree Payments	114,524	134,072	168,469	168,000	172,400
Reimbursements	903,652	184,172	61,543	70,500	75,000
Miscellaneous	7,222	54,784	68,875	34,900	30,000
Subtotal	2,447,622	1,907,420	1,919,089	1,913,900	1,934,100
<b>GRAND TOTAL</b>	<u>\$4,695,855</u>	<u>\$4,315,473</u>	<u>\$4,246,329</u>	<u>\$4,341,053</u>	<u>\$4,581,521</u>



**CITY OF NAPLES  
AUTHORIZED POSITIONS**

<u>DEPARTMENT/Division</u>	<u>1993-94 FULL TIME EQUIVALENT POSITIONS</u>	<u>1994-95 FULL TIME EQUIVALENT POSITIONS</u>	<u>1995-96 FULL TIME EQUIVALENT POSITIONS</u>	<u>1996-97 FULL TIME EQUIVALENT POSITIONS</u>
<b>MAYOR &amp; COUNCIL</b>	1	1	1	1
<b>CITY CLERK</b>	6	6	6	6
<b>CITY ATTORNEY</b>	3	3	3	3
<b>CITY MANAGER</b>	4	4	4	4
<b>HUMAN RESOURCES</b>	6	6	6	6
<b>PLANNING</b>	9	9	6	7
<b>DEVELOPMENT SERVICES</b>				
Engineering	9	11	12	12
Building & Zoning	10	10	13	14
Natural Resources	1	1	1	1
<b>TOTAL</b>	<b>20</b>	<b>22</b>	<b>26</b>	<b>27</b>
<b>FINANCE</b>				
Admin./Accounting	8.5	8.5	7.5	7.5
Customer Service	6	6	3.3	3
Purchasing	4	3.3	4.2	4.2
<b>TOTAL</b>	<b>18.5</b>	<b>17.8</b>	<b>15</b>	<b>14.7</b>
<b>COMMUNITY SERVICES</b>				
Administration	3	3	3	3
Parks & Parkways	44	39	37	31
Recreation	21.5	20.5	21.5	13
<b>TOTAL</b>	<b>68.5</b>	<b>62.5</b>	<b>61.5</b>	<b>47</b>
<b>POLICE &amp; EMERGENCY SERVICES</b>				
Administration	11.5	11.5	7	7
Fire Operations	52	52	52	53
Prevention Services	4	4	5	6
Criminal Invest.	21	21	20	19
Police Operations	60	60	61	61
Support Services	26	26	27	26
<b>TOTAL</b>	<b>174.5</b>	<b>174.5</b>	<b>172</b>	<b>172</b>
<b>NON DEPARTMENTAL</b>				
Facilities Maintenance	0	0	0	8.9
<b>TOTAL GENERAL FUND</b>	<b>310.5</b>	<b>305.8</b>	<b>300.5</b>	<b>296.6</b>
<b>WATER &amp; SEWER FUND</b>				
Administration	7	6	4	4
Water	40	38	38	37
Wastewater	34	34	34	34
Utilities Maintenance	19	20	18	18
<b>TOTAL</b>	<b>100</b>	<b>98</b>	<b>94</b>	<b>93</b>



AUTHORIZED POSITIONS (CONTINUED)

<u>DEPARTMENT/Division</u>	<u>1993-94 FULL TIME EQUIVALENT POSITIONS</u>	<u>1994-95 FULL TIME EQUIVALENT POSITIONS</u>	<u>1995-96 FULL TIME EQUIVALENT POSITIONS</u>	<u>1996-97 FULL TIME EQUIVALENT POSITIONS</u>
<b>SOLID WASTE FUND</b>				
Administration	2	2	2	2
Residential Collect.	16	16	15	15
Commercial Collect.	8	8	8	8
Horticultural Collect.	7	7	7	7
<b>TOTAL</b>	<b>33</b>	<b>33</b>	<b>32</b>	<b>32</b>
<b>STREETS &amp; TRAFFIC FUND</b>	<b>3</b>	<b>3</b>	<b>5</b>	<b>5</b>
<b>STORMWATER FUND</b>	<b>7</b>	<b>7</b>	<b>7</b>	<b>7</b>
<b>CITY DOCK FUND</b>	<b>3</b>	<b>3</b>	<b>3</b>	<b>3</b>
<b>TENNIS FUND</b>	<b>2.8</b>	<b>3.5</b>	<b>3.5</b>	<b>3.6</b>
<b>NAPLES BEACH FUND</b>	<b>12.7</b>	<b>13.2</b>	<b>14</b>	<b>10.7</b>
<b>INFORMATION SERVICES FUND</b>	<b>4</b>	<b>4</b>	<b>7</b>	<b>7</b>
<b>EQUIPMENT SERVICES FUND</b>	<b><u>11</u></b>	<b><u>11</u></b>	<b><u>11</u></b>	<b><u>11</u></b>
<b>GRAND TOTAL</b>	<b>487</b>	<b>481.5</b>	<b>477</b>	<b>468.9</b>



**CITY OF NAPLES**  
**PROPERTY TAX LEVIES & ASSESSED VALUATION**  
**LAST 10 FISCAL YEARS**

<u>YEAR</u>	<u>TAX LEVY</u>	<u>ASSESSED VALUATION</u>
1988	1.2487	\$2.02 BILLION
1989	1.2229	\$2.22 BILLION
1990	1.2024	\$3.03 BILLION
1991	1.0017	\$3.66 BILLION
1992	1.1800	\$4.08 BILLION
1993	1.2056	\$3.89 BILLION
1994	1.2056	\$3.93 BILLION
1995	1.1800	\$4.06 BILLION
1996	1.1800	\$4.20 BILLION
1997	1.1800	\$4.50 BILLION

**COLLIER COUNTY**

**PROPERTY TAX LEVIES & ASSESSED VALUATION**  
**LAST 10 FISCAL YEARS**

<u>YEAR</u>	<u>TAX LEVY</u>	<u>ASSESSED VALUATION</u>
1988	5.2751	\$7.92 BILLION
1989	5.4151	\$8.70 BILLION
1990	5.2070	\$10.29 BILLION
1991	5.0498	\$12.80 BILLION
1992	4.6889	\$14.41 BILLION
1993	4.5049	\$14.55 BILLION
1994	4.3664	\$15.31 BILLION
1995	4.2340 (1)	\$16.00 BILLION
1996	3.5395 (1)	\$17.29 BILLION
1997	3.8913 (1)	\$18.08 BILLION

(1) Countywide Levy plus Unincorporated Levy.



**CITY OF NAPLES**  
**DISTRIBUTION OF TAX LEVY**  
**FISCAL YEAR 1997**

<u>TAX UNIT</u>	<u>LEVY</u>	<u>PERCENT OF TOTAL</u>
CITY OF NAPLES	1.1800	8.2%
School District	8.6860	60.1%
Collier County	3.8424	26.6%
Water Management	0.2840	2.0%
Pollution Control	0.0489	.3%
Mosquito Control	0.2004	1.4%
Big Cypress Basin	0.1980	1.4%
<b>TOTAL</b>	<b>14.4397</b>	<b>100.0%</b>

Example:

\$325,000 Residence  
(\$ 25,000) Homestead Exemption  
\$300,000 Taxable Value

CITY OF NAPLES	354.00
School District	2,605.80
Collier County	1,152.72
Water Management	85.20
Pollution Control	14.67
Mosquito Control	60.12
Big Cypress Basin	59.40
<b>TOTAL</b>	<b>\$4,331.91</b>



ORDINANCE 96-7822

AN ORDINANCE DETERMINING AND FIXING THE 1996 TAX LEVY AND MILLAGE RATE FOR THE CITY OF NAPLES, EXCLUSIVE OF DEPENDENT TAXING DISTRICTS, FOR THE PURPOSE OF PROVIDING SUFFICIENT FUNDS FOR THE GENERAL FUND OPERATIONS; PROVIDING A SEVERABILITY CLAUSE, A REPEALER PROVISION AND AN EFFECTIVE DATE.

WHEREAS, the 1996 Tax Assessment Roll has been prepared, equalized and certified, showing:

Total Assessed Valuation of  
Real and Personal Property . . . . . \$4,478,157,396

NOW, THEREFORE, BE IT ORDAINED BY THE COUNCIL OF THE CITY OF NAPLES, FLORIDA:

Section 1. That the tax levy and millage rate for the City of Naples, excluding of Dependent Taxing Districts for the year 1996 be, and the same is, hereby fixed and determined to be 1.1800.

Section 2. That the tax levy and millage rate have been fixed and determined in accordance with the following assessments and findings of the City Council, and making allowances for tax delinquents, discounts and losses therein, show, to-wit:

Total General Fund Operations  
1.1800 mills . . . . . \$5,071,800

Section 3. That the percentage increase in property taxes adopted by the City Council of the City of Naples is 0.116 percent less than the rolled-back rate computed pursuant to Florida Statutes, Chapter 200.065(1).


Section 4. If any word, phrase, clause, subsection or section of this ordinance is for any reason held unconstitutional or invalid, the invalidity thereof shall not affect the validity of any remaining portions of this ordinance.

Section 5. That all sections or parts of sections of the Code of Municipal Ordinances, all ordinances or parts of ordinances, and all resolutions or parts of resolutions in conflict herewith, be and the same are hereby repealed to the extent of such conflict.

Section 6. This ordinance shall take effect October 1, 1996.

APPROVED AT FIRST READING THIS 5TH DAY OF SEPTEMBER, 1996.


PASSED AND ADOPTED AT SECOND READING AND PUBLIC HEARING IN OPEN AND SPECIAL SESSION OF THE CITY COUNCIL OF THE CITY OF NAPLES, FLORIDA THIS 19TH DAY OF SEPTEMBER, 1996.

  
Bill Barnett, Mayor

Approved as to form and legality:

  
Maria J. Chiaro, City Attorney

Attest:

  
Virginia A. Neet  
Deputy City Clerk  
M:\REF\COUNCIL\ORD\96-7822



ORDINANCE 96-7827

AN ORDINANCE ADOPTING THE FINAL BUDGET FOR THE CITY OF NAPLES, EXCLUSIVE OF DEPENDENT TAXING DISTRICTS, FOR FISCAL YEAR COMMENCING OCTOBER 1, 1996 AND ENDING SEPTEMBER 30, 1997; APPROPRIATING FUNDS FOR OPERATING EXPENSES OF THE CITY OF NAPLES FOR THE GENERAL OPERATION OF THE SEVERAL DEPARTMENTS OF THE CITY, INCLUDING UTILITIES, AND FOR CONTRIBUTING TO THE SINKING FUNDS OF THE CITY TO PAY INTEREST ON AND PROVIDE FOR THE RETIREMENT OF THE OUTSTANDING BONDS AND OTHER FIXED OBLIGATIONS OF THE CITY AND THE UTILITY TAX FUND FOR AND DURING THE FISCAL YEAR COMMENCING OCTOBER 1, 1996, AND ENDING SEPTEMBER 30, 1997; PROVIDING A SEVERABILITY CLAUSE, A REPEALER PROVISION AND AN EFFECTIVE DATE.

WHEREAS, the City of Naples adopts a final budget, exclusive of Dependent Taxing Districts, and appropriates funds on an annual basis for the general operation of the several departments of the City, including utilities, and contributes to the sinking funds of the City to pay interest on and to provide for the retirement of bonds; and

WHEREAS, the City of Naples has held a series of workshops and public hearings on the fiscal year 1996-1997 budget;

NOW, THEREFORE, BE IT ORDAINED BY THE COUNCIL OF THE CITY OF NAPLES, FLORIDA:

Section 1. That the budget for the City of Naples, exclusive of the Dependent Taxing Districts, for the fiscal year commencing October 1, 1996 and ending September 30, 1997 is hereby adopted.

Section 2. That for the payment of expenses and obligations of the City of Naples for the fiscal year ending September 30, 1997, there is hereby appropriated out of any monies in the treasury of the City of Naples and any accruing revenues of the City available for said purposes to the funds and for the purposes hereinafter set forth, the sums of money shown in the following schedule:

	<u>Division</u>	<u>Department</u>	<u>Fund</u>
<b>GENERAL FUND:</b>			
Mayor and City Council		\$184,132	
City Attorney		253,027	
City Clerk		265,927	
City Manager		291,680	
Human Resources		376,917	
Planning		400,377	
Finance			
Accounting	401,151		
Customer Service	178,450		
Purchasing	<u>179,822</u>	759,423	
Development Services			
Engineering	571,292		
Building & Zoning	677,810		
	<u>Division</u>	<u>Department</u>	<u>Fund</u>
Natural Resources	<u>90,481</u>	\$1,339,583	
Community Services			
Administration	147,856		
Parks and Parkways	1,943,364		
Recreation	864,491	2,955,711	
Pol. & Emerg. Serv.			
Administration	372,919		
Criminal Invest.	877,042		
Police Operations	2,715,319		
Services	1,323,902		
Fire Operations	2,220,358		
Prevention Serv.	<u>249,445</u>	7,758,985	



Ordinance 96-7827

Page 2

Non-Departmental		1,199,643	
Contingency		150,000	
Transfers Out		<u>424,440</u>	
	<b>FUND TOTAL</b>		<b>\$16,359,845</b>
<b>UTILITY TAX FUND:</b>			
Capital Improvements	\$1,688,457		
Debt Service	760,373		
Transfers Out	582,763		
Contingency	<u>100,000</u>		
	<b>FUND TOTAL</b>		<b>\$3,131,593</b>
<b>SPECIAL REVENUE FUNDS:</b>			
Streets & Traffic			\$2,464,001
Naples Beach Fund			\$1,022,420
Community Redevelopment			\$ 101,500
<b>CITY DOCK ENTERPRISE FUND:</b>			
			\$1,105,221
<b>TENNIS ENTERPRISE FUND:</b>			
			\$ 680,966
<b>WATER/SEWER ENTERPRISE FUND:</b>			
Administration	\$473,134		
Water Production	2,696,967		
Water Distribution	896,792		
Wastewater Treatment	1,292,147		
Wastewater Collection	624,510		
Utilities Maintenance	1,130,700		
Debt Service	3,528,248		
Capital Projects	18,270,448		
Transfers Out	3,049,700		
Contingency	<u>200,000</u>		
	<b>FUND TOTAL</b>		<b>\$32,162,646</b>
<b>SOLID WASTE ENTERPRISE FUND:</b>			
			<b>\$4,190,546</b>
<b>STORMWATER ENTERPRISE FUND:</b>			
			<b>\$ 792,713</b>
	<b>TOTAL APPROPRIATIONS</b>		<b><u>\$62,011,451</u></b>

	<u>Division</u>	<u>Department</u>	<u>Fund</u>
<b>INTERNAL SERVICE FUNDS:</b>			
Information Services			\$524,191
Equipment Services			\$1,100,940
Risk Management			\$1,058,200
Health Benefits			<u>\$1,966,100</u>
			<b><u>\$4,649,431</u></b>

Section 3. Budgetary control is maintained at the department level in the general fund and at the fund level in all other funds.

Section 4. If any word, phrase, clause, subsection or section of this ordinance is for any reason held unconstitutional or invalid, the invalidity thereof shall not affect the validity of any remaining portions of this ordinance.

Section 5. That all sections or parts of sections of the Code of Municipal Ordinances, all ordinances or parts of ordinances, and all resolutions or parts of resolutions in conflict herewith, be and the same are hereby repealed to the extent of such conflict.

Section 6. This ordinance shall take effect October 1, 1996.


APPROVED AT FIRST READING THIS 5TH DAY OF SEPTEMBER, 1996.



Ordinance 96-7827

Page 3


PASSED AND ADOPTED AT SECOND READING AND PUBLIC HEARING IN OPEN AND SPECIAL SESSION OF THE CITY COUNCIL OF THE CITY OF NAPLES, FLORIDA THIS 19TH DAY OF SEPTEMBER, 1996.

  
\_\_\_\_\_  
Bill Barnett, Mayor

Approved as to form and legality:

  
\_\_\_\_\_  
Maria J. Chiaro, City Attorney

Attest:

  
\_\_\_\_\_  
Virginia A. Neet  
Deputy City Clerk  
M:\REF\COUNCIL\ORD\96-7827



# General Fund



# *GENERAL*

# *FUND*



FISCAL YEAR 1997

GENERAL FUND

SUMMARY

BEGINNING BALANCE - UNRESTRICTED RESERVES (1) \$2,118,784

ADD: BUDGETED REVENUES:

Ad Valorem Tax	5,071,800	
Sales Tax	1,992,356	
Fees & Licenses	1,030,500	
Franchise Fees	3,307,100	
Services Provided	148,500	
Recreation Revenues	193,000	
Fines & Forfeitures	414,000	
State Shared Revenues	628,945	
Transfers - Reimburse Admin.	2,965,100	
Other Revenue	311,800	
Reserves-Handicap Improvements	50,000	
Reserves-Sabal Bay	<u>220,000</u>	
		\$16,333,101

LESS: BUDGETED EXPENDITURES:

Mayor & Council	\$184,132	
City Clerk	265,927	
City Attorney	253,027	
City Manager	291,680	
Human Resources	376,917	
Planning	400,377	
Finance	759,423	
Police & Emergency Services	7,758,985	
Development Services	1,339,583	
Community Services	2,955,711	
Non-Departmental	1,199,643	
Transfer - Self Insurance	424,440	
Contingency	<u>150,000</u>	
		\$16,359,845

BUDGETED CASH FLOW

(\$26,744)

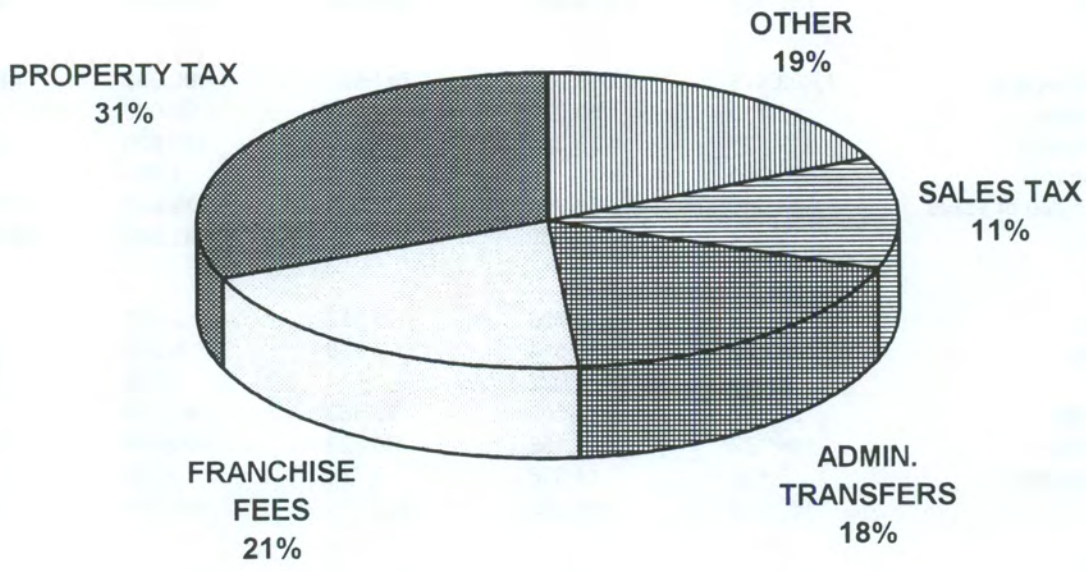
ENDING BALANCE - UNRESTRICTED RESERVES

\$2,092,040

(1) Audited unrestricted reserves as of 9/30/95. City Council policy states that unrestricted reserves should be maintained at a minimum level of 10% of budgeted expenditures.



**FISCAL YEAR 1997  
GENERAL FUND REVENUE BY SOURCE  
\$16,333,101**





**CITY OF NAPLES  
GENERAL FUND  
REVENUE DETAIL**

	<u>ACTUAL</u> <u>1992-93</u>	<u>ACTUAL</u> <u>1993-94</u>	<u>ACTUAL</u> <u>1994-95</u>	<u>ESTIMATED</u> <u>1995-96</u>	<u>APPROVED</u> <u>1996-97</u>
<b>CLASSIFICATIONS:</b>					
<b>TAXES</b>					
Ad Valorem Tax (1.18 Mills)	\$4,540,284	\$4,593,134	\$4,640,280	\$4,800,000	\$5,071,800
Mobile Home Tax	880	1,087	931	1,100	500
Fuel Tax Refund	17,689	17,949		31,100	18,000
Subtotals	4,558,853	4,612,170	4,641,211	4,832,200	5,090,300
<b>FEES &amp; LICENSES</b>					
Occupational Licenses	252,010	216,670	185,126	204,000	200,000
Building Permits	447,131	760,113	931,889	1,050,000	750,000
Engineering Permits	485	495	615	1,500	500
Liquor and Beer Licenses	31,088	50,902	36,875	35,000	40,000
Contractors Exam	14,670	13,780	8,070	10,000	10,000
Zoning Fees	22,305	31,601	31,330	33,000	30,000
Subtotals	767,689	1,073,561	1,193,905	1,333,500	1,030,500
<b>FRANCHISES</b>					
Florida Power & Light	1,693,478	1,666,951	1,747,633	1,800,000	1,800,000
United Telephone	52,710	55,272	59,641	60,000	60,000
Colony Cablevision	119,826	123,236	132,737	135,000	135,000
Passenger Trolleys	700	0	0	1,000	500
Utilities Pay-in-lieu of Taxes	944,340	1,158,200	1,225,950	1,285,900	1,311,600
Subtotals	2,811,054	3,003,659	3,165,961	3,281,900	3,307,100
<b>SERVICES</b>					
Xerox Copies	4,939	4,720	3,137	2,000	4,000
Maps & Codes	8,522	9,514	7,506	8,000	7,500
Lot Mowing	5,066	7,032	1,474	2,000	2,000
Police misc fees	33,341	35,509	30,682	45,000	30,000
Security Services	104,179	112,158	68,823	100,000	100,000
Fire Training School	5,522	14,396	3,788	9,000	5,000
Subtotals	161,569	183,329	115,410	166,000	148,500
<b>RECREATION</b>					
Recreation Programs	224,763	217,864	191,440	155,000	180,000
Vending Machines	14,240	11,805	8,620	7,000	10,000
Naples Landing Permits	1,500	1,700	2,660	2,500	3,000
Subtotals	240,503	231,369	202,720	164,500	193,000
<b>FINES &amp; FORFEITURES</b>					
City School Crossing Fines	20,534	20,457	19,866	20,000	20,000
City Fines	36,150	55,240	56,456	30,000	55,000
Police Training	14,729	14,346	13,529	12,000	14,000
County Court Fines	401,989	375,927	293,202	300,000	325,000
Subtotals	473,402	465,970	383,053	362,000	414,000



**CITY OF NAPLES  
GENERAL FUND  
REVENUE DETAIL**

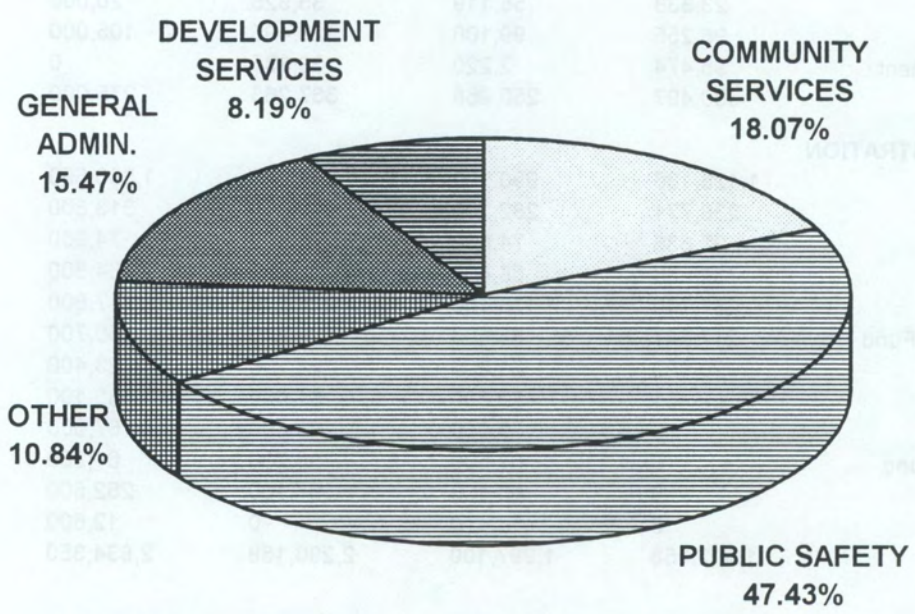
	<u>ACTUAL</u> <u>1992-93</u>	<u>ACTUAL</u> <u>1993-94</u>	<u>ACTUAL</u> <u>1994-95</u>	<u>ESTIMATED</u> <u>1995-96</u>	<u>APPROVED</u> <u>1996-97</u>
<b>CLASSIFICATIONS:</b>					
<b>STATE SHARED REVENUE</b>					
Cigarette Tax	322,612	318,365	335,216	325,000	326,711
State Firefighters Ed.	3,600	3,950	7,288	6,000	6,000
State Revenue Sharing	297,468	294,940	303,062	325,000	296,234
General Use Sales Tax	1,595,201	1,676,455	1,806,808	1,900,000	1,992,356
Subtotals	2,218,881	2,293,710	2,452,374	2,556,000	2,621,301
<b>MISCELLANEOUS</b>					
Parking	19,408	7,940	0	0	0
Interest Earned	46,352	83,589	169,010	150,000	150,000
Donations (Sabal Bay)	49,675	0	0	0	0
Other Income	23,333	58,119	35,925	20,000	35,000
Airport Authority	96,255	99,100	123,495	105,000	108,300
F.E.M.A. Reimbursement	95,474	2,220	38,835	0	0
Subtotals	330,497	250,968	367,265	275,000	293,300
<b>REIMBURSED ADMINISTRATION</b>					
Water/Sewer Fund	1,126,136	990,900	1,191,000	1,500,550	1,575,600
Solid Waste Fund	238,771	282,200	298,900	313,800	329,500
Storm Water Fund	97,636	74,600	71,300	74,900	78,600
City Dock Fund	34,538	58,400	61,700	64,800	66,700
Naples Beach Bund	187,790	176,100	211,500	217,800	224,300
Capital Improvement Fund	217,647	86,600	129,400	150,700	155,200
Pension Funds	20,159	21,200	22,258	23,400	24,100
Self-Insurance Funds	69,481	72,600	81,000	85,100	89,300
Debt Service Fund	0	70,900	63,800	67,000	69,000
Equipment Service Fund	0	67,500	58,200	61,200	64,200
Streets Fund	0	96,100	107,100	262,500	275,600
Tennis Fund	0	0	0	12,600	13,000
Subtotals	1,992,158	1,997,100	2,296,158	2,834,350	2,965,100
<b>GRAND TOTAL</b>	<b>\$13,554,606</b>	<b>\$14,111,836</b>	<b>\$14,818,057</b>	<b>\$15,805,450</b>	<b>\$16,063,101</b>
Fiscal Year-End Unrestricted Reserves	\$1,388,355	\$1,785,693	\$2,118,784	\$2,100,000	\$2,092,040



CITY OF NAPLES  
GENERAL FUND  
REVENUE DETAIL

APPROVED 1997-98	ESTIMATED 1997-98	ACTUAL 1997-98	ACTUAL 1997-98	ACTUAL 1997-98	CLASSIFICATION
228,711	234,000	234,000	234,000	234,000	STATE SHARED REVENUE
7,000	8,000	8,000	8,000	8,000	Transfer Tax
208,711	226,000	226,000	226,000	226,000	State Franchise Fee
1,000,000	1,000,000	1,000,000	1,000,000	1,000,000	State Revenue Sharing
2,000,000	2,000,000	2,000,000	2,000,000	2,000,000	General Use Sales Tax
2,000,000	2,000,000	2,000,000	2,000,000	2,000,000	State
0	0	0	0	0	MISCELLANEOUS
150,000	150,000	150,000	150,000	150,000	Parking
0	0	0	0	0	Interest Earnings
0	0	0	0	0	Contract (Capital Budget)
0	0	0	0	0	Other Income
0	0	0	0	0	Vendor Refund
0	0	0	0	0	FEMA Administration
0	0	0	0	0	Budgets
0	0	0	0	0	REVENUE ADMINISTRATION
0	0	0	0	0	Water Sewer Fund
0	0	0	0	0	Solid Waste Fund
0	0	0	0	0	Storm Water Fund
0	0	0	0	0	City Debt Fund
0	0	0	0	0	Water Plant Bond
0	0	0	0	0	Capital Improvement Fund
0	0	0	0	0	Finance Fund
0	0	0	0	0	Sanitation Fund
0	0	0	0	0	Debt Service Fund
0	0	0	0	0	Administration Service Fund
0	0	0	0	0	Street Fund
0	0	0	0	0	Tennis Fund
0	0	0	0	0	Budgets
0	0	0	0	0	GRAND TOTAL
0	0	0	0	0	Fiscal Year End Interim
0	0	0	0	0	Revenue

**FISCAL YEAR 1997  
GENERAL FUND  
EXPENDITURES BY DEPARTMENT  
\$16,359,845**



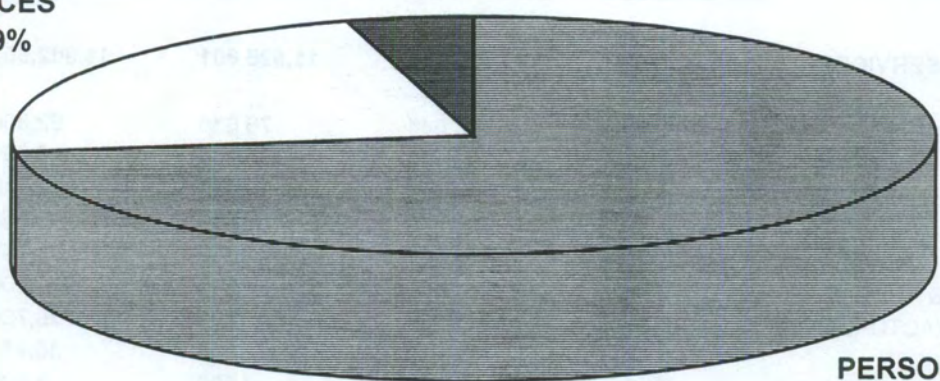


**FISCAL YEAR 1997  
GENERAL FUND  
EXPENDITURES BY OBJECT CODE  
\$16,359,845**

**SUPPLIES &  
SERVICES  
22.69%**

**OTHER  
4.56%**

**PERSONAL  
SERVICES  
72.75%**





**FISCAL YEAR 1997  
BUDGET DETAIL  
GENERAL FUND  
FUND SUMMARY**

ACCOUNT DESCRIPTION	93 - 94 ACTUALS	94 - 95 ACTUALS	FY 96 ORIGINAL BUDGET	FY 96 - 97 APPROVED	PERCENT CHANGE FY 96 - 97
10-20 REGULAR SALARIES & WAGE	8,700,737	8,576,609	8,555,567	8,681,452	1.47%
10-30 OTHER SALARIES	232,546	50,320	157,742	187,414	18.81%
10-32 STATE INCENTIVE PAY	450	95,792	94,230	98,968	5.03%
10-40 OVERTIME	359,846	256,005	190,651	213,851	12.17%
10-41 SPECIAL DUTY PAY	92,948	69,077	100,000	100,000	0.00%
10-42 HOLIDAY PAY	0	98,960	109,627	109,627	0.00%
25-00 OTHER FRINGE BENEFITS	1,650,567	1,818,473	0	0	
25-01 FICA	0	0	656,900	670,934	2.14%
25-03 RETIREMENT CONTRIBUTIO	0	0	343,694	376,300	9.49%
25-04 LIFE/HEALTH INSURANCE	0	0	1,015,429	1,030,013	1.44%
29-00 GENERAL & MERIT INC.	0	0	304,961	434,043	42.33%
<b>PERSONAL SERVICES</b>	<b>11,037,094</b>	<b>10,965,236</b>	<b>11,528,801</b>	<b>11,902,602</b>	<b>3.24%</b>
30-00 OPERATING EXPENDITURES	106,484	78,644	76,636	92,804	21.10%
30-05 COUNTY LAND FILL	434	125	5,000	5,000	0.00%
30-10 AUTO MILEAGE	14,207	13,361	14,680	12,215	-16.79%
31-00 PROFESSIONAL SERVICES	50,765	30,885	61,890	5,850	-90.55%
31-01 PROFESSIONAL SERVICES	138,847	99,611	361,712	291,761	-19.34%
31-02 ACCOUNTING & AUDITING	0	0	0	71,000	
31-04 OTHER CONTRACTUAL SVCS	237,684	273,084	447,309	778,735	74.09%
31-07 MEDICAL SERVICES	0	0	0	30,910	
31-10 CABLE ATTORNEY EXPENSE	23,856	42,795	2,500	2,500	0.00%
31-50 ELECTION EXPENSE	73,701	985	70,000	6,000	-91.43%
40-00 TRAVEL AND PER DIEM	0	1,895	0	0	
40-01 TRAVEL	34,647	37,270	53,026	51,028	-3.77%
40-02 SCHOOL AND TRAINING	68,789	64,808	69,757	76,110	9.11%
40-03 SAFETY	0	14	50	50	0.00%
40-04 SAFETY PROGRAMS	0	53	0	0	
41-00 COMMUNICATIONS	87,933	101,240	93,453	100,794	7.86%
41-01 TELEPHONE	1,694	0	2,500	760	-69.60%
41-02 FAX & MODEMS	0	0	0	720	
42-00 TRANSPORTATION	0	(78)	0	0	
42-01 VEHICLES & EQUIPMENT	467,430	494,129	410,100	0	-100.00%
42-02 POSTAGE & FREIGHT	47,511	45,722	54,000	65,000	20.37%
42-10 EQUIP. SERVICES - REPAIRS	0	0	0	341,273	
42-11 EQUIP. SERVICES - FUEL	0	0	0	95,427	
43-00 UTILITY SERVICES	292,131	289,930	340,890	0	-100.00%
43-01 ELECTRICITY	0	677	0	197,347	
43-02 WATER, SEWER, GARBAGE	0	83,362	0	156,323	



**FISCAL YEAR 1997  
BUDGET DEATIL  
GENERAL FUND  
FUND SUMMARY**

CONTINUED

ACCOUNT DESCRIPTION	93 - 94 ACTUALS	94 - 95 ACTUALS	FY 96 ORIGINAL BUDGET	FY 96 - 97 APPROVED	PERCENT CHANGE FY 96 - 97
43-03 OTHER	0	2,077	0	0	
44-00 RENTALS & LEASES	9,075	9,954	19,902	27,656	38.96%
44-01 BUILDING RENTAL	21,733	35,900	37,034	37,600	1.53%
44-02 EQUIPMENT RENTAL	153	183	0	0	
45-01 UNEMPLOYMENT COMPENS	0	(119)	0	0	
46-00 REPAIR AND MAINTENANCE	181,680	165,487	203,557	219,761	7.96%
46-03 EQUIP. MAINT. CONTRACTS	400	454	500	500	0.00%
46-04 EQUIP. MAINTENANCE	388	0	500	3,250	550.00%
46-05 STORM REPAIR	2,880	0	700	700	0.00%
46-14 HYDRANT MAINTENANCE	1,499	983	750	1,000	33.33%
47-00 PRINTING AND BINDING	59,764	49,461	50,828	73,830	45.25%
47-01 LEGAL ADS	0	9,615	23,270	27,570	18.48%
47-02 ADVERTISING (NON LEGAL)	0	3,927	4,500	6,000	33.33%
47-03 COUNCIL PACKETS	0	5,103	7,000	7,000	0.00%
47-06 DUPLICATING	23,991	17,297	27,929	27,100	-2.97%
49-00 OTHER CURRENT CHARGES	56,414	57,559	58,300	72,052	23.59%
49-02 INFORMATION SERVICES	120,182	146,200	224,351	272,579	21.50%
49-03 SPECIAL ECONOMIC DEV.	7,111	0	7,400	9,000	21.62%
49-04 EMPLOYEE DEVELOPMENT	4,611	2,201	5,000	6,860	37.20%
49-05 SPECIAL EVENTS	0	5,000	25,000	25,000	0.00%
49-06 AWARDS	6,564	5,053	6,000	6,000	0.00%
51-00 OFFICE SUPPLIES	32,210	40,797	39,235	36,435	-7.14%
51-01 STATIONARY	1,015	0	2,500	4,300	72.00%
51-02 OTHER OFFICE SUPPLIES	1,474	71	1,900	3,200	68.42%
51-04 NEW INSTALLATION	0	652	0	0	
52-00 OPERATING SUPPLIES	286,407	365,392	323,275	294,670	-8.85%
52-01 RECREATIONAL PGM. EXPEN	115,556	95,057	115,000	114,650	-0.30%
52-07 UNIFORMS	0	425	0	0	
52-09 OTHER CLOTHING	0	200	400	500	25.00%
52-10 JANITORIAL SUPPLIES	0	1,647	0	20,804	
54-00 BOOKS, PUBS, SUBS, MEMB	443	27,107	0	800	
54-01 MEMBERSHIPS	15,466	5,341	22,433	25,329	12.91%
54-02 BOOKS, PUBS, SUBS.	0	0	0	5,500	
<b>OPERATING EXPENSES</b>	<b>2,595,129</b>	<b>2,711,536</b>	<b>3,270,767</b>	<b>3,711,253</b>	<b>13.47%</b>
60-20 BUILDINGS	42,474	0	0	0	
60-30 IMPROVEMENTS O/T BUILDIN	2,838	0	50,000	50,000	0.00%
60-40 MACHINERY EQUIP	47,247	27,645	21,960	102,550	366.99%



**FISCAL YEAR 1997  
BUDGET DETAIL  
GENERAL FUND  
FUND SUMMARY**

CONTINUED


ACCOUNT DESCRIPTION	93 - 94 ACTUALS	94 - 95 ACTUALS	FY 96 ORIGINAL BUDGET	FY 96 - 97 APPROVED	PERCENT CHANGE FY 96 - 97
60-70 VEHICLES	0	0	0	19,000	
80-10 GUN PURCHASES	0	2,265	0	0	
91-00 TRANSFERS OUT	435,605	527,280	483,730	424,440	-12.26%
99-01 OPERATING CONTINGENCY	0	0	150,000	150,000	0.00%
<b>NON-OPERATING EXPENS</b>	<b>528,164</b>	<b>557,190</b>	<b>705,690</b>	<b>745,990</b>	<b>5.71%</b>
<b>TOTAL EXPENSES</b>	<b>\$14,160,387</b>	<b>\$14,233,962</b>	<b>\$15,505,258</b>	<b>\$16,359,845</b>	<b>5.51%</b>



# Administration



**MAYOR & CITY COUNCIL**



**AUTHORIZED PERSONNEL:**

	1996 BASE BUDGET	1996 REVISED BUDGET	1997 DEPT REQUEST	1997 APPVD BUDGET
ELECTED OFFICIALS	7	7	7	7
SECRETARY	1	1	1	1



FISCAL YEAR 1997

BUDGET DETAIL

FUND: 001 MAYOR AND CITY COUNCIL

#	JOB TITLE	FY 97 APPROVED
MAYOR AND CITY COUNCIL		
1	Mayor	\$18,000
6	Council Members	72,000
1	Secretary to Mayor	36,028
8	Total Authorized Positions	126,028
	Regular Salaries	126,028
	Employer Payroll Expenses	33,821
	General & Merit Increase	<u>1,883</u>
		\$161,732



**FISCAL YEAR 1997  
BUDGET DETAIL  
MAYOR & CITY COUNCIL**

001-0101-511 ACCOUNT DESCRIPTION	93 - 94 ACTUALS	94 - 95 ACTUALS	FY 96 ORIGINAL BUDGET	FY 96 - 97 APPROVED	PERCENT CHANGE FY 96 - 97
10-20 REGULAR SALARIES & WAGES	127,595	127,810	125,929	126,028	0.08%
25-00 OTHER FRINGE BENEFITS	25,498	27,736	0	0	
25-01 FICA	0	0	9,634	9,660	0.27%
25-03 RETIREMENT CONTRIBUTIONS	0	0	1,617	1,982	22.57%
25-04 LIFE/HEALTH INSURANCE	0	0	18,118	22,179	22.41%
29-00 GENERAL & MERIT INC.	0	0	1,278	1,883	47.34%
<b>PERSONAL SERVICES</b>	<b>153,093</b>	<b>155,546</b>	<b>156,576</b>	<b>161,732</b>	<b>3.29%</b>
30-10 AUTO MILEAGE	319	0	500	500	0.00%
40-01 TRAVEL	2,499	3,854	5,000	5,000	0.00%
41-00 COMMUNICATIONS	1,499	1,295	1,800	3,000	66.67%
46-00 REPAIR AND MAINTENANCE	0	0	200	200	0.00%
47-00 PRINTING AND BINDING	0	38	1,000	1,000	0.00%
47-06 DUPLICATING	372	402	500	500	0.00%
49-00 OTHER CURRENT CHARGES	0	13,006	0	0	
49-03 SPECIAL ECONOMIC DEV.	7,111	0	7,400	9,000	21.62%
51-00 OFFICE SUPPLIES	0	984	0	500	
51-02 OTHER OFFICE SUPPLIES	908	0	1,200	1,200	0.00%
54-01 MEMBERSHIPS	860	0	1,150	1,500	30.43%
<b>OPERATING EXPENSES</b>	<b>13,568</b>	<b>19,579</b>	<b>18,750</b>	<b>22,400</b>	<b>19.47%</b>
<b>TOTAL EXPENSES</b>	<b>\$166,661</b>	<b>\$175,125</b>	<b>\$175,326</b>	<b>\$184,132</b>	<b>5.02%</b>

**CITY ATTORNEY**

PROJECT	FY 96 - 97 CHANGED APPROVED FY 96 - 97	FY 96 ORIGINAL BUDGET	94 - 95 ACTUALS	95 - 96 ACTUALS	96 - 97 ACTUALS	ACCOUNT DESCRIPTION
						<b>MAYOR AND CITY COUNCIL</b>
						<b>CITY ATTORNEY</b>
						<b>LEGAL ASSISTANT</b>
						<b>LEGAL SECRETARY</b>
						10-30 REGULAR SALARIES & WAGES
						25-00 OTHER FRINGE BENEFITS
						25-01 FICA
						25-03 RETIREMENT CONTRIBUTIONS
						25-04 HEALTH INSURANCE
						25-05 GENERAL & MERIT INC.
						30-10 AUTOMOBILES
						40-01 TRAVEL
						41-00 COMMUNICATIONS
						42-00 REPAIR AND MAINTENANCE
						43-00 PRINTING AND BINDING
						43-08 Duplicating
						43-09 OTHER CURRENT CHARGES
						43-02 SPECIAL ECONOMIC DEV.
						51-00 OFFICE SUPPLIES
						51-01 OTHER OFFICE SUPPLIES
						52-01 MEMBERSHIPS
						OPERATING EXPENSES
						TOTAL EXPENSES

**AUTHORIZED PERSONNEL:**

	1996 BASE BUDGET	1996 REVISED BUDGET	1997 DEPT REQUEST	1997 APPROVED BUDGET
CITY ATTORNEY	1	1	1	1
LEGAL ASSISTANT	1	1	1	1
LEGAL SECRETARY	1	1	1	1



FISCAL YEAR 1997

BUDGET DETAIL

FUND: 001 CITY ATTORNEY

# JOB TITLE

FY 97 APPROVED

CITY ATTORNEY

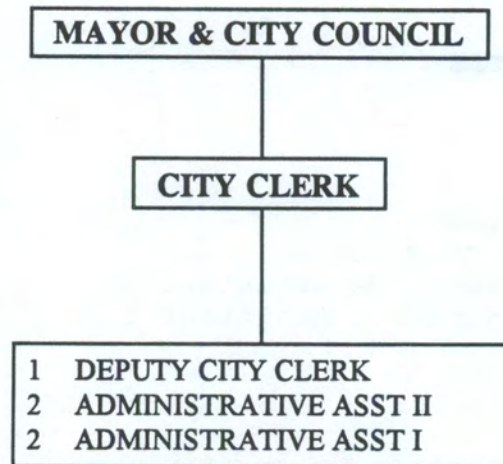
1	City Attorney	\$88,743
1	Legal Assistant	40,833
1	Legal Secretary	24,024

3	Total Authorized Positions	153,600
	Regular Salaries	153,600
	Employer Payroll Expenses	31,406
	General & Merit Increase	<u>5,472</u>
		\$190,478

**FISCAL YEAR 1997  
BUDGET DETAIL  
CITY ATTORNEY**

001-0201-514 ACCOUNT DESCRIPTION	93 - 94 ACTUALS	94 - 95 ACTUALS	FY 96 ORIGINAL BUDGET	FY 96 - 97 APPROVED	PERCENT CHANGE FY 96 - 97
10-20 REGULAR SALARIES & WAGES	147,420	151,501	151,295	153,600	1.52%
25-00 OTHER FRINGE BENEFITS	25,171	27,070	0	0	
25-01 FICA	0	0	9,881	11,750	18.92%
25-03 RETIREMENT CONTRIBUTIONS	0	0	9,906	9,779	-1.28%
25-04 LIFE/HEALTH INSURANCE	0	0	9,737	9,877	1.44%
29-00 GENERAL & MERIT INC.	0	0	6,953	5,472	-21.30%
<b>PERSONAL SERVICES</b>	<b>172,591</b>	<b>178,571</b>	<b>187,772</b>	<b>190,478</b>	<b>1.44%</b>
30-00 OPERATING EXPENDITURES	0	1,792	2,500	2,500	0.00%
30-10 AUTO MILEAGE	4,200	4,200	4,200	4,200	0.00%
31-01 PROFESSIONAL SERVICES	15,427	587	36,855	22,149	-39.90%
31-04 OTHER CONTRACTUAL SVCS	15,179	1,304	0	0	
31-10 CABLE ATTORNEY EXPENSE	23,426	42,795	2,500	2,500	0.00%
40-00 TRAVEL AND PER DIEM	0	922	0	0	
40-01 TRAVEL	4,879	4,080	5,000	5,000	0.00%
40-02 SCHOOL AND TRAINING	910	365	1,000	1,000	0.00%
41-00 COMMUNICATIONS	1,756	1,685	1,700	1,700	0.00%
46-00 REPAIR AND MAINTENANCE	0	417	500	0	-100.00%
46-04 EQUIP. MAINTENANCE	237	0	0	2,500	
47-06 DUPLICATING	744	657	1,000	1,000	0.00%
49-00 OTHER CURRENT CHARGES	435	848	2,500	2,500	0.00%
51-00 OFFICE SUPPLIES	0	732	0	0	
51-01 STATIONARY	1,015	0	1,000	1,500	50.00%
52-00 OPERATING SUPPLIES	4,720	2,675	5,000	0	-100.00%
54-01 MEMBERSHIPS	1,562	3,741	1,500	2,500	66.67%
54-02 BOOKS, PUBS, SUBS.	0	0	0	5,500	
<b>OPERATING EXPENSES</b>	<b>74,490</b>	<b>66,800</b>	<b>65,255</b>	<b>54,549</b>	<b>-16.41%</b>
60-40 MACHINERY EQUIP	0	2,613	0	8,000	
<b>NON-OPERATING EXPENSES</b>	<b>0</b>	<b>2,613</b>	<b>0</b>	<b>8,000</b>	
<b>TOTAL EXPENSES</b>	<b><u>\$247,081</u></b>	<b><u>\$247,984</u></b>	<b><u>\$253,027</u></b>	<b><u>\$253,027</u></b>	<b><u>0.00%</u></b>





**AUTHORIZED PERSONNEL:**

	1996 BASE BUDGET	1996 REVISED BUDGET	1997 DEPT REQUEST	1997 APPROVED BUDGET
CITY CLERK	6	6	6	6

FISCAL YEAR 1997

BUDGET DETAIL

FUND: 001 CITY CLERK

#	JOB TITLE	FY 97 APPROVED
CITY CLERK		
1	City Clerk	\$39,000
1	Deputy City Clerk	37,697
2	Administrative Assistant II	44,791
2	Administrative Assistant I	36,744
6	Total Authorized Positions	158,232
	Regular Salaries	158,232
	Other Salaries & Wages	1,500
	Overtime	1,000
	Employer Payroll Expenses	47,105
	General & Merit Increase	5,040
		\$212,877



**FISCAL YEAR 1997  
BUDGET DETAIL  
CITY CLERK**

001-0301-519 ACCOUNT DESCRIPTION	93 - 94 ACTUALS	94 - 95 ACTUALS	FY 96 ORIGINAL BUDGET	FY 96 - 97 APPROVED	PERCENT CHANGE FY 96 - 97
10-20 REGULAR SALARIES & WAGES	150,000	147,505	152,292	158,232	3.90%
10-30 OTHER SALARIES	6,410	2,084	1,500	1,500	0.00%
10-40 OVERTIME	4,529	3,745	1,000	1,000	0.00%
25-00 OTHER FRINGE BENEFITS	28,959	26,758	0	0	
25-01 FICA	0	0	11,650	12,105	3.91%
25-03 RETIREMENT CONTRIBUTIONS	0	0	8,218	8,703	5.90%
25-04 LIFE/HEALTH INSURANCE	0	0	22,902	26,297	14.82%
29-00 GENERAL & MERIT INC.	0	0	5,387	5,040	-6.44%
<b>PERSONAL SERVICES</b>	<b>189,898</b>	<b>180,092</b>	<b>202,949</b>	<b>212,877</b>	<b>4.89%</b>
30-00 OPERATING EXPENDITURES	1,242	2	2,000	2,000	0.00%
31-01 PROFESSIONAL SERVICES	22,327	8,888	11,500	11,500	0.00%
40-01 TRAVEL	901	1,699	1,500	1,500	0.00%
40-02 SCHOOL AND TRAINING	6,208	3,168	2,500	2,500	0.00%
41-00 COMMUNICATIONS	2,495	1,961	2,000	2,500	25.00%
46-00 REPAIR AND MAINTENANCE	5,052	2,570	5,100	2,000	-60.78%
47-00 PRINTING AND BINDING	13,697	0	0	0	
47-01 LEGAL ADS	0	9,615	11,500	11,500	0.00%
47-03 COUNCIL PACKETS	0	5,103	7,000	7,000	0.00%
47-06 DUPLICATING	3,370	1,771	3,000	3,000	0.00%
49-00 OTHER CURRENT CHARGES	577	513	1,000	1,500	50.00%
51-00 OFFICE SUPPLIES	2,880	3,693	2,500	2,500	0.00%
51-01 STATIONARY & PAPER	0	0	1,500	1,550	3.33%
52-00 OPERATING SUPPLIES	2,047	2,137	2,500	2,500	0.00%
54-00 BOOKS, PUBS, SUBS, MEMBS	0	634	0	0	
54-01 MEMBERSHIPS	375	0	1,500	1,500	0.00%
<b>OPERATING EXPENSES</b>	<b>61,171</b>	<b>41,754</b>	<b>55,100</b>	<b>53,050</b>	<b>-3.72%</b>
60-40 MACHINERY EQUIP	5,194	0	0	0	
<b>NON-OPERATING EXPENSES</b>	<b>5,194</b>	<b>0</b>	<b>0</b>	<b>0</b>	
<b>TOTAL EXPENSES</b>	<b><u>\$256,263</u></b>	<b><u>\$221,846</u></b>	<b><u>\$258,049</u></b>	<b><u>\$265,927</u></b>	<b><u>3.05%</u></b>

**CITY MANAGER**

ACCOUNT DESCRIPTION	1997 DEPT REQUEST	1996 REVISED BUDGET	1996 BASE BUDGET	1997 APPROVED BUDGET
14-00 REGULAR SALARIES & WAGES	147,808	147,808	147,808	147,808
14-30 OTHER SALARIES	8,410	8,410	8,410	8,410
14-40 OVERTIME	1,000	1,000	1,000	1,000
25-00 OTHER FRINGE BENEFITS	0	0	0	0
25-01 PICA	0	0	0	0
25-02 GENERAL & MERIT INC	0	0	0	0
PERSONAL SERVICES	157,218	157,218	157,218	157,218
30-00 OPERATING EXPENDITURES	1,242	1,242	1,242	1,242
31-01 PROFESSIONAL SERVICES	33,837	33,837	33,837	33,837
42-01 TRAVEL	901	1,899	1,899	1,899
42-02 SCHOOL AND TRAINING	6,208	2,188	2,188	2,188
42-00 COMMUNICATIONS	2,482	1,881	1,881	1,881
48-00 REPAIR AND MAINTENANCE	2,022	2,670	2,670	2,670
49-00 PRINTING AND BINDING	13,687	0	0	0
49-01 LEGAL AID	0	6,812	6,812	6,812
49-02 COUNCIL PACKETS	0	6,107	6,107	6,107
49-03 Duplicating	3,370	1,771	1,771	1,771
49-04 OTHER CURRENT CHARGES	577	819	819	819
51-00 OFFICE SUPPLIES	2,880	2,828	2,828	2,828
51-01 STATIONERY & PAPER	0	0	0	0
52-00 OPERATING SUPPLIES	2,047	2,137	2,137	2,137
54-00 BOOKS, PUSHS, SUBS, MEMBS	0	634	634	634
54-01 MEMBERSHIPS	378	0	0	0
OPERATING EXPENSES	61,771	41,784	41,784	41,784
NON-OPERATING EXPENSES	2,184	0	0	0
TOTAL EXPENSES	221,273	201,002	201,002	201,002

**AUTHORIZED PERSONNEL:**

	1996 BASE BUDGET	1996 REVISED BUDGET	1997 DEPT REQUEST	1997 APPROVED BUDGET
ADMINISTRATION	4	4	4	4



**FISCAL YEAR 1997**

**BUDGET DETAIL**

**FUND: 001 CITY MANAGER**

#	JOB TITLE	FY 97 APPROVED
CITY MANAGER		
1	City Manager	\$89,746
1	Assistant City Manager	80,081
1	Administrative Coordinator	23,504
1	Administrative Assistant II	20,346
4	Total Authorized Positions	213,677
	Regular Salaries	213,677
	Other Salaries & Wages	2,000
	Overtime	800
	Employer Payroll Expenses	47,442
	General & Merit Increase	<u>7,661</u>
		\$271,580

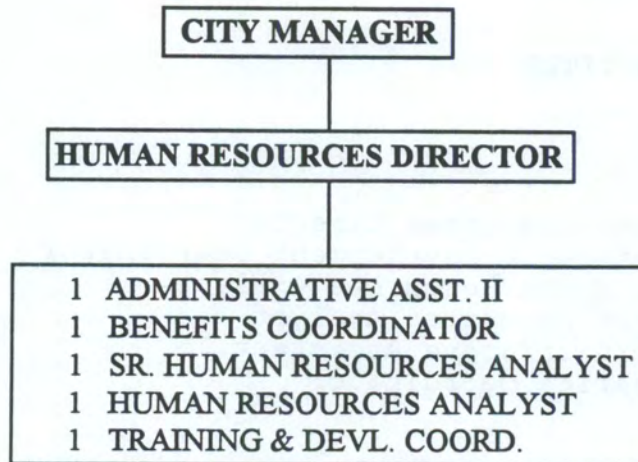
**FISCAL YEAR 1997  
BUDGET DETAIL  
CITY MANAGER**

001-0401-512				FY 96		PERCENT
ACCOUNT DESCRIPTION	93 - 94	94 - 95	ORIGINAL	FY 96 - 97	CHANGE	
	ACTUALS	ACTUALS	BUDGET	APPROVED	FY 96 - 97	
10-20 REGULAR SALARIES & WAGES	189,987	203,252	207,844	213,677	2.81%	
10-30 OTHER SALARIES	1,882	1,475	2,000	2,000	0.00%	
10-40 OVERTIME	399	768	800	800	0.00%	
25-00 OTHER FRINGE BENEFITS	32,563	38,385	0	0		
25-01 FICA	0	0	13,133	16,346	24.47%	
25-03 RETIREMENT CONTRIBUTIONS	0	0	15,199	15,101	-0.64%	
25-04 LIFE/HEALTH INSURANCE	0	0	15,730	15,995	1.68%	
29-00 GENERAL & MERIT INC.	0	0	4,102	7,661	86.76%	
<b>PERSONAL SERVICES</b>	<b>224,831</b>	<b>243,880</b>	<b>258,808</b>	<b>271,580</b>	<b>4.93%</b>	
30-00 OPERATING EXPENDITURES	4,417	5,148	4,000	4,500	12.50%	
30-10 AUTO MILEAGE	4,200	4,200	4,200	4,200	0.00%	
31-01 PROFESSIONAL SERVICES	15,008	0	0	0		
31-10 CABLE ATTORNEY EXPENSE	430	0	0	0		
40-01 TRAVEL	1,613	70	1,000	500	-50.00%	
40-02 SCHOOL AND TRAINING	115	911	1,200	1,200	0.00%	
41-00 COMMUNICATIONS	3,193	2,528	3,000	2,700	-10.00%	
46-00 REPAIR AND MAINTENANCE	237	417	400	400	0.00%	
47-00 PRINTING AND BINDING	987	724	1,000	1,000	0.00%	
47-06 DUPLICATING	2,051	2,160	2,000	2,000	0.00%	
51-00 OFFICE SUPPLIES	2,089	2,823	3,000	3,200	6.67%	
54-00 BOOKS, PUBS, SUBS, MEMBS	0	441	0	0		
54-01 MEMBERSHIPS	344	0	600	400	-33.33%	
<b>OPERATING EXPENSES</b>	<b>34,684</b>	<b>19,422</b>	<b>20,400</b>	<b>20,100</b>	<b>-1.47%</b>	
60-40 MACHINERY EQUIP	0	1,544	0	0		
<b>NON-OPERATING EXPENSES</b>	<b>0</b>	<b>1,544</b>	<b>0</b>	<b>0</b>		
<b>TOTAL EXPENSES</b>	<b>\$259,515</b>	<b>\$264,846</b>	<b>\$279,208</b>	<b>\$291,680</b>	<b>4.47%</b>	



---

## HUMAN RESOURCES



**AUTHORIZED PERSONNEL:**

	1996 BASE BUDGET	1996 REVISED BUDGET	1997 DEPT REQUEST	1997 APPROVED BUDGET
HUMAN RESOURCES	6	6	6	6

FISCAL YEAR 1997

BUDGET DETAIL

FUND: 001 HUMAN RESOURCES

#	JOB TITLE	FY 97 APPROVED
HUMAN RESOURCES		
1	Human Resources Director	\$54,224
1	Training & Development Coordinator	33,448
1	Sr. Human Resources Analyst	34,135
1	Human Resources Analyst	30,365
1	Administrative Assistant II	26,272
1	Benefits Coordinator	25,124
6	Total Authorized Positions	203,568
	Regular Salaries	203,568
	Other Salaries & Wages	6,000
	Overtime	500
	Employer Payroll Expenses	52,024
	General & Merit Increase	<u>5,985</u>
		\$268,077



**FISCAL YEAR 1997  
BUDGET DETAIL  
HUMAN RESOURCES**

001-0403-551

ACCOUNT DESCRIPTION		93 - 94 ACTUALS	94 - 95 ACTUALS	FY 96 ORIGINAL BUDGET	FY 96 - 97 APPROVED	PERCENT CHANGE FY 96 - 97
10-20	REGULAR SALARIES & WAGES	190,163	190,028	191,916	203,568	6.07%
10-30	OTHER SALARIES & WAGES	2,096	2,292	6,000	6,000	0.00%
10-40	OVERTIME	0	729	500	500	0.00%
25-00	OTHER FRINGE BENEFITS	35,028	37,264	0	0	
25-01	FICA	0	0	14,682	15,573	6.07%
25-03	RETIREMENT CONTRIBUTIONS	0	0	10,439	12,564	20.36%
25-04	LIFE/HEALTH INSURANCE	0	0	18,282	23,887	30.66%
29-00	GENERAL & MERIT INC.	0	0	6,586	5,985	-9.13%
	<b>PERSONAL SERVICES</b>	<b>227,287</b>	<b>230,313</b>	<b>248,405</b>	<b>268,077</b>	<b>7.92%</b>
30-00	OPERATING EXPENDITURES	2,839	1,520	1,365	1,365	0.00%
30-10	AUTO MILEAGE	25	28	460	460	0.00%
31-00	PROFESSIONAL SERVICES	49,161	27,895	60,140	4,100	-93.18%
31-01	PROFESSIONAL SERVICES	0	0	0	27,000	
31-04	OTHER CONTRACTUAL SVCS	0	0	0	7,500	
31-07	MEDICAL SERVICES	0	0	0	30,910	
40-01	TRAVEL	768	2,490	3,500	500	-85.71%
40-02	SCHOOL AND TRAINING	1,740	1,608	1,750	4,750	171.43%
41-00	COMMUNICATIONS	3,184	2,752	5,000	5,000	0.00%
46-00	REPAIR AND MAINTENANCE	131	87	300	150	-50.00%
47-00	PRINTING AND BINDING	6,982	3,392	3,500	2,827	-19.23%
47-02	ADVERTISING (NON LEGAL)	0	3,927	4,500	6,000	33.33%
47-06	DUPLICATING	5,200	5,018	5,000	5,000	0.00%
49-00	OTHER CURRENT CHARGES	25	0	0	0	
49-04	EMPLOYEE DEVELOPMENT	4,606	1,799	5,000	6,860	37.20%
51-00	OFFICE SUPPLIES	1,627	2,459	2,500	0	-100.00%
51-01	STATIONARY & PAPER	0	0	0	1,250	
51-02	OTHER OFFICE SUPPLIES	0	0	0	1,250	
52-00	OPERATING SUPPLIES	797	1,050	1,000	2,000	100.00%
54-00	BOOKS, PUBS, SUBS, MEMBS	0	1,256	0	0	
54-01	MEMBERSHIPS	966	0	1,290	1,918	48.68%
	<b>OPERATING EXPENSES</b>	<b>78,051</b>	<b>55,281</b>	<b>95,305</b>	<b>108,840</b>	<b>14.20%</b>
	<b>TOTAL EXPENSES</b>	<b>\$305,338</b>	<b>\$285,594</b>	<b>\$343,710</b>	<b>\$376,917</b>	<b>9.66%</b>

**CITY MANAGER**

**PLANNING DIRECTOR**

- 1 PLANNER III
- 2 PLANNER II
- 1 PLANNER I
- 1 ADMINISTRATIVE ASST. II
- 1 ADMINISTRATIVE ASST. I

**AUTHORIZED PERSONNEL:**

	1996 BASE BUDGET	1996 REVISED BUDGET	1997 DEPT REQUEST	1997 APPROVED BUDGET
<b>PLANNING</b>	6	6	7	7



FISCAL YEAR 1997

BUDGET DETAIL

FUND: 001 PLANNING DEPARTMENT

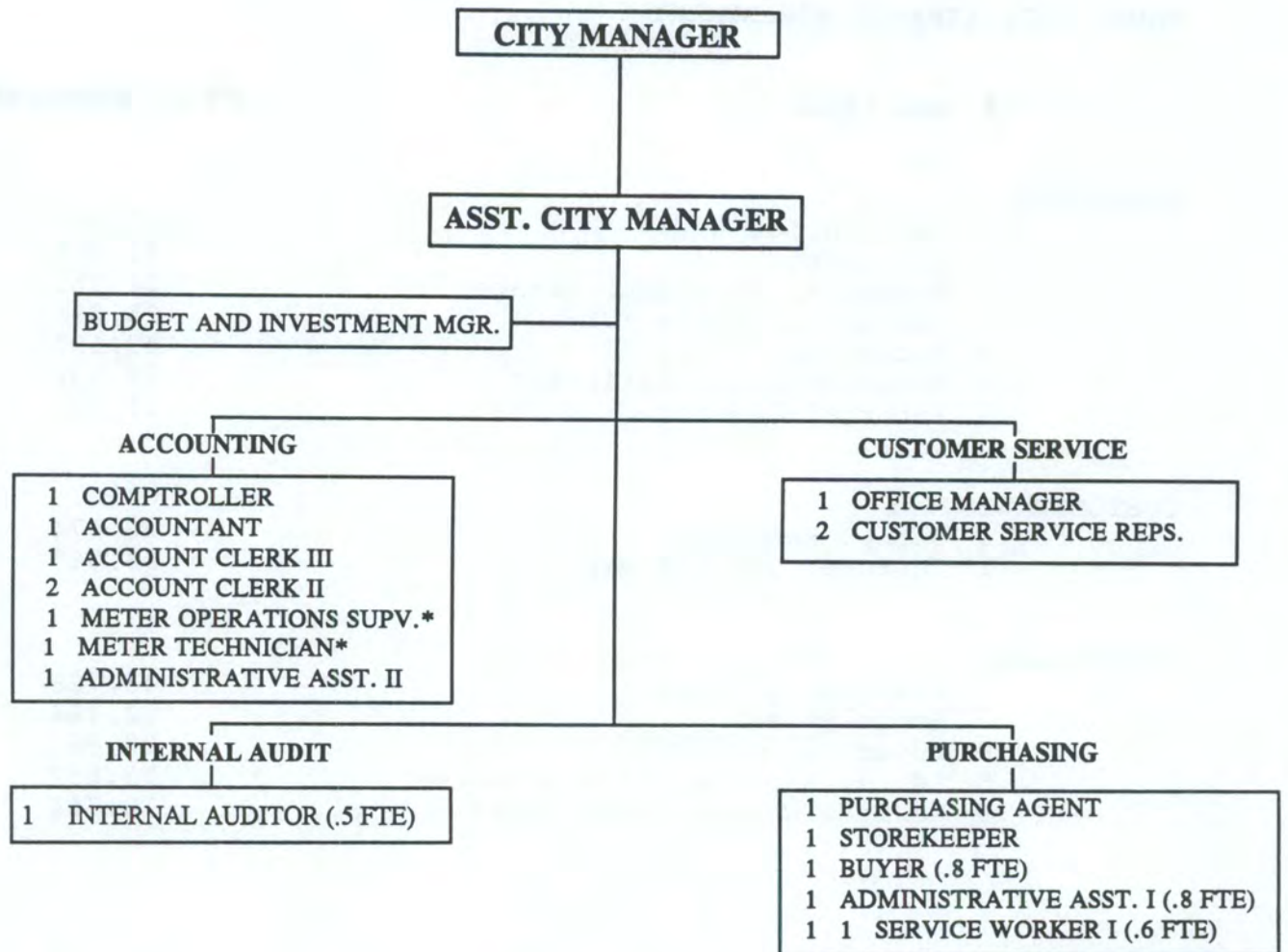
#	JOB TITLE	FY 97 APPROVED
PLANNING		
1	Planning Director	\$63,842
1	Planner III	44,680
2	Planner II	63,853
1	Planner I	33,460
1	Administrative Assistant II	26,462
1	Administrative Assistant I	17,882
7	Total Authorized Positions	250,179
	Regular Salaries	250,179
	Other Salaries & Wages	4,500
	Overtime	1,250
	Employer Payroll Expenses	59,129
	General & Merit Increase	<u>8,165</u>
		\$323,223

**FISCAL YEAR 1997  
BUDGET DETAIL  
PLANNING**

001-0504-515

ACCOUNT DESCRIPTION		93 - 94 ACTUALS	94 - 95 ACTUALS	FY 96 ORIGINAL BUDGET	FY 96 - 97 APPROVED	PERCENT CHANGE FY 96 - 97
10-20	REGULAR SALARIES & WAGES	285,861	253,147	217,335	250,179	15.11%
10-30	OTHER SALARIES	594	819	14,700	4,500	-69.39%
10-40	OVERTIME	323	2,494	1,250	1,250	0.00%
25-00	OTHER FRINGE BENEFITS	53,109	47,294	0	0	
25-01	FICA	0	0	16,473	19,139	16.18%
25-03	RETIREMENT CONTRIBUTIONS	0	0	12,008	12,812	6.70%
25-04	LIFE/HEALTH INSURANCE	0	0	22,550	27,178	20.52%
29-00	GENERAL & MERIT INC.	0	0	7,975	8,165	2.38%
	<b>PERSONAL SERVICES</b>	<b>339,887</b>	<b>303,754</b>	<b>292,291</b>	<b>323,223</b>	<b>10.58%</b>
30-00	OPERATING EXPENDITURES	18,848	6,422	4,500	4,284	-4.80%
30-10	AUTO MILEAGE	127	262	50	50	0.00%
31-01	PROFESSIONAL SERVICES	1,135	0	15,500	5,000	-67.74%
40-01	TRAVEL	2,667	2,613	2,500	2,200	-12.00%
40-02	SCHOOL AND TRAINING	2,353	4,023	4,500	5,100	13.33%
41-00	COMMUNICATIONS	4,157	3,252	4,000	4,000	0.00%
42-10	EQUIP. SERVICES - REPAIRS	0	0	0	666	
42-11	EQUIP. SERVICES - FUEL	0	0	0	84	
43-00	UTILITY SERVICES	0	3,391	3,100	0	-100.00%
43-01	ELECTRICITY	0	0	0	3,150	
44-01	BUILDING RENTAL	2,833	17,000	18,134	18,700	3.12%
46-00	REPAIR AND MAINTENANCE	1,172	1,609	1,000	1,500	50.00%
47-00	PRINTING AND BINDING	8,080	8,641	5,000	5,000	0.00%
47-01	LEGAL ADS	0	0	10,220	12,920	26.42%
47-06	DUPLICATING	6,422	1,938	6,500	6,500	0.00%
51-00	OFFICE SUPPLIES	1,985	3,699	4,000	4,000	0.00%
52-00	OPERATING SUPPLIES	81	0	0	0	
54-00	BOOKS, PUBS, SUBS, MEMBS	0	5,327	0	0	
54-01	MEMBERSHIPS	1,835	0	3,250	4,000	23.08%
	<b>OPERATING EXPENSES</b>	<b>51,695</b>	<b>58,177</b>	<b>82,254</b>	<b>77,154</b>	<b>-6.20%</b>
	<b>TOTAL EXPENSES</b>	<b>\$391,582</b>	<b>\$361,931</b>	<b>\$374,545</b>	<b>\$400,377</b>	<b>6.90%</b>





**AUTHORIZED PERSONNEL:**

	1996 BASE BUDGET	1996 REVISED BUDGET	1997 DEPT REQUEST	1997 APPROVED BUDGET
ADMIN. & ACCOUNTING	9.2	9.2	9.5	9.5
CUSTOMER SERVICE	3.3	3.3	3	3
PURCHASING	4.2	4.2	4.2	4.2

\*Naples Beach Special Revenue Fund

FISCAL YEAR 1997

BUDGET DETAIL

FUND: 001 FINANCE DEPARTMENT

#	JOB TITLE	FY 97 APPROVED
ACCOUNTING		
1	Comptroller	\$57,364
1	Accountant	35,964
1	Budget & Investment Manager	34,765
1	Accounting Clerk III	25,396
2	Accounting Clerk II	43,195
1	Administrative Assistant II	25,332
.5	Internal Auditor	11,751
CUSTOMER SERVICE		
1	Office Manager	38,774
2	Customer Service Rep	38,067
PURCHASING		
1	Purchasing Agent	43,728
1	Storekeeper	22,464
.8	Buyer (30 hours)	20,981
.8	Admin. Assistant I (30 hours)	13,852
.6	Service Worker I (25 hours)	10,754
14.7	Total Authorized Positions	422,387
	Regular Salaries	422,387
	Other Salaries & Wages	13,800
	Overtime	4,207
	Employer Payroll Expenses	99,305
	General & Merit Increase	<u>14,882</u>
		\$554,581



**FISCAL YEAR 1997  
BUDGET DETAIL  
FINANCE  
DEPARTMENT SUMMARY**

ACCOUNT DESCRIPTION	93 - 94 ACTUALS	94 - 95 ACTUALS	FY 96 ORIGINAL BUDGET	FY 96 - 97 APPROVED	PERCENT CHANGE FY 96 - 97
10-20 REGULAR SALARIES & WAGES	528,206	485,032	415,657	422,387	1.62%
10-30 OTHER SALARIES	0	2,118	6,000	13,800	130.00%
10-40 OVERTIME	3,414	6,517	4,007	4,207	4.99%
25-00 OTHER FRINGE BENEFITS	102,917	99,364	0	0	
25-01 FICA	0	0	31,798	32,312	1.62%
25-03 RETIREMENT CONTRIBUTIONS	0	0	17,716	21,793	23.01%
25-04 LIFE/HEALTH INSURANCE	0	0	45,892	45,200	-1.51%
29-00 GENERAL & MERIT INC.	0	0	14,341	14,882	3.77%
<b>PERSONAL SERVICES</b>	<b>634,537</b>	<b>593,031</b>	<b>535,411</b>	<b>554,581</b>	<b>3.58%</b>
30-00 OPERATING EXPENDITURES	14,519	12,457	11,200	11,020	-1.61%
30-10 AUTO MILEAGE	152	0	200	150	-25.00%
31-01 PROFESSIONAL SERVICES	60,091	60,618	68,325	0	-100.00%
31-02 ACCOUNTING & AUDITING	0	0	0	71,000	
31-04 OTHER CONTRACTUAL SVCS	14,601	27,898	48,100	50,100	4.16%
40-01 TRAVEL	1,891	4,667	4,600	6,432	39.83%
40-02 SCHOOL AND TRAINING	1,426	1,210	1,937	3,090	59.53%
41-00 COMMUNICATIONS	7,349	7,299	5,500	5,800	5.45%
41-01 TELEPHONE	1,694	0	2,500	760	-69.60%
41-02 FAX & MODEMS	0	0	0	720	
42-01 VEHICLES & EQUIPMENT	5,448	6,163	850	0	-100.00%
42-02 POSTAGE & FREIGHT	12,962	12,528	16,000	15,000	-6.25%
42-10 EQUIP. SERVICES - REPAIRS	0	0	0	764	
42-11 EQUIP. SERVICES - FUEL	0	0	0	436	
43-00 UTILITY SERVICES	1,730	5,043	2,000	0	-100.00%
43-01 ELECTRICITY	0	0	0	2,000	
44-01 BUILDING RENTAL	18,900	18,900	18,900	18,900	0.00%
44-02 EQUIPMENT RENTAL	153	183	0	0	
46-00 REPAIR AND MAINTENANCE	4,670	5,028	5,400	4,940	-8.52%
46-03 EQUIP. MAINT. CONTRACTS	400	454	500	500	0.00%
47-00 PRINTING AND BINDING	8,087	11,250	7,800	4,550	-41.67%
47-01 LEGAL ADS	0	0	0	1,600	
47-06 DUPLICATING	2,205	1,418	3,300	2,000	-39.39%
51-00 OFFICE SUPPLIES	2,040	3,104	2,400	2,400	0.00%
51-02 OTHER OFFICE SUPPLIES	566	0	600	650	8.33%
52-00 OPERATING SUPPLIES	1,658	1,318	750	930	24.00%
54-00 BOOKS, PUBS, SUBS, MEMBS	0	548	0	0	
54-01 MEMBERSHIPS	975	553	1,150	1,100	-4.35%
<b>OPERATING EXPENSES</b>	<b>161,517</b>	<b>180,639</b>	<b>202,012</b>	<b>204,842</b>	<b>1.40%</b>

**FISCAL YEAR 1997  
BUDGET DETAIL  
FINANCE  
DEPARTMENT SUMMARY**

CONTINUED

ACCOUNT DESCRIPTION	93 - 94 ACTUALS	94 - 95 ACTUALS	FY 96 ORIGINAL BUDGET	FY 96 - 97 APPROVED	PERCENT CHANGE FY 96 - 97
60-40 MACHINERY EQUIP	2,296	6,821	0	0	
<b>NON-OPERATING EXPENSES</b>	<b>2,296</b>	<b>6,821</b>	<b>0</b>	<b>0</b>	
<b>TOTAL EXPENSES</b>	<b>\$798,350</b>	<b>\$780,491</b>	<b>\$737,423</b>	<b>\$759,423</b>	<b>2.98%</b>

ACCOUNT DESCRIPTION	93 - 94 ACTUALS	94 - 95 ACTUALS	FY 96 ORIGINAL BUDGET	FY 96 - 97 APPROVED	PERCENT CHANGE FY 96 - 97
PERSONAL SERVICES	534,471	530,021	534,837	534,837	
30-00 OPERATING EXPENDITURES	11,200	12,457	14,818	14,818	
30-10 AUTO MILEAGE	0	0	0	0	
31-01 PROFESSIONAL SERVICES	0	0	0	0	
31-02 ACCOUNTING & AUDITING	0	0	0	0	
31-04 OTHER CONTRACTUAL SVCS	0	0	0	0	
40-01 TRAVEL	0	0	0	0	
40-02 SCHOOL AND TRAINING	0	0	0	0	
41-00 COMMUNICATIONS	0	0	0	0	
41-01 TELEPHONE	0	0	0	0	
41-02 FAX & MODEMS	0	0	0	0	
42-01 VEHICLES & EQUIPMENT	0	0	0	0	
42-02 POSTAGE & FREIGHT	0	0	0	0	
42-10 EQUIP. SERVICES - REPAIRS	0	0	0	0	
42-12 EQUIP. SERVICES - FUEL	0	0	0	0	
42-00 UTILITY SERVICES	0	0	0	0	
42-01 ELECTRICITY	0	0	0	0	
43-01 BUILDING RENTAL	0	0	0	0	
43-02 BOYSCOUT RENTAL	0	0	0	0	
45-00 REPAIR AND MAINTENANCE	0	0	0	0	
45-01 EQUIP. MAINT. CONTRACTS	0	0	0	0	
45-02 PRINTING AND BINDING	0	0	0	0	
45-01 LEGAL ADS	0	0	0	0	
45-02 DUBBING	0	0	0	0	
45-03 OFFICE SUPPLIES	0	0	0	0	
45-04 OTHER OFFICE SUPPLIES	0	0	0	0	
45-05 OPERATING SUPPLIES	0	0	0	0	
45-06 BOOKS, PUBLS. SUBS. MEMBS	0	0	0	0	
45-07 MEMBERSHIPS	0	0	0	0	
<b>OPERATING EXPENSES</b>	<b>190,639</b>	<b>190,639</b>	<b>191,917</b>	<b>191,917</b>	



**FISCAL YEAR 1997  
BUDGET DETAIL  
FINANCE DEPARTMENT  
ACCOUNTING**

001-0706-513

ACCOUNT DESCRIPTION	93 - 94 ACTUALS	94 - 95 ACTUALS	FY 96 ORIGINAL BUDGET	FY 96 - 97 APPROVED	PERCENT CHANGE FY 96 - 97
10-20 REGULAR SALARIES & WAGES	291,523	266,692	224,281	233,767	4.23%
10-30 OTHER SALARIES	0	2,118	5,000	5,000	0.00%
10-40 OVERTIME	390	2,101	1,500	1,500	0.00%
25-00 OTHER FRINGE BENEFITS	51,712	48,796	0	0	
25-01 FICA	0	0	17,157	17,883	4.23%
25-03 RETIREMENT CONTRIBUTIONS	0	0	9,586	12,211	27.38%
25-04 LIFE/HEALTH INSURANCE	0	0	20,400	20,898	2.44%
29-00 GENERAL & MERIT INC.	0	0	8,050	8,242	2.39%
<b>PERSONAL SERVICES</b>	<b>343,625</b>	<b>319,707</b>	<b>285,974</b>	<b>299,501</b>	<b>4.73%</b>
30-00 OPERATING EXPENDITURES	11,016	8,943	9,000	9,000	0.00%
31-01 PROFESSIONAL SERVICES	60,091	60,618	68,325	0	-100.00%
31-02 ACCOUNTING & AUDITING	0	0	0	71,000	
31-04 OTHER CONTRACTUAL SVCS	2,601	5,792	6,100	6,100	0.00%
40-01 TRAVEL	1,257	2,083	2,000	2,500	25.00%
40-02 SCHOOL AND TRAINING	676	880	1,000	1,000	0.00%
41-00 COMMUNICATIONS	5,414	3,780	4,000	4,000	0.00%
46-03 EQUIP. MAINT. CONTRACTS	400	454	500	500	0.00%
47-00 PRINTING AND BINDING	3,756	3,271	3,600	3,600	0.00%
47-06 DUPLICATING	1,592	1,056	2,800	1,500	-46.43%
51-00 OFFICE SUPPLIES	1,217	1,686	1,800	1,800	0.00%
52-00 OPERATING SUPPLIES	411	810	300	0	-100.00%
54-01 MEMBERSHIPS	588	553	650	650	0.00%
<b>OPERATING EXPENSES</b>	<b>89,019</b>	<b>89,926</b>	<b>100,075</b>	<b>101,650</b>	<b>1.57%</b>
60-40 MACHINERY EQUIP	2,296	6,821	0	0	
<b>NON-OPERATING EXPENSES</b>	<b>2,296</b>	<b>6,821</b>	<b>0</b>	<b>0</b>	
<b>TOTAL EXPENSES</b>	<b>\$434,940</b>	<b>\$416,454</b>	<b>\$386,049</b>	<b>\$401,151</b>	<b>3.91%</b>

**FISCAL YEAR 1997  
BUDGET DETAIL  
FINANCE DEPARTMENT  
CUSTOMER SERVICE**

001-0707-513				FY 96		PERCENT
ACCOUNT DESCRIPTION	93 - 94	94 - 95	ORIGINAL	FY 96 - 97	CHANGE	
	ACTUALS	ACTUALS	BUDGET	APPROVED	FY 96 - 97	
10-20 REGULAR SALARIES & WAGES	141,791	118,220	80,958	76,841	-5.09%	
10-30 OTHER SALARIES	0	0	0	8,000		
10-40 OVERTIME	2,824	4,278	2,507	2,507	0.00%	
25-00 OTHER FRINGE BENEFITS	34,097	33,132	0	0		
25-01 FICA	0	0	6,194	5,878	-5.10%	
25-03 RETIREMENT CONTRIBUTIONS	0	0	3,644	4,026	10.48%	
25-04 LIFE/HEALTH INSURANCE	0	0	12,532	11,240	-10.31%	
29-00 GENERAL & MERIT INC.	0	0	2,608	2,708	3.83%	
<b>PERSONAL SERVICES</b>	<b>178,712</b>	<b>155,630</b>	<b>108,443</b>	<b>111,200</b>	<b>2.54%</b>	
30-00 OPERATING EXPENDITURES	2,010	1,200	200	100	-50.00%	
31-04 OTHER CONTRACTUAL SVCS	12,000	22,106	42,000	44,000	4.76%	
40-01 TRAVEL	211	1,041	1,000	1,750	75.00%	
40-02 SCHOOL AND TRAINING	425	330	400	1,000	150.00%	
41-00 COMMUNICATIONS	1,935	2,341	1,500	1,800	20.00%	
42-01 VEHICLES & EQUIPMENT	3,538	5,139	0	0		
42-02 POSTAGE & FREIGHT	12,962	12,528	16,000	15,000	-6.25%	
44-02 EQUIPMENT RENTAL	153	183	0	0		
46-00 REPAIR AND MAINTENANCE	3,188	3,104	3,200	2,220	-30.63%	
47-00 PRINTING AND BINDING	2,002	5,791	2,000	350	-82.50%	
47-06 DUPLICATING	428	275	300	300	0.00%	
51-00 OFFICE SUPPLIES	823	788	600	600	0.00%	
52-00 OPERATING SUPPLIES	1,077	314	50	130	160.00%	
<b>OPERATING EXPENSES</b>	<b>40,752</b>	<b>55,140</b>	<b>67,250</b>	<b>67,250</b>	<b>0.00%</b>	
<b>TOTAL EXPENSES</b>	<b>\$219,464</b>	<b>\$210,770</b>	<b>\$175,693</b>	<b>\$178,450</b>	<b>1.57%</b>	



**FISCAL YEAR 1997  
BUDGET DETAIL  
FINANCE DEPARTMENT  
PURCHASING**

001-0708-513

ACCOUNT DESCRIPTION	93 - 94 ACTUALS	94 - 95 ACTUALS	FY 96 ORIGINAL BUDGET	FY 96 - 97 APPROVED	PERCENT CHANGE FY 96 - 97
10-20 REGULAR SALARIES & WAGES	94,892	100,120	110,418	111,779	1.23%
10-30 OTHER SALARIES	0	0	1,000	800	-20.00%
10-40 OVERTIME	200	138	0	200	
25-00 OTHER FRINGE BENEFITS	17,108	17,436	0	0	
25-01 FICA	0	0	8,447	8,551	1.23%
25-03 RETIREMENT CONTRIBUTIONS	0	0	4,486	5,556	23.85%
25-04 LIFE/HEALTH INSURANCE	0	0	12,960	13,062	0.79%
29-00 GENERAL & MERIT INC.	0	0	3,683	3,932	6.76%
	<hr/>	<hr/>	<hr/>	<hr/>	
<b>PERSONAL SERVICES</b>	<b>112,200</b>	<b>117,694</b>	<b>140,994</b>	<b>143,880</b>	<b>2.05%</b>
30-00 OPERATING EXPENDITURES	1,493	2,314	2,000	1,920	-4.00%
30-10 AUTO MILEAGE	152	0	200	150	-25.00%
40-01 TRAVEL	423	1,543	1,600	2,182	36.38%
40-02 SCHOOL AND TRAINING	325	0	537	1,090	102.98%
41-00 COMMUNICATIONS	0	1,178	0	0	
41-01 TELEPHONE	1,694	0	2,500	760	-69.60%
41-02 FAX & MODEMS	0	0	0	720	
42-01 VEHICLES & EQUIPMENT	1,910	1,024	850	0	-100.00%
42-10 EQUIP. SERVICES - REPAIRS	0	0	0	764	
42-11 EQUIP. SERVICES - FUEL	0	0	0	436	
43-00 UTILITY SERVICES	1,730	5,043	2,000	0	-100.00%
43-01 ELECTRICITY	0	0	0	2,000	
44-01 BUILDING RENTAL	18,900	18,900	18,900	18,900	0.00%
46-00 REPAIR AND MAINTENANCE	1,482	1,924	2,200	2,720	23.64%
47-00 PRINTING AND BINDING	2,329	2,188	2,200	600	-72.73%
47-01 LEGAL ADS	0	0	0	1,600	
47-06 DUPLICATING	185	87	200	200	0.00%
51-00 OFFICE SUPPLIES	0	630	0	0	
51-02 OTHER OFFICE SUPPLIES	566	0	600	650	8.33%
52-00 OPERATING SUPPLIES	170	194	400	800	100.00%
54-00 BOOKS, PUBS, SUBS, MEMBS	0	548	0	0	
54-01 MEMBERSHIPS	387	0	500	450	-10.00%
	<hr/>	<hr/>	<hr/>	<hr/>	
<b>OPERATING EXPENSES</b>	<b>31,746</b>	<b>35,573</b>	<b>34,687</b>	<b>35,942</b>	<b>3.62%</b>
	<hr/>	<hr/>	<hr/>	<hr/>	
<b>TOTAL EXPENSES</b>	<b>\$143,946</b>	<b>\$153,267</b>	<b>\$175,681</b>	<b>\$179,822</b>	<b>2.36%</b>

FISCAL YEAR 1997

BUDGET DETAIL

FUND: 001 NON DEPARTMENTAL

	#	JOB TITLE	FY 97 APPROVED			FY 97 APPROVED
			BUDGET	ACTUALS	ACTUALS	
FACILITIES MAINTENANCE						
1		Facilities Maintenance Supervisor			31,556	
2		Tradesworker			43,554	
1.9		Service Worker II			34,064	
4		Service Worker I			61,766	
8.9		Total Authorized Positions			170,940	
		Regular Salaries			170,940	
		Overtime			3,960	
		Employer Payroll Expenses			52,037	
		General & Merit Increase			<u>15,793</u>	
					\$242,730	



**FISCAL YEAR 1997  
BUDGET DETAIL  
NON-DEPARTMENTAL  
DEPARTMENT SUMMARY**

001-1480-519

ACCOUNT DESCRIPTION		93 - 94	94 - 95	FY 96	FY 96 - 97	PERCENT
		ACTUALS	ACTUALS	ORIGINAL	APPROVED	CHANGE
				BUDGET		FY 96 - 97
10-20	REGULAR SALARIES & WAGES	0	98	0	170,939	
10-40	OVERTIME	0	148	0	3,960	
25-00	OTHER FRINGE BENEFITS	3,084	1,827	0	0	
25-01	FICA	0	0	0	13,077	
25-03	RETIREMENT CONTRIBUTIONS	0	0	0	8,755	
25-04	LIFE/HEALTH INSURANCE	0	0	0	30,205	
29-00	GENERAL & MERIT INC.	0	0	10,000	15,793	57.93%
<b>PERSONAL SERVICES</b>		<b>3,084</b>	<b>2,073</b>	<b>10,000</b>	<b>242,729</b>	<b>2327.29%</b>
30-00	OPERATING EXPENDITURES	2,550	890	0	12,300	
31-01	PROFESSIONAL SERVICES	11,781	25,979	225,000	220,000	-2.22%
31-04	OTHER CONTRACTUAL SVCS	19,266	26,179	25,000	27,950	11.80%
31-50	ELECTION EXPENSE	73,701	985	70,000	6,000	-91.43%
40-02	SCHOOL AND TRAINING	0	0	0	300	
41-00	COMMUNICATIONS	2,299	10,861	3,500	3,850	10.00%
42-02	POSTAGE & FREIGHT	34,549	33,194	38,000	50,000	31.58%
42-10	EQUIP. SERVICES - REPAIRS	0	0	0	7,475	
42-11	EQUIP. SERVICES - FUEL	0	0	0	4,025	
43-00	UTILITY SERVICES	68,879	75,306	85,000	0	-100.00%
43-01	ELECTRICITY	0	0	0	72,300	
43-02	WATER, SEWER, GARBAGE	0	0	0	16,500	
46-00	REPAIR AND MAINTENANCE	13,427	18,019	22,000	79,000	259.09%
47-00	PRINTING AND BINDING	320	0	0	25,975	
49-00	OTHER CURRENT CHARGES	47,401	38,210	50,000	50,300	0.60%
49-02	INFORMATION SERVICES	120,182	146,200	224,351	272,579	21.50%
49-04	EMPLOYEE DEVELOPMENT	5	402	0	0	
49-05	SPECIAL EVENTS	0	5,000	25,000	25,000	0.00%
49-06	AWARDS	6,564	5,053	6,000	6,000	0.00%
52-00	OPERATING SUPPLIES	139	1,064	0	15,000	
52-10	JANITORIAL SUPPLIES	0	0	0	12,360	
<b>OPERATING EXPENSES</b>		<b>401,063</b>	<b>387,342</b>	<b>773,851</b>	<b>906,914</b>	<b>17.19%</b>
60-20	BUILDINGS	42,474	0	0	0	
60-30	IMPROVEMENTS O/T BUILDING	506	0	50,000	50,000	0.00%
60-40	MACHINERY EQUIP	511	5,747	0	0	
<b>NON-OPERATING EXPENSES</b>		<b>43,491</b>	<b>5,747</b>	<b>50,000</b>	<b>50,000</b>	<b>0.00%</b>
<b>TOTAL EXPENSES</b>		<b>\$447,638</b>	<b>\$395,162</b>	<b>\$833,851</b>	<b>\$1,199,643</b>	<b>43.87%</b>

**FISCAL YEAR 1997  
BUDGET DETAIL  
NON-DEPARTMENTAL  
FACILITIES MAINTENANCE**

001-1417-519						
ACCOUNT DESCRIPTION	93 - 94	94 - 95	FY 96	FY 96 - 97	PERCENT	
	ACTUALS	ACTUALS	ORIGINAL	APPROVED	CHANGE	
			BUDGET		FY 96 - 97	
10-20	REGULAR SALARIES & WAGES	0	0	0	170,939	
10-40	OVERTIME	0	0	0	3,960	
25-01	FICA	0	0	0	13,077	
25-03	RETIREMENT CONTRIBUTIONS	0	0	0	8,755	
25-04	LIFE/HEALTH INSURANCE	0	0	0	30,205	
29-00	GENERAL & MERIT INC.	0	0	0	5,793	
	<b>PERSONAL SERVICES</b>	<b>0</b>	<b>0</b>	<b>0</b>	<b>232,729</b>	
30-00	OPERATING EXPENDITURES	0	0	0	4,000	
31-04	OTHER CONTRACTUAL SVCS	0	0	0	27,950	
40-02	SCHOOL AND TRAINING	0	0	0	300	
41-00	COMMUNICATIONS	0	0	0	3,850	
42-10	EQUIP. SERVICES - REPAIRS	0	0	0	7,475	
42-11	EQUIP. SERVICES - FUEL	0	0	0	4,025	
43-01	ELECTRICITY	0	0	0	72,300	
43-02	WATER, SEWER, GARBAGE	0	0	0	16,500	
46-00	REPAIR AND MAINTENANCE	0	0	0	79,000	
49-00	OTHER CURRENT CHARGES	0	0	0	300	
52-10	JANITORIAL SUPPLIES	0	0	0	12,360	
	<b>OPERATING EXPENSES</b>	<b>0</b>	<b>0</b>	<b>0</b>	<b>228,060</b>	
	<b>TOTAL EXPENSES</b>	<b>\$0</b>	<b>\$0</b>	<b>\$0</b>	<b>\$460,789</b>	



**FISCAL YEAR 1997  
BUDGET DETAIL  
NON-DEPARTMENTAL  
GENERAL FUND**

001-1480-519

ACCOUNT DESCRIPTION	93 - 94 ACTUALS	94 - 95 ACTUALS	FY 96 ORIGINAL BUDGET	FY 96 - 97 APPROVED	PERCENT CHANGE FY 96 - 97
10-20 REGULAR SALARIES & WAGES	0	98	0	0	
10-40 OVERTIME	0	148	0	0	
25-00 OTHER FRINGE BENEFITS	3,084	1,827	0	0	
29-00 GENERAL & MERIT INC.	0	0	10,000	10,000	0.00%
<b>PERSONAL SERVICES</b>	<b>3,084</b>	<b>2,073</b>	<b>10,000</b>	<b>10,000</b>	<b>0.00%</b>
30-00 OPERATING EXPENDITURES	2,550	890	0	8,300	
31-01 PROFESSIONAL SERVICES	11,781	25,979	225,000	220,000	-2.22%
31-04 OTHER CONTRACTUAL SVCS	19,266	26,179	25,000	0	-100.00%
31-50 ELECTION EXPENSE	73,701	985	70,000	6,000	-91.43%
41-00 COMMUNICATIONS	2,299	10,861	3,500	0	-100.00%
42-02 POSTAGE & FREIGHT	34,549	33,194	38,000	50,000	31.58%
43-00 UTILITY SERVICES	68,879	75,306	85,000	0	-100.00%
46-00 REPAIR AND MAINTENANCE	13,427	18,019	22,000	0	-100.00%
47-00 PRINTING AND BINDING	320	0	0	25,975	
49-00 OTHER CURRENT CHARGES	47,401	38,210	50,000	50,000	0.00%
49-02 INFORMATION SERVICES	120,182	146,200	224,351	272,579	21.50%
49-04 EMPLOYEE DEVELOPMENT	5	402	0	0	
49-05 SPECIAL EVENTS	0	5,000	25,000	25,000	0.00%
49-06 AWARDS	6,564	5,053	6,000	6,000	0.00%
52-00 OPERATING SUPPLIES	139	1,064	0	15,000	
<b>OPERATING EXPENSES</b>	<b>401,063</b>	<b>387,342</b>	<b>773,851</b>	<b>678,854</b>	<b>-12.28%</b>
60-20 BUILDINGS	42,474	0	0	0	
60-30 IMPROVEMENTS O/T BUILDING	506	0	50,000	50,000	0.00%
60-40 MACHINERY EQUIP	511	5,747	0	0	
<b>NON-OPERATING EXPENSES</b>	<b>43,491</b>	<b>5,747</b>	<b>50,000</b>	<b>50,000</b>	<b>0.00%</b>
<b>TOTAL EXPENSES</b>	<b>\$447,638</b>	<b>\$395,162</b>	<b>\$833,851</b>	<b>\$738,854</b>	<b>-11.39%</b>

**FISCAL YEAR 1997  
BUDGET DETAIL  
GENERAL FUND  
CONTINGENCY**

001-7272-582

ACCOUNT DESCRIPTION	93 - 94 ACTUALS	94 - 95 ACTUALS	FY 96 ORIGINAL BUDGET	FY 96 - 97 APPROVED	PERCENT CHANGE FY 96 - 97
99-01 OPERATING CONTINGENCY	0	0	150,000	150,000	0.00%
<b>TOTAL CONTINGENCY</b>	<b>\$0</b>	<b>\$0</b>	<b>\$150,000</b>	<b>\$150,000</b>	<b>0.00%</b>
PERSONAL SERVICES	2,073	2,884			
OPERATING EXPENDITURES	880	2,880			
PROFESSIONAL SERVICES	28,078	11,781			
OTHER CONTRACTUAL SVCS	28,178	18,128			
ELECTION EXPENSE	908	73,101			
COMMUNICATIONS	2,500	2,588			
POSTAGE & FREIGHT	33,794	24,849			
UTILITY SERVICES	78,300	88,819			
REPAIR AND MAINTENANCE	18,048	13,827			
PRINTING AND BINDING	0	250			
OTHER CURRENT CHARGES	38,210	47,401			
REGISTRATION SERVICES	140,200	130,182			
EMPLOYEE DEVELOPMENT	402	2			
SPECIAL EVENTS	28,000	0			
AWARDS	8,000	8,834			
OPERATING SUPPLIES	0	109			
OPERATING EXPENSES	773,881	407,682			
BUILDINGS	0	42,424			
IMPROVEMENTS ON BUILDING	80,000	808			
MACHINERY/BOUP	0	211			
NON OPERATING EXPENSES	80,000	43,987			
<b>TOTAL EXPENSES</b>	<b>\$853,881</b>	<b>\$451,669</b>			



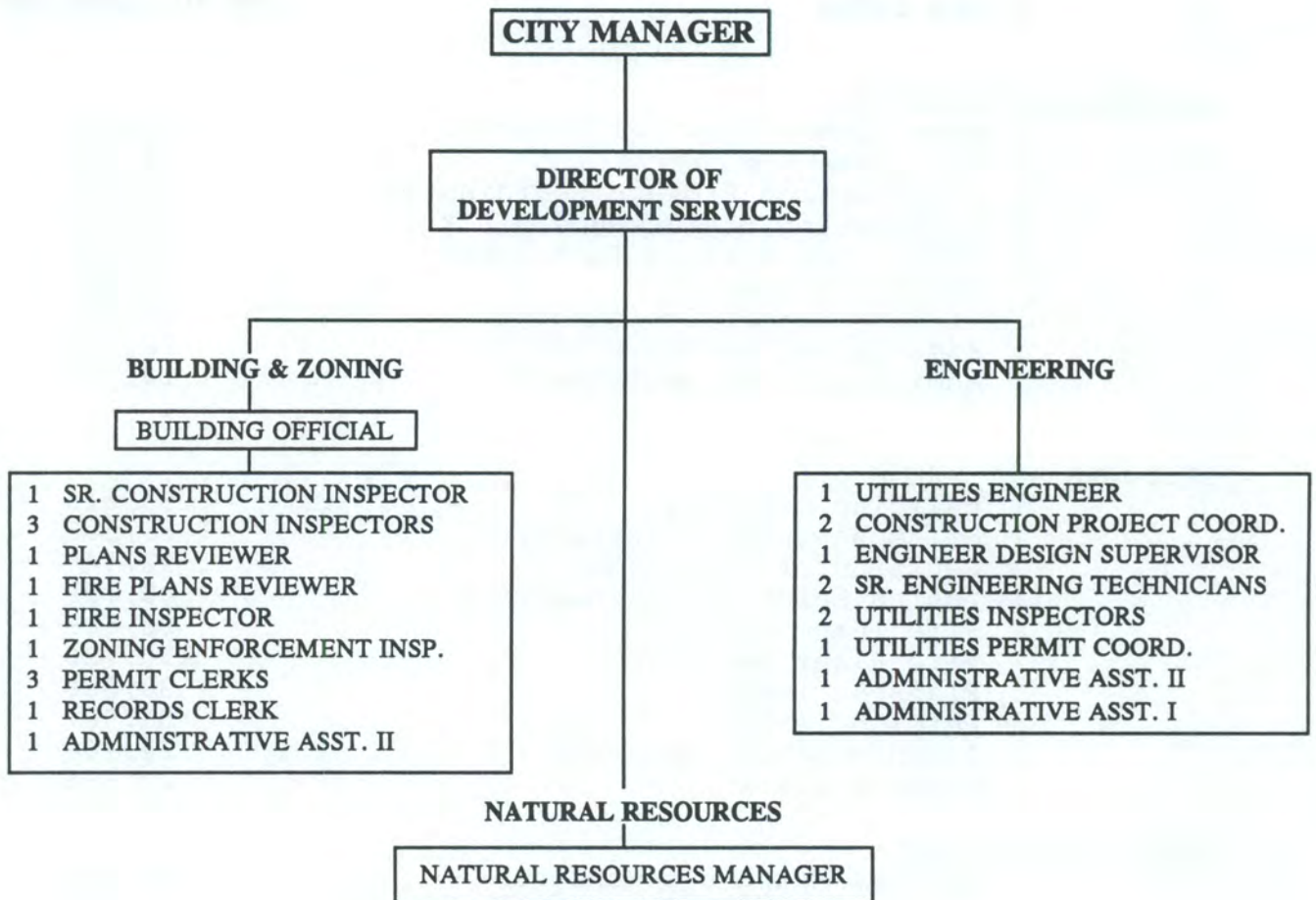
**FISCAL YEAR 1997  
BUDGET DETAIL  
GENERAL FUND  
TRANSFERS OUT**

001-7575-581 ACCOUNT DESCRIPTION	93 - 94 ACTUALS	94 - 95 ACTUALS	FY 96 ORIGINAL BUDGET	FY 96 - 97 APPROVED	PERCENT CHANGE FY 96 - 97
91-00 TRANSFERS OUT	<u>435,605</u>	<u>527,280</u>	<u>483,730</u>	<u>424,440</u>	<u>-12.26%</u>
TOTAL TRANSFERS OUT	<u><u>\$435,605</u></u>	<u><u>\$527,280</u></u>	<u><u>\$483,730</u></u>	<u><u>\$424,440</u></u>	<u><u>-12.26%</u></u>

# Development Services



**DEVELOPMENT SERVICES**



**AUTHORIZED PERSONNEL:**

	1996 BASE BUDGET	1996 REVISED BUDGET	1997 DEPT REQUEST	1997 APPRVD BUDGET
ENGINEERING	11	12	12	12
BUILDING & ZONING	13	13	14	14
NATURAL RESOURCES	1	1	1	1

FISCAL YEAR 1997

BUDGET DETAIL

FUND: 001 DEVELOPMENT SERVICES

#	JOB TITLE	FY 97 APPROVED
ENGINEERING & DESIGN		
1	Development Services Director	\$61,841
1	Utilities Engineer	44,240
2	Construction Project Coordinator	92,912
1	Engineering Design Supervisor	32,488
2	Senior Engineering Technician	61,892
2	Utility Inspector	54,299
1	Utility Permit Coordinator	24,452
1	Administrative Assistant II	22,471
1	Administrative Assistant I	19,593
BUILDING AND ZONING		
1	Building Official	53,616
1	Sr. Construction Inspector	35,595
3	Constructor Inspector	92,944
1	Zoning Enforcement Inspector	30,795
1	Fire Inspector	28,589
1	Fire Plans Reviewer	30,526
1	Plans Reviewer	30,526
3	Permit Clerk	58,987
1	Administrative Assistant II	24,168
1	Records Clerk	20,185
NATURAL RESOURCES		
1	Natural Resources Manager	59,082
27	Total Authorized Positions	879,201
	Regular Salaries	879,201
	Other Salaries & Wages	8,000
	Overtime	11,000
	Employer Payroll Expenses	216,262
	General & Merit Increase	29,208
		\$1,143,671



**FISCAL YEAR 1997  
BUDGET DETAIL  
DEVELOPMENT SERVICES  
DEPARTMENT SUMMARY**

ACCOUNT DESCRIPTION	93 - 94 ACTUALS	94 - 95 ACTUALS	FY 96 ORIGINAL BUDGET	FY 96 - 97 APPROVED	PERCENT CHANGE FY 96 - 97
10-20 REGULAR SALARIES & WAGES	604,733	746,804	773,106	879,201	13.72%
10-30 OTHER SALARIES	2,555	448	8,000	8,000	0.00%
10-40 OVERTIME	11,076	8,936	11,000	11,000	0.00%
25-00 OTHER FRINGE BENEFITS	112,570	155,425	0	0	
25-01 FICA	0	0	60,510	66,994	10.72%
25-03 RETIREMENT CONTRIBUTIONS	0	0	38,888	48,252	24.08%
25-04 LIFE/HEALTH INSURANCE	0	0	90,414	101,016	11.73%
29-00 GENERAL & MERIT INC.	0	0	24,208	29,208	20.65%
<b>PERSONAL SERVICES</b>	<b>730,934</b>	<b>911,613</b>	<b>1,006,126</b>	<b>1,143,671</b>	<b>13.67%</b>
30-00 OPERATING EXPENDITURES	12,834	7,371	9,745	10,245	5.13%
30-10 AUTO MILEAGE	472	162	500	500	0.00%
31-01 PROFESSIONAL SERVICES	3,200	356	0	0	
31-04 OTHER CONTRACTUAL SVCS	10,080	12,308	11,000	15,000	36.36%
40-00 TRAVEL AND PER DIEM	0	375	0	0	
40-01 TRAVEL	6,215	5,142	8,710	8,710	0.00%
40-02 SCHOOL AND TRAINING	4,479	5,060	8,270	8,270	0.00%
40-03 SAFETY	0	14	50	50	0.00%
40-04 SAFETY PROGRAMS	0	53	0	0	
41-00 COMMUNICATIONS	7,532	16,602	9,464	12,664	33.81%
42-01 VEHICLES & EQUIPMENT	13,758	17,996	12,750	0	-100.00%
42-10 EQUIP. SERVICES - REPAIRS	0	0	0	6,805	
42-11 EQUIP. SERVICES - FUEL	0	0	0	6,445	
46-00 REPAIR AND MAINTENANCE	1,941	1,260	1,000	1,320	32.00%
46-04 EQUIP. MAINTENANCE	151	0	500	750	50.00%
47-00 PRINTING AND BINDING	1,809	2,276	3,600	3,600	0.00%
47-01 LEGAL ADS	0	0	1,550	1,550	0.00%
47-06 DUPLICATING	2,300	2,938	2,850	2,850	0.00%
49-00 OTHER CURRENT CHARGES	2,827	0	0	0	
51-00 OFFICE SUPPLIES	3,022	4,407	3,300	4,000	21.21%
51-02 OTHER OFFICE SUPPLIES	0	71	100	100	0.00%
51-04 NEW INSTALLATION	0	652	0	0	
52-00 OPERATING SUPPLIES	35,115	27,263	8,500	9,000	5.88%
52-07 UNIFORMS	0	425	0	0	
52-09 OTHER CLOTHING	0	200	400	500	25.00%
54-00 BOOKS, PUBS, SUBS, MEMBS	0	7,811	0	0	
54-01 MEMBERSHIPS	2,048	932	4,553	4,553	0.00%
<b>OPERATING EXPENSES</b>	<b>107,783</b>	<b>113,674</b>	<b>86,842</b>	<b>96,912</b>	<b>11.60%</b>

**FISCAL YEAR 1997  
BUDGET DETAIL  
DEVELOPMENT SERVICES  
DEPARTMENT SUMMARY**

CONTINUED

ACCOUNT DESCRIPTION	93 - 94 ACTUALS	94 - 95 ACTUALS	FY 96 ORIGINAL BUDGET	FY 96 - 97 APPROVED	PERCENT CHANGE FY 96 - 97
60-40 MACHINERY EQUIP	23,332	0	0	0	
60-40 MACHINERY & EQUIPMENT	0	0	0	80,000	
60-70 VEHICLES	0	0	0	19,000	
<b>NON-OPERATING EXPENSES</b>	<b>23,332</b>	<b>0</b>	<b>0</b>	<b>99,000</b>	
<b>TOTAL EXPENSES</b>	<b>\$862,049</b>	<b>\$1,025,287</b>	<b>\$1,092,968</b>	<b>\$1,339,583</b>	<b>22.56%</b>



**FISCAL YEAR 1997  
BUDGET DETAIL  
DEVELOPMENT SERVICES  
ENGINEERING**

001-0601-541				FY 96		PERCENT
ACCOUNT DESCRIPTION		93 - 94	94 - 95	ORIGINAL	FY 96 - 97	CHANGE
		ACTUALS	ACTUALS	BUDGET	APPROVED	FY 96 - 97
10-20	REGULAR SALARIES & WAGES	275,709	346,604	346,023	414,188	19.70%
10-30	OTHER SALARIES	0	448	0	0	
10-40	OVERTIME	355	1,757	4,000	4,000	0.00%
25-00	OTHER FRINGE BENEFITS	45,046	73,913	0	0	
25-01	FICA	0	0	26,471	31,685	19.70%
25-03	RETIREMENT CONTRIBUTIONS	0	0	17,667	23,588	33.51%
25-04	LIFE/HEALTH INSURANCE	0	0	39,527	44,985	13.81%
29-00	GENERAL & MERIT INC.	0	0	11,947	14,646	22.59%
<b>PERSONAL SERVICES</b>		<b>321,110</b>	<b>422,722</b>	<b>445,635</b>	<b>533,092</b>	<b>19.63%</b>
30-00	OPERATING EXPENDITURES	0	15	1,000	1,500	50.00%
30-10	AUTO MILEAGE	472	154	500	500	0.00%
31-01	PROFESSIONAL SERVICES	3,200	356	0	0	
31-04	OTHER CONTRACTUAL SVCS	10,080	12,308	11,000	15,000	36.36%
40-01	TRAVEL	1,170	1,825	1,000	1,000	0.00%
40-02	SCHOOL AND TRAINING	45	1,406	2,500	2,500	0.00%
40-03	SAFETY	0	14	50	50	0.00%
40-04	SAFETY PROGRAMS	0	53	0	0	
41-00	COMMUNICATIONS	3,279	6,339	3,200	3,500	9.38%
42-01	VEHICLES & EQUIPMENT	5,033	2,727	5,000	0	-100.00%
42-10	EQUIP. SERVICES - REPAIRS	0	0	0	1,951	
42-11	EQUIP. SERVICES - FUEL	0	0	0	3,049	
46-00	REPAIR AND MAINTENANCE	0	276	0	0	
46-04	EQUIP. MAINTENANCE	151	0	500	750	50.00%
47-06	DUPLICATING	1,452	1,886	1,500	1,500	0.00%
49-00	OTHER CURRENT CHARGES	2,827	0	0	0	
51-00	OFFICE SUPPLIES	869	1,817	1,000	1,400	40.00%
51-04	NEW INSTALLATION	0	652	0	0	
52-00	OPERATING SUPPLIES	4,270	7,600	4,500	4,500	0.00%
52-07	UNIFORMS	0	425	0	0	
52-09	OTHER CLOTHING	0	200	400	500	25.00%
54-01	MEMBERSHIPS	638	817	1,000	500	-50.00%
<b>OPERATING EXPENSES</b>		<b>33,486</b>	<b>38,870</b>	<b>33,150</b>	<b>38,200</b>	<b>15.23%</b>

**FISCAL YEAR 1997  
BUDGET DETAIL  
DEVELOPMENT SERVICES  
ENGINEERING**

CONTINUED

001-0601-541

ACCOUNT DESCRIPTION	93 - 94 ACTUALS	94 - 95 ACTUALS	FY 96 ORIGINAL BUDGET	FY 96 - 97 APPROVED	PERCENT CHANGE FY 96 - 97
60-40 MACHINERY EQUIP	<u>23,332</u>	<u>0</u>	<u>0</u>	<u>0</u>	
NON-OPERATING EXPENSES	<u>23,332</u>	<u>0</u>	<u>0</u>	<u>0</u>	
TOTAL EXPENSES	<u>\$377,928</u>	<u>\$461,592</u>	<u>\$478,785</u>	<u>\$571,292</u>	<u>19.32%</u>



**FISCAL YEAR 1997  
BUDGET DETAIL  
DEVELOPMENT SERVICES  
BUILDING & ZONING**

001-0602-524

ACCOUNT DESCRIPTION	93 - 94 ACTUALS	94 - 95 ACTUALS	FY 96 ORIGINAL BUDGET	FY 96 - 97 APPROVED	PERCENT CHANGE FY 96 - 97
10-20 REGULAR SALARIES & WAGES	272,421	342,177	369,879	405,931	9.75%
10-30 OTHER SALARIES	2,555	0	8,000	8,000	0.00%
10-40 OVERTIME	10,721	7,179	7,000	7,000	0.00%
25-00 OTHER FRINGE BENEFITS	55,034	68,426	0	0	
25-01 FICA	0	0	29,663	30,789	3.80%
25-03 RETIREMENT CONTRIBUTIONS	0	0	16,645	20,528	23.33%
25-04 LIFE/HEALTH INSURANCE	0	0	46,014	51,079	11.01%
29-00 GENERAL & MERIT INC.	0	0	10,131	12,443	22.82%
<b>PERSONAL SERVICES</b>	<b>340,731</b>	<b>417,782</b>	<b>487,332</b>	<b>535,770</b>	<b>9.94%</b>
30-00 OPERATING EXPENDITURES	914	4,794	1,250	1,250	0.00%
40-00 TRAVEL AND PER DIEM	0	375	0	0	
40-01 TRAVEL	4,609	2,297	6,500	6,500	0.00%
40-02 SCHOOL AND TRAINING	2,594	2,725	4,670	4,670	0.00%
41-00 COMMUNICATIONS	3,816	9,878	5,600	8,500	51.79%
42-01 VEHICLES & EQUIPMENT	7,101	12,089	7,000	0	-100.00%
42-10 EQUIP. SERVICES - REPAIRS	0	0	0	4,507	
42-11 EQUIP. SERVICES - FUEL	0	0	0	2,993	
46-00 REPAIR AND MAINTENANCE	1,900	627	750	1,320	76.00%
47-00 PRINTING AND BINDING	1,809	1,627	3,500	3,500	0.00%
47-06 DUPLICATING	808	997	1,200	1,200	0.00%
51-00 OFFICE SUPPLIES	1,708	2,257	1,800	2,100	16.67%
51-02 OTHER OFFICE SUPPLIES	0	71	0	0	
52-00 OPERATING SUPPLIES	30,845	19,663	4,000	4,500	12.50%
54-00 BOOKS, PUBS, SUBS, MEMBS	0	3,524	0	0	
54-01 MEMBERSHIPS	967	0	1,500	2,000	33.33%
<b>OPERATING EXPENSES</b>	<b>57,071</b>	<b>60,924</b>	<b>37,770</b>	<b>43,040</b>	<b>13.95%</b>
60-40 MACHINERY & EQUIPMENT	0	0	0	80,000	
60-70 VEHICLES	0	0	0	19,000	
<b>NON-OPERATING EXPENSES</b>	<b>0</b>	<b>0</b>	<b>0</b>	<b>99,000</b>	
<b>TOTAL EXPENSES</b>	<b><u>\$397,802</u></b>	<b><u>\$478,706</u></b>	<b><u>\$525,102</u></b>	<b><u>\$677,810</u></b>	<b><u>29.08%</u></b>

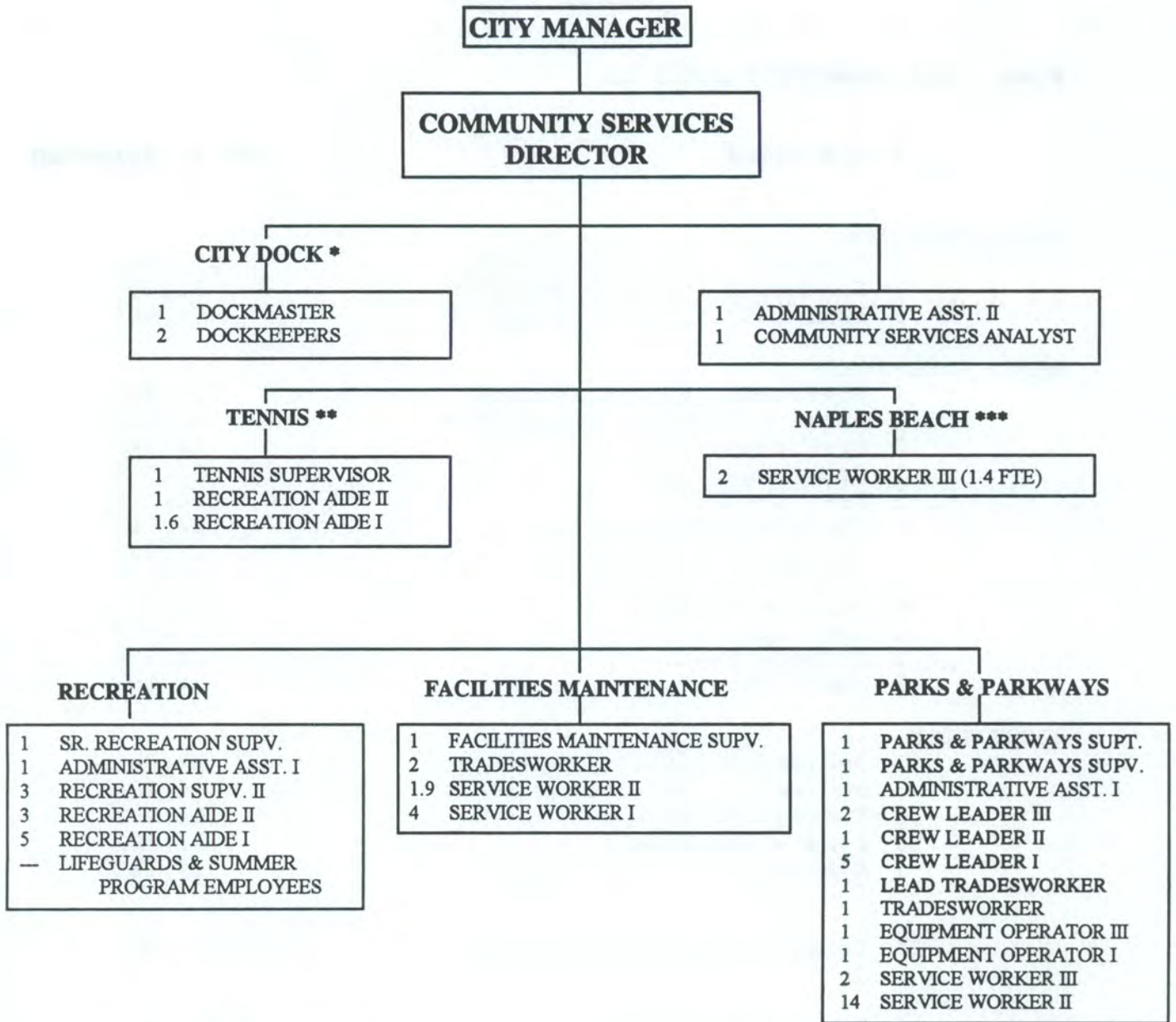
**FISCAL YEAR 1997  
BUDGET DETAIL  
DEVELOPMENT SERVICES  
NATURAL RESOURCES**

001-0603-537

ACCOUNT DESCRIPTION	93 - 94 ACTUALS	94 - 95 ACTUALS	FY 96 ORIGINAL BUDGET	FY 96 - 97 APPROVED	PERCENT CHANGE FY 96 - 97
10-20 REGULAR SALARIES & WAGES	56,603	58,023	57,204	59,082	3.28%
25-00 OTHER FRINGE BENEFITS	12,490	13,086	0	0	
25-01 FICA	0	0	4,376	4,520	3.29%
25-03 RETIREMENT CONTRIBUTIONS	0	0	4,576	4,136	-9.62%
25-04 LIFE/HEALTH INSURANCE	0	0	4,873	4,952	1.62%
29-00 GENERAL & MERIT INC.	0	0	2,130	2,119	-0.52%
<b>PERSONAL SERVICES</b>	<b>69,093</b>	<b>71,109</b>	<b>73,159</b>	<b>74,809</b>	<b>2.26%</b>
30-00 OPERATING EXPENDITURES	11,920	2,562	7,495	7,495	0.00%
30-10 AUTO MILEAGE	0	8	0	0	
40-01 TRAVEL	436	1,020	1,210	1,210	0.00%
40-02 SCHOOL AND TRAINING	1,840	929	1,100	1,100	0.00%
41-00 COMMUNICATIONS	437	385	664	664	0.00%
42-01 VEHICLES & EQUIPMENT	1,624	3,180	750	0	-100.00%
42-10 EQUIP. SERVICES - REPAIRS	0	0	0	347	
42-11 EQUIP. SERVICES - FUEL	0	0	0	403	
46-00 REPAIR AND MAINTENANCE	41	357	250	0	-100.00%
47-00 PRINTING AND BINDING	0	649	100	100	0.00%
47-01 LEGAL ADS	0	0	1,550	1,550	0.00%
47-06 DUPLICATING	40	55	150	150	0.00%
51-00 OFFICE SUPPLIES	445	333	500	500	0.00%
51-02 OTHER OFFICE SUPPLIES	0	0	100	100	0.00%
54-00 BOOKS, PUBS, SUBS, MEMBS	0	4,287	0	0	
54-01 MEMBERSHIPS	443	115	2,053	2,053	0.00%
<b>OPERATING EXPENSES</b>	<b>17,226</b>	<b>13,880</b>	<b>15,922</b>	<b>15,672</b>	<b>-1.57%</b>
<b>TOTAL EXPENSES</b>	<b>\$86,319</b>	<b>\$84,989</b>	<b>\$89,081</b>	<b>\$90,481</b>	<b>1.57%</b>



# Community Services



**AUTHORIZED PERSONNEL**

	1996 BASE BUDGET	1996 REVISED BUDGET	1997 DEPT REQUEST	1997 APPROVED BUDGET
ADMINISTRATION	3	3	3	3
PARKS & PARKWAYS	38	31	31	31
RECREATION	21.5	20.9	13	13
FACILITIES MAINTENANCE	—	—	8.9	8.9
CITY DOCK	3	3	3	3
NAPLES BEACH	4	1.4	1.4	1.4
TENNIS	3.5	3.6	3.6	3.6

\*City Dock Enterprise Fund  
 \*\*Tennis Enterprise Fund  
 \*\*\*Naples Beach Special Revenue Fund



FISCAL YEAR 1997

BUDGET DETAIL

FUND: 001 COMMUNITY SERVICES

# JOB TITLE FY 97 APPROVED

ADMINISTRATION

1	Community Services Director	\$57,909
1	Community Services Analyst	30,074
1	Administrative Assistant II	20,956

PARKS & PARKWAYS

1	Operations Superintendent	44,675
1	Parks & Parkways Supervisor	30,512
2	Crew Leader III	44,867
1	Crew Leader II	18,768
5	Crew Leader I	100,506
1	Equipment Operator III	24,097
1	Equipment Operator I	17,040
2	Service Worker III	37,237
14	Service Worker II	246,783
1	Lead Tradesworker	25,973
1	Tradesworker	22,634
1	Administrative Assistant	24,197

RECREATION

1	Senior Recreation Supervisor	39,785
3	Recreation Supervisor II	79,234
3	Recreation Aide II	64,779
5	Recreation Aide I	91,482
1	Administrative Assistant I	19,790

47 Total Authorized Positions 1,041,298

Regular Salaries	1,041,298
Other Salaries & Wages	141,935
Overtime	22,448
Employer Payroll Expenses	305,902
General & Merit Increase	<u>33,203</u>

\$1,544,786

**FISCAL YEAR 1997  
BUDGET DETAIL  
COMMUNITY SERVICES  
DEPARTMENT SUMMARY**

ACCOUNT DESCRIPTION	93 - 94 ACTUALS	94 - 95 ACTUALS	FY 96 ORIGINAL BUDGET	FY 96 - 97 APPROVED	PERCENT CHANGE FY 96 - 97
10-20 REGULAR SALARIES & WAGES	1,376,006	1,374,785	1,354,202	1,041,298	-23.11%
10-30 OTHER SALARIES	105,534	26,802	109,863	141,935	29.19%
10-40 OVERTIME	33,475	33,158	25,408	22,448	-11.65%
25-00 OTHER FRINGE BENEFITS	324,617	332,854	0	0	
25-01 FICA	0	0	109,599	79,792	-27.20%
25-03 RETIREMENT CONTRIBUTIONS	0	0	62,634	57,341	-8.45%
25-04 LIFE/HEALTH INSURANCE	0	0	211,678	168,769	-20.27%
29-00 GENERAL & MERIT INC.	0	0	39,923	33,203	-16.83%
<b>PERSONAL SERVICES</b>	<b>1,839,632</b>	<b>1,767,599</b>	<b>1,913,307</b>	<b>1,544,786</b>	<b>-19.26%</b>
30-00 OPERATING EXPENDITURES	31,688	34,498	32,016	36,400	13.69%
30-05 COUNTY LAND FILL	434	125	5,000	5,000	0.00%
30-10 AUTO MILEAGE	4,712	4,501	4,570	2,155	-52.84%
31-04 OTHER CONTRACTUAL SVCS	178,088	205,355	358,009	658,985	84.07%
40-00 TRAVEL AND PER DIEM	0	12	0	0	
40-01 TRAVEL	5,230	4,449	4,830	4,800	-0.62%
40-02 SCHOOL AND TRAINING	2,519	3,298	3,960	5,260	32.83%
41-00 COMMUNICATIONS	9,221	9,195	9,589	11,680	21.81%
42-01 VEHICLES & EQUIPMENT	160,221	131,673	136,500	0	-100.00%
42-10 EQUIP. SERVICES - REPAIRS	0	0	0	113,495	
42-11 EQUIP. SERVICES - FUEL	0	0	0	16,505	
43-00 UTILITY SERVICES	174,799	158,481	200,490	0	-100.00%
43-01 ELECTRICITY	0	0	0	82,097	
43-02 WATER, SEWER, GARBAGE	0	83,362	0	127,323	
43-03 OTHER	0	2,061	0	0	
44-00 RENTALS & LEASES	610	2,379	2,077	3,735	79.83%
45-01 UNEMPLOYMENT COMPENSATIO	0	(119)	0	0	
46-00 REPAIR AND MAINTENANCE	61,403	50,012	60,247	27,544	-54.28%
46-05 STORM REPAIR	2,880	0	0	0	
47-00 PRINTING AND BINDING	12,221	14,487	16,400	17,350	5.79%
47-06 DUPLICATING	1,287	781	3,530	4,250	20.40%
49-00 OTHER CURRENT CHARGES	100	0	0	9,952	
51-00 OFFICE SUPPLIES	4,892	4,624	4,900	5,300	8.16%
52-00 OPERATING SUPPLIES	129,697	230,789	192,067	152,760	-20.47%
52-01 RECREATIONAL PGM. EXPENSE	115,556	95,057	115,000	114,650	-0.30%
52-10 JANITORIAL SUPPLIES	0	1,647	0	8,444	
54-00 BOOKS, PUBS, SUBS, MEMBS	0	2,009	0	800	
54-01 MEMBERSHIPS	2,009	0	1,992	2,440	22.49%
<b>OPERATING EXPENSES</b>	<b>897,567</b>	<b>1,038,676</b>	<b>1,151,177</b>	<b>1,410,925</b>	<b>22.56%</b>



**FISCAL YEAR 1997  
BUDGET DETAIL  
COMMUNITY SERVICES  
DEPARTMENT SUMMARY**

CONTINUED

ACCOUNT DESCRIPTION	93 - 94 ACTUALS	94 - 95 ACTUALS	FY 96 ORIGINAL BUDGET	FY 96 - 97 APPROVED	PERCENT CHANGE FY 96 - 97
60-30 IMPROVEMENTS O/T BUILDING	940	0	0	0	
60-40 MACHINERY EQUIP	<u>11,548</u>	<u>2,920</u>	<u>0</u>	<u>0</u>	
<b>NON-OPERATING EXPENSES</b>	<b><u>12,488</u></b>	<b><u>2,920</u></b>	<b><u>0</u></b>	<b><u>0</u></b>	
<b>TOTAL EXPENSES</b>	<b><u>\$2,749,687</u></b>	<b><u>\$2,809,195</u></b>	<b><u>\$3,064,484</u></b>	<b><u>\$2,955,711</u></b>	<b><u>-3.55%</u></b>

**FISCAL YEAR 1997  
BUDGET DETAIL  
COMMUNITY SERVICES  
ADMINISTRATION**

001-0901-572 ACCOUNT DESCRIPTION	93 - 94 ACTUALS	94 - 95 ACTUALS	FY 96 ORIGINAL BUDGET	FY 96 - 97 APPROVED	PERCENT CHANGE FY 96 - 97
10-20 REGULAR SALARIES & WAGES	106,180	114,483	111,404	108,939	-2.21%
10-30 OTHER SALARIES	1,115	0	350	350	0.00%
10-40 OVERTIME	194	174	0	0	
25-00 OTHER FRINGE BENEFITS	33,240	25,602	0	0	
25-01 FICA	0	0	8,473	8,334	-1.64%
25-03 RETIREMENT CONTRIBUTIONS	0	0	7,183	7,440	3.58%
25-04 LIFE/HEALTH INSURANCE	0	0	11,983	12,036	0.44%
29-00 GENERAL & MERIT INC.	0	0	3,482	3,907	12.21%
	<u>140,729</u>	<u>140,259</u>	<u>142,875</u>	<u>141,006</u>	<u>-1.31%</u>
30-00 OPERATING EXPENDITURES	4,152	2,438	200	300	50.00%
30-10 AUTO MILEAGE	1,021	805	1,000	850	-15.00%
40-01 TRAVEL	1,088	1,255	1,000	1,000	0.00%
40-02 SCHOOL AND TRAINING	747	1,390	450	600	33.33%
41-00 COMMUNICATIONS	1,641	1,166	900	1,200	33.33%
45-01 UNEMPLOYMENT COMPENSATIO	0	(119)	0	0	
46-00 REPAIR AND MAINTENANCE	119	143	150	150	0.00%
47-00 PRINTING AND BINDING	418	303	400	350	-12.50%
47-06 DUPLICATING	4	81	500	250	-50.00%
51-00 OFFICE SUPPLIES	1,304	1,144	1,000	1,200	20.00%
52-00 OPERATING SUPPLIES	161	479	250	200	-20.00%
54-00 BOOKS, PUBS, SUBS, MEMBS	0	694	0	100	
54-01 MEMBERSHIPS	652	0	650	650	0.00%
	<u>11,307</u>	<u>9,779</u>	<u>6,500</u>	<u>6,850</u>	<u>5.38%</u>
60-40 MACHINERY EQUIP	<u>11,548</u>	<u>0</u>	<u>0</u>	<u>0</u>	
	<u>11,548</u>	<u>0</u>	<u>0</u>	<u>0</u>	
<b>TOTAL EXPENSES</b>	<u><u>\$163,584</u></u>	<u><u>\$150,038</u></u>	<u><u>\$149,375</u></u>	<u><u>\$147,856</u></u>	<u><u>-1.02%</u></u>



**FISCAL YEAR 1997  
BUDGET DETAIL  
COMMUNITY SERVICES  
PARKS & PARKWAYS**

001-0913-572 ACCOUNT DESCRIPTION	93 - 94 ACTUALS	94 - 95 ACTUALS	FY 96 ORIGINAL BUDGET	FY 96 - 97 APPROVED	PERCENT CHANGE FY 96 - 97
10-20 REGULAR SALARIES & WAGES	873,041	759,188	789,783	637,289	-19.31%
10-30 OTHER SALARIES	1,715	1,674	0	0	
10-40 OVERTIME	13,740	15,739	12,000	12,000	0.00%
25-00 OTHER FRINGE BENEFITS	194,718	196,416	0	0	
25-01 FICA	0	0	60,418	48,884	-19.09%
25-03 RETIREMENT CONTRIBUTIONS	0	0	35,540	35,146	-1.11%
25-04 LIFE/HEALTH INSURANCE	0	0	129,589	113,685	-12.27%
29-00 GENERAL & MERIT INC.	0	0	23,030	19,575	-15.00%
<b>PERSONAL SERVICES</b>	<b>1,083,214</b>	<b>973,017</b>	<b>1,050,360</b>	<b>866,579</b>	<b>-17.50%</b>
30-00 OPERATING EXPENDITURES	18,461	21,038	21,816	22,000	0.84%
30-05 COUNTY LAND FILL	434	125	5,000	5,000	0.00%
30-10 AUTO MILEAGE	1,370	1,256	1,320	0	-100.00%
31-04 OTHER CONTRACTUAL SVCS	170,635	200,990	350,509	654,785	86.81%
40-00 TRAVEL AND PER DIEM	0	12	0	0	
40-01 TRAVEL	1,704	1,280	1,830	1,800	-1.64%
40-02 SCHOOL AND TRAINING	1,025	862	2,510	3,110	23.90%
41-00 COMMUNICATIONS	2,811	4,051	3,689	4,100	11.14%
42-01 VEHICLES & EQUIPMENT	148,406	123,182	130,000	0	-100.00%
42-10 EQUIP. SERVICES - REPAIRS	0	0	0	113,495	
42-11 EQUIP. SERVICES - FUEL	0	0	0	16,505	
43-00 UTILITY SERVICES	86,138	74,910	102,490	0	-100.00%
43-01 ELECTRICITY	0	0	0	8,800	
43-02 WATER, SEWER, GARBAGE	0	54,047	0	96,200	
43-03 OTHER	0	2,061	0	0	
44-00 RENTALS & LEASES	449	2,379	2,077	3,000	44.44%
46-00 REPAIR AND MAINTENANCE	15,562	12,434	15,097	15,100	0.02%
47-06 DUPLICATING	0	162	530	500	-5.66%
51-00 OFFICE SUPPLIES	1,313	944	1,400	1,400	0.00%
52-00 OPERATING SUPPLIES	105,507	202,499	166,817	130,000	-22.07%
54-00 BOOKS, PUBS, SUBS, MEMBS	0	500	0	400	
54-01 MEMBERSHIPS	429	0	592	590	-0.34%
<b>OPERATING EXPENSES</b>	<b>554,244</b>	<b>702,732</b>	<b>805,677</b>	<b>1,076,785</b>	<b>33.65%</b>
60-40 MACHINERY EQUIP	0	2,920	0	0	
<b>NON-OPERATING EXPENSES</b>	<b>0</b>	<b>2,920</b>	<b>0</b>	<b>0</b>	
<b>TOTAL EXPENSES</b>	<b><u>\$1,637,458</u></b>	<b><u>\$1,678,669</u></b>	<b><u>\$1,856,037</u></b>	<b><u>\$1,943,364</u></b>	<b><u>4.71%</u></b>

**FISCAL YEAR 1997  
BUDGET DETAIL  
COMMUNITY SERVICES  
RECREATION**

001-0914-572

ACCOUNT DESCRIPTION		93 - 94 ACTUALS	94 - 95 ACTUALS	FY 96 ORIGINAL BUDGET	FY 96 - 97 APPROVED	PERCENT CHANGE FY 96 - 97
10-20	REGULAR SALARIES & WAGES	396,785	501,114	453,015	295,070	-34.87%
10-30	OTHER SALARIES	102,704	25,128	109,513	141,585	29.29%
10-40	OVERTIME	19,541	17,245	13,408	10,448	-22.08%
25-00	OTHER FRINGE BENEFITS	96,659	110,836	0	0	
25-01	FICA	0	0	40,708	22,574	-44.55%
25-03	RETIREMENT CONTRIBUTIONS	0	0	19,911	14,755	-25.90%
25-04	LIFE/HEALTH INSURANCE	0	0	70,106	43,048	-38.60%
29-00	GENERAL & MERIT INC.	0	0	13,411	9,721	-27.51%
<b>PERSONAL SERVICES</b>		<b>615,689</b>	<b>654,323</b>	<b>720,072</b>	<b>537,201</b>	<b>-25.40%</b>
30-00	OPERATING EXPENDITURES	9,075	11,022	10,000	14,100	41.00%
30-10	AUTO MILEAGE	2,321	2,440	2,250	1,305	-42.00%
31-04	OTHER CONTRACTUAL SVCS	7,453	4,365	7,500	4,200	-44.00%
40-01	TRAVEL	2,438	1,914	2,000	2,000	0.00%
40-02	SCHOOL AND TRAINING	747	1,046	1,000	1,550	55.00%
41-00	COMMUNICATIONS	4,769	3,978	5,000	6,380	27.60%
42-01	VEHICLES & EQUIPMENT	11,815	8,491	6,500	0	-100.00%
42-10	EQUIP. SERVICES - REPAIRS	0	0	0	0	
42-11	EQUIP. SERVICES - FUEL	0	0	0	0	
43-00	UTILITY SERVICES	88,661	83,571	98,000	0	-100.00%
43-01	ELECTRICITY	0	0	0	73,297	
43-02	WATER, SEWER, GARBAGE	0	29,315	0	31,123	
44-00	RENTALS & LEASES	161	0	0	735	
46-00	REPAIR AND MAINTENANCE	45,722	37,435	45,000	12,294	-72.68%
46-05	STORM REPAIR	2,880	0	0	0	
47-00	PRINTING AND BINDING	11,803	14,184	16,000	17,000	6.25%
47-06	DUPLICATING	1,283	538	2,500	3,500	40.00%
49-00	OTHER CURRENT CHARGES	100	0	0	9,952	
51-00	OFFICE SUPPLIES	2,275	2,536	2,500	2,700	8.00%
52-00	OPERATING SUPPLIES	24,029	27,811	25,000	22,560	-9.76%
52-01	RECREATIONAL PGM. EXPENSE	115,556	95,057	115,000	114,650	-0.30%
52-10	JANITORIAL SUPPLIES	0	1,647	0	8,444	
54-00	BOOKS, PUBS, SUBS, MEMBS	0	815	0	300	
54-01	MEMBERSHIPS	928	0	750	1,200	60.00%
<b>OPERATING EXPENSES</b>		<b>332,016</b>	<b>326,165</b>	<b>339,000</b>	<b>327,290</b>	<b>-3.45%</b>



**FISCAL YEAR 1997  
BUDGET DETAIL  
COMMUNITY SERVICES  
RECREATION**

CONTINUED

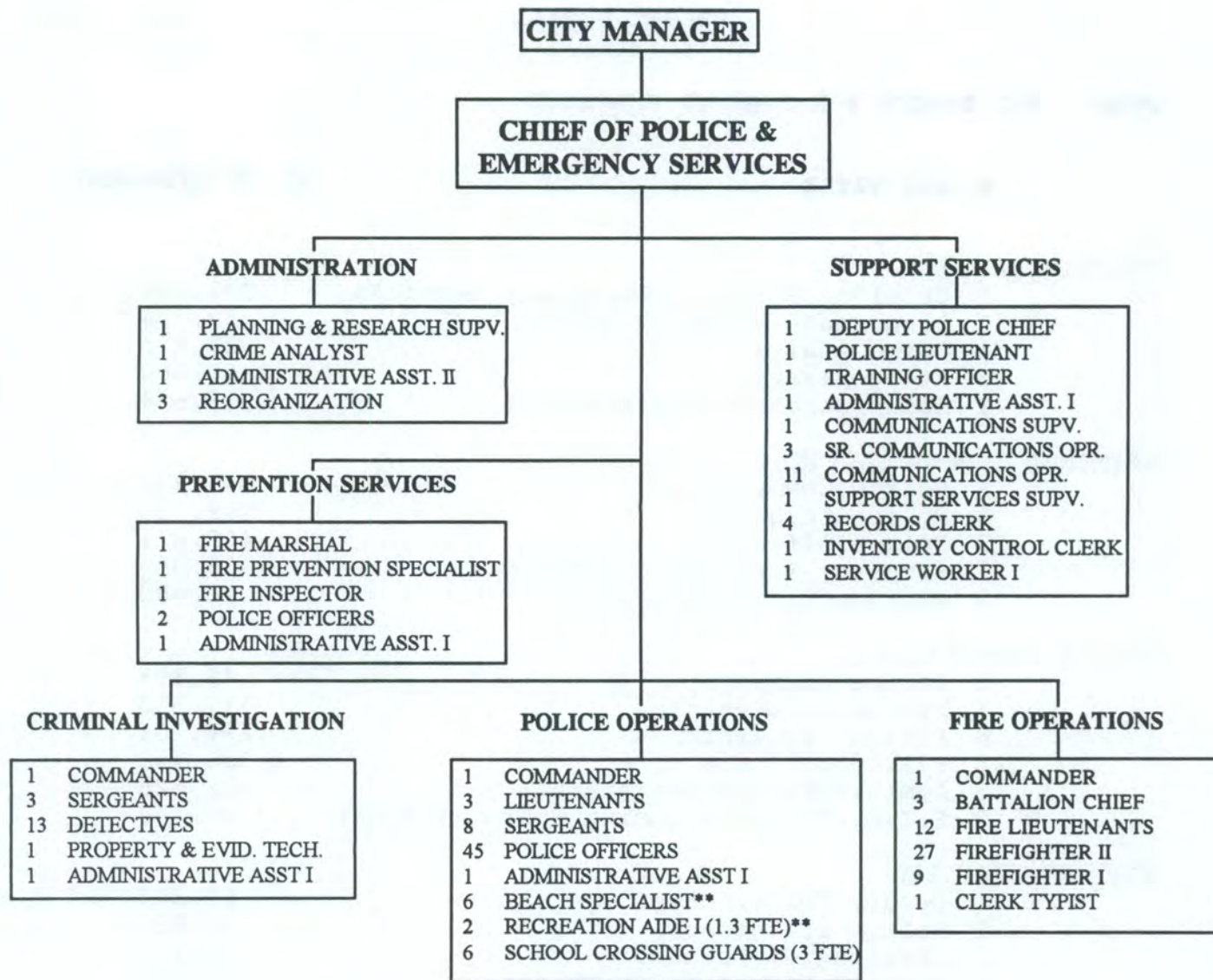
001-0914-572

ACCOUNT DESCRIPTION	93 - 94 ACTUALS	94 - 95 ACTUALS	FY 96 ORIGINAL BUDGET	FY 96 - 97 APPROVED	PERCENT CHANGE FY 96 - 97
60-30 IMPROVEMENTS O/T BUILDING	940	0	0	0	
<b>NON-OPERATING EXPENSES</b>	<b>940</b>	<b>0</b>	<b>0</b>	<b>0</b>	
<b>TOTAL EXPENSES</b>	<b><u>\$948,645</u></b>	<b><u>\$980,488</u></b>	<b><u>\$1,059,072</u></b>	<b><u>\$864,491</u></b>	<b><u>-18.37%</u></b>

Police  
&  
Emergency  
Services



# POLICE & EMERGENCY SERVICES



**AUTHORIZED PERSONNEL:**

	1996 BASE BUDGET	1996 REVISED BUDGET	1997 DEPT REQUEST	1997 APPROVED BUDGET
ADMINISTRATION	7	7	7	7
SUPPORT SERVICES	27	26	26	26
PREVENTION SERVICES	5	6	6	6
CRIMINAL INVEST.	20	19	19	19
POLICE OPERATIONS	69.3	69.3	68.3	68.3
FIRE OPERATIONS	52	53	53	53

\*\* Naples Beach Special Revenue Fund

FISCAL YEAR 1997

BUDGET DETAIL

FUND: 001 POLICE & EMERGENCY SERVICES

#	JOB TITLE	FY 97 APPROVED
ADMINISTRATION		
1	Chief of Police & Emergency Services	\$72,198
1	Planning & Research Supervisor	39,354
1	Crime Analyst	27,975
3	Reorganization	90,000
1	Administrative Assistant II	26,664
CRIMINAL INVESTIGATIONS		
1	Police Commander	47,370
3	Police Sergeant	109,724
13	Police Officers	409,611
1	Property & Evidence Technician	28,050
1	Administrative Assistant I	22,880
POLICE OPERATIONS		
1	Police Commander	49,898
3	Police Lieutenants	117,872
8	Police Sergeants	296,106
45	Police Officers	1,338,460
1	Administrative Assistant I	22,528
3	F.T.E. School Crossing Guard (6 Total)	46,449
SUPPORT SERVICES		
1	Deputy Police Chief	58,344
1	Police Lieutenant	40,555
1	Training Coordinator	38,603
1	Support Services Supervisor	34,330
1	Communication Supervisor	28,619
14	Communication Operator	296,839
1	Inventory Control Clerk	23,348
4	Records Clerk	85,066
1	Administrative Assistant I	22,797
1	Service Worker I	19,976

1997	1996	1995	1994
BUDGET	REQUEST	BUDGET	BUDGET
7	7	7	7
26	26	26	26
8	8	8	8
19	19	19	19
23	23	23	23



FISCAL YEAR 1997

BUDGET DETAIL

FUND: 001 POLICE & EMERGENCY SERVICES

#	JOB TITLE	FY 97 APPROVED
FIRE OPERATIONS		
1	Commander of Operations	\$50,610
3	Battalion Chiefs	122,496
12	Fire Lieutenants	387,951
15	Firefighter Driver Engineer	411,005
9	Firefighters	204,085
6	Firefighter/EMT	155,408
6	Firefighter Rescue Drivers	140,564
1	Clerk Typist	15,489
PREVENTION SERVICES		
1	Fire Marshall	37,027
1	Fire Inspector	28,511
1	Fire Prevention Specialist	30,000
2	Police Officers	63,931
1	Administrative Assistant I	21,402
172	Total Authorized Positions	5,062,095
	Regular Salaries	5,062,095
	Other Salaries & Wages	9,679
	State Incentive Pay	98,968
	Overtime	168,686
	Special Duty Pay	100,000
	Holiday Pay	109,627
	Early Retirement Incentive Plan	135,308
	Employer Payroll Expenses	997,506
	General & Merit Increase	<u>306,999</u>
		\$6,988,868

**FISCAL YEAR 1997  
BUDGET DETAIL  
POLICE & EMERGENCY SERVICES  
DEPARTMENT SUMMARY**

ACCOUNT DESCRIPTION	93 - 94 ACTUALS	94 - 95 ACTUALS	FY 96 ORIGINAL BUDGET	FY 96 - 97 APPROVED	PERCENT CHANGE FY 96 - 97
10-20 REGULAR SALARIES & WAGES	4,723,099	4,697,523	4,965,991	5,062,095	1.94%
10-30 OTHER SALARIES	113,475	14,282	9,679	9,679	0.00%
10-32 STATE INCENTIVE PAY	300	94,642	94,230	98,968	5.03%
10-40 OVERTIME	306,630	199,510	146,686	168,686	15.00%
10-41 SPECIAL DUTY PAY	92,948	69,077	100,000	100,000	0.00%
10-42 HOLIDAY PAY	0	98,960	109,627	109,627	0.00%
25-00 OTHER FRINGE BENEFITS	847,750	939,856	0	0	
25-01 FICA	0	0	379,540	394,186	3.86%
25-03 RETIREMENT CONTRIBUTIONS	0	0	167,069	179,218	7.27%
25-04 LIFE/HEALTH INSURANCE	0	0	560,126	559,410	-0.13%
29-00 GENERAL & MERIT INC.	0	0	184,208	306,999	66.66%
<b>PERSONAL SERVICES</b>	<b>6,084,202</b>	<b>6,113,850</b>	<b>6,717,156</b>	<b>6,988,868</b>	<b>4.05%</b>
30-00 OPERATING EXPENDITURES	3,160	3,536	9,310	8,190	-12.03%
31-00 PROFESSIONAL SERVICES	1,604	2,990	1,750	1,750	0.00%
31-01 PROFESSIONAL SERVICES	9,878	3,183	4,532	6,112	34.86%
31-04 OTHER CONTRACTUAL SVCS	470	40	5,200	19,200	269.23%
40-00 TRAVEL AND PER DIEM	0	586	0	0	
40-01 TRAVEL	7,406	4,150	16,386	16,386	0.00%
40-02 SCHOOL AND TRAINING	31,315	28,863	44,640	44,640	0.00%
41-00 COMMUNICATIONS	29,026	27,094	47,900	47,900	0.00%
42-00 TRANSPORTATION	0	(78)	0	0	
42-01 VEHICLES & EQUIPMENT	286,379	335,117	260,000	0	-100.00%
42-10 EQUIP. SERVICES - REPAIRS	0	0	0	212,068	
42-11 EQUIP. SERVICES - FUEL	0	0	0	67,932	
43-00 UTILITY SERVICES	46,723	47,709	50,300	0	-100.00%
43-01 ELECTRICITY	0	677	0	37,800	
43-02 WATER, SEWER, GARBAGE	0	0	0	12,500	
43-03 OTHER	0	16	0	0	
44-00 RENTALS & LEASES	8,465	7,575	17,825	23,921	34.20%
46-00 REPAIR AND MAINTENANCE	87,053	77,033	107,410	102,707	-4.38%
46-05 STORM REPAIR	0	0	700	700	0.00%
46-14 HYDRANT MAINTENANCE	1,499	983	750	1,000	33.33%
47-00 PRINTING AND BINDING	7,581	8,004	12,528	12,528	0.00%
47-06 DUPLICATING	0	159	249	0	-100.00%
49-00 OTHER CURRENT CHARGES	5,049	4,982	4,800	7,800	62.50%
51-00 OFFICE SUPPLIES	9,938	11,737	16,635	14,535	-12.62%
52-00 OPERATING SUPPLIES	108,113	95,315	113,458	112,480	-0.86%
54-00 BOOKS, PUBS, SUBS, MEMBS	0	4,794	0	0	
54-01 MEMBERSHIPS	4,492	0	5,448	5,418	-0.55%
<b>OPERATING EXPENSES</b>	<b>648,151</b>	<b>664,465</b>	<b>719,821</b>	<b>755,567</b>	<b>4.97%</b>



**FISCAL YEAR 1997  
BUDGET DETAIL  
POLICE & EMERGENCY SERVICES  
DEPARTMENT SUMMARY**

CONTINUED

ACCOUNT DESCRIPTION	93 - 94 ACTUALS	94 - 95 ACTUALS	FY 96 ORIGINAL BUDGET	FY 96 - 97 APPROVED	PERCENT CHANGE FY 96 - 97
60-30 IMPROVEMENTS O/T BUILDING	1,392	0	0	0	
60-40 MACHINERY EQUIP	<u>4,366</u>	<u>8,000</u>	<u>21,960</u>	<u>14,550</u>	-33.74%
<b>NON-OPERATING EXPENSES</b>	<u>5,758</u>	<u>8,000</u>	<u>21,960</u>	<u>14,550</u>	<u>-33.74%</u>
<b>TOTAL EXPENSES</b>	<u><u>\$6,738,111</u></u>	<u><u>\$6,786,315</u></u>	<u><u>\$7,458,937</u></u>	<u><u>\$7,758,985</u></u>	<u>4.02%</u>

**FISCAL YEAR 1997  
BUDGET DETAIL  
POLICE & EMERGENCY SERVICES  
ADMINISTRATION**

001-1101-521 ACCOUNT DESCRIPTION	93 - 94 ACTUALS	94 - 95 ACTUALS	FY 96 ORIGINAL BUDGET	FY 96 - 97 APPROVED	PERCENT CHANGE FY 96 - 97
10-20 REGULAR SALARIES & WAGES	238,724	241,689	249,581	256,191	2.65%
10-30 OTHER SALARIES	4,338	297	1,503	1,503	0.00%
10-32 STATE INCENTIVE PAY	0	3,650	4,452	2,452	-44.92%
10-40 OVERTIME	289	1,569	0	2,000	
10-42 HOLIDAY PAY	0	785	0	0	
25-00 OTHER FRINGE BENEFITS	40,413	80,225	0	0	
25-01 FICA	0	0	18,734	19,784	5.60%
25-03 RETIREMENT CONTRIBUTIONS	0	0	4,167	9,083	117.97%
25-04 LIFE/HEALTH INSURANCE	0	0	28,994	28,690	-1.05%
29-00 GENERAL & MERIT INC.	0	0	8,774	8,882	1.23%
<b>PERSONAL SERVICES</b>	<b>283,764</b>	<b>328,215</b>	<b>316,205</b>	<b>328,585</b>	<b>3.92%</b>
46-00 REPAIR AND MAINTENANCE	33,563	27,728	30,246	33,143	9.58%
47-00 PRINTING AND BINDING	3,856	3,627	5,238	5,238	0.00%
49-00 OTHER CURRENT CHARGES	1,369	1,083	1,000	1,000	0.00%
51-00 OFFICE SUPPLIES	2,303	3,108	3,435	3,435	0.00%
52-00 OPERATING SUPPLIES	2,683	831	500	500	0.00%
54-00 BOOKS, PUBS, SUBS, MEMBS	0	768	0	0	
54-01 MEMBERSHIPS	932	0	1,018	1,018	0.00%
<b>OPERATING EXPENSES</b>	<b>44,706</b>	<b>37,145</b>	<b>41,437</b>	<b>44,334</b>	<b>6.99%</b>
<b>TOTAL EXPENSES</b>	<b>\$328,470</b>	<b>\$365,360</b>	<b>\$357,642</b>	<b>\$372,919</b>	<b>4.27%</b>



**FISCAL YEAR 1997  
BUDGET DETAIL  
POLICE & EMERGENCY SERVICES  
CRIMINAL INVESTIGATIONS**

001-1119-521				FY 96		PERCENT
ACCOUNT DESCRIPTION	93 - 94	94 - 95	ORIGINAL	FY 96 - 97	CHANGE	
	ACTUALS	ACTUALS	BUDGET	APPROVED	FY 96 - 97	
10-20 REGULAR SALARIES & WAGES	654,372	619,172	638,674	617,635	-3.29%	
10-30 OTHER SALARIES	25,500	0	1,000	1,000	0.00%	
10-32 STATE INCENTIVE PAY	0	22,030	23,914	23,914	0.00%	
10-40 OVERTIME	60,914	45,221	40,000	40,000	0.00%	
10-42 HOLIDAY PAY	0	9,621	1,045	1,045	0.00%	
25-00 OTHER FRINGE BENEFITS	116,452	117,339	0	0		
25-01 FICA	0	0	48,859	49,078	0.45%	
25-03 RETIREMENT CONTRIBUTIONS	0	0	3,151	2,572	-18.38%	
25-04 LIFE/HEALTH INSURANCE	0	0	69,664	68,404	-1.81%	
29-00 GENERAL & MERIT INC.	0	0	22,275	46,239	107.58%	
<b>PERSONAL SERVICES</b>	<b>857,238</b>	<b>813,383</b>	<b>848,582</b>	<b>849,887</b>	<b>0.15%</b>	
31-00 PROFESSIONAL SERVICES	1,604	2,014	1,250	1,250	0.00%	
31-04 OTHER CONTRACTUAL SVCS	470	40	200	200	0.00%	
40-00 TRAVEL AND PER DIEM	0	531	0	0		
40-01 TRAVEL	158	273	520	520	0.00%	
41-00 COMMUNICATIONS	178	0	0	0		
44-00 RENTALS & LEASES	264	827	400	400	0.00%	
47-00 PRINTING AND BINDING	0	288	0	0		
49-00 OTHER CURRENT CHARGES	3,000	2,737	3,000	6,000	100.00%	
51-00 OFFICE SUPPLIES	53	11	0	0		
52-00 OPERATING SUPPLIES	18,130	15,673	18,010	18,040	0.17%	
54-00 BOOKS, PUBS, SUBS, MEMBS	0	613	0	0		
54-01 MEMBERSHIPS	885	0	775	745	-3.87%	
<b>OPERATING EXPENSES</b>	<b>24,742</b>	<b>23,007</b>	<b>24,155</b>	<b>27,155</b>	<b>12.42%</b>	
60-40 MACHINERY EQUIP	0	0	1,100	0	-100.00%	
<b>NON-OPERATING EXPENSES</b>	<b>0</b>	<b>0</b>	<b>1,100</b>	<b>0</b>	<b>-100.00%</b>	
<b>TOTAL EXPENSES</b>	<b>\$881,980</b>	<b>\$836,390</b>	<b>\$873,837</b>	<b>\$877,042</b>	<b>0.37%</b>	

**FISCAL YEAR 1997  
BUDGET DETAIL  
POLICE & EMERGENCY SERVICES  
POLICE OPERATIONS**

001-1120-521 ACCOUNT DESCRIPTION	93 - 94 ACTUALS	94 - 95 ACTUALS	FY 96 ORIGINAL BUDGET	FY 96 - 97 APPROVED	PERCENT CHANGE FY 96 - 97
10-20 REGULAR SALARIES & WAGES	1,715,830	1,790,252	1,840,754	1,871,313	1.66%
10-30 OTHER SALARIES	77,127	13,705	5,676	5,676	0.00%
10-32 STATE INCENTIVE PAY	0	61,362	58,957	58,957	0.00%
10-40 OVERTIME	118,776	53,413	51,975	51,975	0.00%
10-41 SPECIAL DUTY PAY	92,948	69,077	100,000	100,000	0.00%
10-42 HOLIDAY PAY	0	49,117	48,306	48,306	0.00%
25-00 OTHER FRINGE BENEFITS	300,570	322,477	0	0	
25-01 FICA	0	0	140,818	147,103	4.46%
25-03 RETIREMENT CONTRIBUTIONS	0	0	79,155	79,911	0.96%
25-04 LIFE/HEALTH INSURANCE	0	0	179,446	187,653	4.57%
29-00 GENERAL & MERIT INC.	0	0	58,163	135,433	132.85%
<b>PERSONAL SERVICES</b>	<b>2,305,251</b>	<b>2,359,403</b>	<b>2,563,250</b>	<b>2,686,327</b>	<b>4.80%</b>
30-00 OPERATING EXPENDITURES	24	241	575	575	0.00%
31-00 PROFESSIONAL SERVICES	0	976	0	0	
31-01 PROFESSIONAL SERVICES	1,524	455	2,012	2,012	0.00%
40-00 TRAVEL AND PER DIEM	0	26	0	0	
40-01 TRAVEL	200	105	150	150	0.00%
44-00 RENTALS & LEASES	6,750	5,413	10,125	10,125	0.00%
46-00 REPAIR AND MAINTENANCE	0	0	240	240	0.00%
47-00 PRINTING AND BINDING	1,878	1,141	2,250	2,250	0.00%
51-00 OFFICE SUPPLIES	0	4	0	0	
52-00 OPERATING SUPPLIES	9,308	4,354	5,165	5,165	0.00%
54-00 BOOKS, PUBS, SUBS, MEMBS	0	607	0	0	
54-01 MEMBERSHIPS	600	0	875	875	0.00%
<b>OPERATING EXPENSES</b>	<b>20,284</b>	<b>13,322</b>	<b>21,392</b>	<b>21,392</b>	<b>0.00%</b>
60-40 MACHINERY EQUIP	0	0	7,600	7,600	0.00%
<b>NON-OPERATING EXPENSES</b>	<b>0</b>	<b>0</b>	<b>7,600</b>	<b>7,600</b>	<b>0.00%</b>
<b>TOTAL EXPENSES</b>	<b><u>\$2,325,535</u></b>	<b><u>\$2,372,725</u></b>	<b><u>\$2,592,242</u></b>	<b><u>\$2,715,319</u></b>	<b><u>4.75%</u></b>



**FISCAL YEAR 1997  
BUDGET DETAIL  
POLICE & EMERGENCY SERVICES  
SUPPORT SERVICES**

001-1121-521 ACCOUNT DESCRIPTION	93 - 94 ACTUALS	94 - 95 ACTUALS	FY 96 ORIGINAL BUDGET	FY 96 - 97 APPROVED	PERCENT CHANGE FY 96 - 97
10-20 REGULAR SALARIES & WAGES	596,577	539,438	659,073	648,477	-1.61%
10-30 OTHER SALARIES	4,010	(120)	1,500	1,500	0.00%
10-32 STATE INCENTIVE PAY	0	2,850	3,307	3,742	13.15%
10-40 OVERTIME	61,185	26,598	20,211	20,211	0.00%
10-42 HOLIDAY PAY	0	2,813	9,789	9,789	0.00%
25-00 OTHER FRINGE BENEFITS	117,931	120,365	0	0	
25-01 FICA	0	0	50,419	49,894	-1.04%
25-03 RETIREMENT CONTRIBUTIONS	0	0	23,461	25,648	9.32%
25-04 LIFE/HEALTH INSURANCE	0	0	90,890	81,828	-9.97%
29-00 GENERAL & MERIT INC.	0	0	22,617	24,822	9.75%
<b>PERSONAL SERVICES</b>	<b>779,703</b>	<b>691,944</b>	<b>881,267</b>	<b>865,911</b>	<b>-1.74%</b>
30-00 OPERATING EXPENDITURES	101	181	3,080	1,680	-45.45%
31-00 PROFESSIONAL SERVICES	0	0	500	500	0.00%
31-04 OTHER CONTRACTUAL SVCS	0	0	5,000	5,000	0.00%
40-00 TRAVEL AND PER DIEM	0	29	0	0	
40-01 TRAVEL	7,048	3,772	13,106	15,716	19.91%
40-02 SCHOOL AND TRAINING	31,135	28,753	41,190	44,640	8.38%
41-00 COMMUNICATIONS	28,848	27,094	47,900	47,900	0.00%
42-01 VEHICLES & EQUIPMENT	180,648	233,191	175,000	0	-100.00%
42-10 EQUIP. SERVICES - REPAIRS	0	0	0	123,481	
42-11 EQUIP. SERVICES - FUEL	0	0	0	56,519	
43-00 UTILITY SERVICES	32,099	33,932	35,000	0	-100.00%
43-01 ELECTRICITY	0	0	0	29,500	
43-02 WATER, SEWER, GARBAGE	0	0	0	5,500	
43-03 OTHER	0	16	0	0	
44-00 RENTALS & LEASES	1,451	1,335	7,300	13,396	83.51%
46-00 REPAIR AND MAINTENANCE	34,842	39,977	58,524	52,224	-10.76%
46-05 STORM REPAIR	0	0	700	700	0.00%
47-00 PRINTING AND BINDING	1,719	2,862	2,985	2,985	0.00%
47-06 DUPLICATING	0	159	249	0	-100.00%
49-00 OTHER CURRENT CHARGES	495	662	500	500	0.00%
51-00 OFFICE SUPPLIES	6,364	8,123	12,700	10,600	-16.54%
52-00 OPERATING SUPPLIES	38,499	35,900	45,470	45,470	0.00%
54-00 BOOKS, PUBS, SUBS, MEMBS	0	849	0	0	
54-01 MEMBERSHIPS	1,122	0	1,680	1,680	0.00%
<b>OPERATING EXPENSES</b>	<b>364,371</b>	<b>416,835</b>	<b>450,884</b>	<b>457,991</b>	<b>1.58%</b>

**FISCAL YEAR 1997  
BUDGET DETAIL  
POLICE & EMERGENCY SERVICES  
SUPPORT SERVICES**

CONTINUED

001-1121-521 ACCOUNT DESCRIPTION	93 - 94 ACTUALS	94 - 95 ACTUALS	FY 96 ORIGINAL BUDGET	FY 96 - 97 APPROVED	PERCENT CHANGE FY 96 - 97
60-30 IMPROVEMENTS O/T BUILDING	1,392	0	0	0	
60-40 MACHINERY EQUIP	3,196	0	4,444	0	-100.00%
<b>NON-OPERATING EXPENSES</b>	<b>4,588</b>	<b>0</b>	<b>4,444</b>	<b>0</b>	<b>-100.00%</b>
<b>TOTAL EXPENSES</b>	<b>\$1,148,662</b>	<b>\$1,108,779</b>	<b>\$1,336,595</b>	<b>\$1,323,902</b>	<b>-0.95%</b>



**FISCAL YEAR 1997  
BUDGET DETAIL  
POLICE & EMERGENCY SERVICES  
FIRE OPERATIONS**

001-0810-522 ACCOUNT DESCRIPTION	93 - 94 ACTUALS	94 - 95 ACTUALS	FY 96 ORIGINAL BUDGET	FY 96 - 97 APPROVED	PERCENT CHANGE FY 96 - 97
10-20 REGULAR SALARIES & WAGES	1,387,072	1,424,913	1,425,330	1,487,608	4.37%
10-30 OTHER SALARIES	1,950	300	0	0	
10-32 STATE INCENTIVE PAY	250	4,150	3,600	6,040	67.78%
10-40 OVERTIME	60,392	70,299	30,000	50,000	66.67%
10-42 HOLIDAY PAY	0	36,624	50,487	50,487	0.00%
25-00 OTHER FRINGE BENEFITS	249,311	283,054	0	0	
25-01 FICA	0	0	109,038	114,265	4.79%
25-03 RETIREMENT CONTRIBUTIONS	0	0	57,135	59,259	3.72%
25-04 LIFE/HEALTH INSURANCE	0	0	175,263	174,027	-0.71%
29-00 GENERAL & MERIT INC.	0	0	66,457	80,712	21.45%
<b>PERSONAL SERVICES</b>	<b>1,698,975</b>	<b>1,819,340</b>	<b>1,917,310</b>	<b>2,022,398</b>	<b>5.48%</b>
30-00 OPERATING EXPENDITURES	2,559	3,114	5,655	5,935	4.95%
31-01 PROFESSIONAL SERVICES	8,354	2,728	2,520	4,100	62.70%
31-04 OTHER CONTRACTUAL SERVICE	0	0	0	14,000	
40-02 SCHOOL AND TRAINING	180	0	0	0	
42-00 TRANSPORTATION	0	(78)	0	0	
42-01 VEHICLES & EQUIPMENT	105,731	101,926	85,000	0	-100.00%
42-10 EQUIP. SERVICES - REPAIRS	0	0	0	88,587	
42-11 EQUIP. SERVICES - FUEL	0	0	0	11,413	
43-00 UTILITY SERVICES	14,624	13,777	15,300	0	-100.00%
43-01 ELECTRICITY	0	677	0	8,300	
43-02 WATER, SEWER, GARBAGE	0	0	0	7,000	
46-00 REPAIR AND MAINTENANCE	18,450	9,115	16,800	15,500	-7.74%
46-14 HYDRANT MAINTENANCE	1,499	983	750	1,000	33.33%
49-00 OTHER CURRENT CHARGES	185	500	300	300	0.00%
51-00 OFFICE SUPPLIES	1,218	491	500	500	0.00%
52-00 OPERATING SUPPLIES	36,142	36,250	36,785	34,375	-6.55%
<b>OPERATING EXPENSES</b>	<b>188,942</b>	<b>169,483</b>	<b>163,610</b>	<b>191,010</b>	<b>16.75%</b>
60-40 MACHINERY EQUIP	1,170	5,796	5,350	6,950	29.91%
<b>NON-OPERATING EXPENSES</b>	<b>1,170</b>	<b>5,796</b>	<b>5,350</b>	<b>6,950</b>	<b>29.91%</b>
<b>TOTAL EXPENSES</b>	<b><u>\$1,889,087</u></b>	<b><u>\$1,994,619</u></b>	<b><u>\$2,086,270</u></b>	<b><u>\$2,220,358</u></b>	<b><u>6.43%</u></b>

**FISCAL YEAR 1997  
BUDGET DETAIL  
POLICE & EMERGENCY SERVICES  
PREVENTION SERVICES**

001-0811-522	ACCOUNT DESCRIPTION	93 - 94 ACTUALS	94 - 95 ACTUALS	FY 96 ORIGINAL BUDGET	FY 96 - 97 APPROVED	PERCENT CHANGE FY 96 - 97
10-20	REGULAR SALARIES & WAGES	130,524	82,059	152,579	180,871	18.54%
10-30	OTHER SALARIES	550	100	0	0	
10-32	STATE INCENTIVE PAY	50	600	0	3,863	
10-40	OVERTIME	5,074	2,410	4,500	4,500	0.00%
25-00	OTHER FRINGE BENEFITS	23,073	16,396	0	0	
25-01	FICA	0	0	11,672	14,062	20.48%
25-03	RETIREMENT CONTRIBUTIONS	0	0	0	2,745	
25-04	LIFE/HEALTH INSURANCE	0	0	15,869	18,808	18.52%
29-00	GENERAL & MERIT INC.	0	0	5,922	10,911	84.25%
	<b>PERSONAL SERVICES</b>	<b>159,271</b>	<b>101,565</b>	<b>190,542</b>	<b>235,760</b>	<b>23.73%</b>
30-00	OPERATING EXPENDITURES	476	0	0	0	
40-01	TRAVEL	0	0	2,610	0	-100.00%
40-02	SCHOOL AND TRAINING	0	110	3,450	0	-100.00%
46-00	REPAIR AND MAINTENANCE	198	213	1,600	1,600	0.00%
47-00	PRINTING AND BINDING	128	86	2,055	2,055	0.00%
52-00	OPERATING SUPPLIES	3,351	2,307	7,528	8,930	18.62%
54-00	BOOKS, PUBS, SUBS, MEMBS	0	1,957	0	0	
54-01	MEMBERSHIPS	953	0	1,100	1,100	0.00%
	<b>OPERATING EXPENSES</b>	<b>5,106</b>	<b>4,673</b>	<b>18,343</b>	<b>13,685</b>	<b>-25.39%</b>
60-40	MACHINERY EQUIP	0	2,204	3,466	0	-100.00%
	<b>NON-OPERATING EXPENSES</b>	<b>0</b>	<b>2,204</b>	<b>3,466</b>	<b>0</b>	<b>-100.00%</b>
	<b>TOTAL EXPENSES</b>	<b>\$164,377</b>	<b>\$108,442</b>	<b>\$212,351</b>	<b>\$249,445</b>	<b>17.47%</b>



# Enterprise Funds

Water

&

Sewer



*WATER*

*&*

*SEWER*

*FUND*

FISCAL YEAR 1997

WATER/SEWER FUND

STATEMENT OF CASH FLOW

BEGINNING BALANCE - UNRESTRICTED RESERVES (1) \$3,399,800

ADD: BUDGETED REVENUES:

OPERATING:

Water Sales	\$7,485,700
Sewer Charges	7,501,300
Other Operating	<u>280,000</u>

\$15,267,000

NON-OPERATING:

Interest Income	\$800,000
System Development Charges	600,000
Transfer - Utility Tax	258,563
Transfer - Stormwater	25,000
State Revolving Loan Fund	13,200,000
Payments on Assessments	<u>500,000</u>

\$15,383,563

\$30,650,563

TOTAL AVAILABLE RESOURCES:

\$33,050,363

LESS: BUDGETED EXPENDITURES:

Administration	\$473,134
Water Production	2,696,967
Water Distribution	896,792
Wastewater Treatment	1,292,147
Wastewater Collection	624,510
Utilities Maintenance	1,130,700
Debt Principal (Parity Debt)	1,720,000
Debt Interest (Parity Debt)	1,808,248
Transfer - General Fund Admin.	1,313,100
Transfer - Pmt in Lieu of Taxes	1,098,500
Transfer - Engineering	262,500
Transfer - Self Insurance	375,600
Capital Projects:	
Plant Construction	13,200,000
C.I.P. Program	2,152,800
Repair and Replacement	2,917,648
Contingency	100,000
Operating contingency	100,000
Depreciation	<u>N/A</u>

\$32,162,646

BUDGETED CASH FLOW

(\$1,512,083)

ENDING BALANCE - UNRESTRICTED RESERVES

\$1,887,717

(1) Audited Balance 9/30/95 less cash reserves budgeted fiscal year 1996.



FISCAL YEAR 1997

WATER/SEWER FUND

STATEMENT OF REVENUES, EXPENDITURES AND NET INCOME

ADD: BUDGETED REVENUES:

OPERATING:

Water Sales	\$7,485,700	
Sewer Charges	7,501,300	
Other Operating	<u>280,000</u>	
		\$15,267,000

NON-OPERATING:

Interest Income		<u>\$800,000</u>
		\$16,067,000

LESS: BUDGETED EXPENDITURES:

Administration	\$473,134	
Water Production	2,696,967	
Water Distribution	896,792	
Wastewater Treatment	1,292,147	
Wastewater Collection	624,510	
Utilities Maintenance	1,130,700	
Debt Principal (Parity Debt)	N/A	
Debt Interest (Parity Debt)	1,808,248	
Transfer - General Fund Admin.	1,313,100	
Transfer - Engineering	262,500	
Transfer - Pmt in Lieu of Taxes	1,098,500	
Transfer - Self Insurance	375,600	
Capital Projects	N/A	
Operating Contingency	100,000	
Depreciation	<u>3,000,000</u>	
		\$15,072,198

BUDGETED NET INCOME

\$994,802

NOTE: Budget schedule prepared on the full accrual accounting basis, consistent with preparation of annual audit report.

**FISCAL YEAR 1997  
WATER & SEWER FUND  
DEBT SERVICE COVERAGE CALCULATION  
(\$000'S OMITTED)**

**OPERATING REVENUES** **\$15,267**

**OPERATING EXPENSES:**

WATER SYSTEM:	
WATER PRODUCTION	\$2,697
WATER DISTRIBUTION	897
SEWER SYSTEM:	
WASTEWATER TREATMENT	1,292
WASTEWATER COLLECTION	625
UTILITIES MAINTENANCE	1,131
ADMINISTRATION	473
SELF-INSURANCE	376
ENGINEERING	263

7,754

**OPERATING INCOME** **\$7,513**

OTHER INCOME:

INTEREST INCOME	800
SYSTEM DEVELOPMENT (1)	N/A
	<u>800</u>

NET REVENUES AVAILABLE FOR DEBT SERVICE, RENEWAL & REPLACEMENT, INTERFUND TRANSFER & CAPITAL REQUIREMENTS \$8,013

DEBT SERVICE REQUIREMENTS 3,984

**DEBT SERVICE COVERAGE (1)** **2.01**

INTERFUND TRANSFER (2) 2,412

- (1) City of Naples Bond Covenants require debt service coverage of 1.35, exclusive of system development revenues.
- (2) Administrative overhead allocation payment to the General Fund, plus payment-in-lieu-of-taxes (PILOT).



**WATER & SEWER FUND  
REVENUE SUMMARY**

	ACTUAL <u>1992-93</u>	ACTUAL <u>1993-94</u>	ACTUAL <u>1994-95</u>	PROJECTED <u>1995-96</u>	APPROVED <u>1996-97</u>
<b>WATER:</b>					
WATER SALES	\$6,365,245	\$6,381,569	\$6,407,776	\$6,716,350	\$6,951,000
WATER SURCHARGE	538,341	538,903	532,944	561,000	534,700
HYDRANT	6,377	12,065	6,022	9,000	9,000
TAPPING FEES	91,150	93,341	67,043	90,000	90,000
INSTALLATION FEES	12,590	19,035	17,918	15,000	17,000
CONNECTION CHARGES	29,201	14,993	3,510	20,000	20,000
DELINQUENT FEES	55,472	59,248	56,272	55,000	60,000
MISCELLANEOUS	31,769	539,992	138,675	10,000	28,000
TOTAL WATER	\$7,130,145	\$7,659,146	\$7,230,160	\$7,476,350	\$7,709,700
<b>SEWER:</b>					
SERVICE CHARGES	\$6,083,783	\$5,940,892	\$6,772,305	\$7,022,350	\$7,062,800
SEWER SURCHARGE	371,747	351,936	405,727	428,400	438,500
CONNECTION CHARGES	983	0	5,820	5,000	5,000
INSPECTION	1,014	1,020	840	1,000	1,000
RE-USE WATER	24,995	33,743	23,652	35,000	35,000
MISCELLANEOUS	14,366	17,767	38,118	5,000	15,000
TOTAL SEWER	\$6,496,888	\$6,345,358	\$7,246,462	\$7,496,750	\$7,557,300
<b>NON-OPERATING:</b>					
SYSTEM DEVELOPMENT	\$570,466	\$803,740	\$284,845	\$600,000	\$600,000
INTEREST INCOME	502,404	503,689	607,516	800,000	800,000
FUND TRANSFERS	325,301	201,950	169,688	388,725	283,563
BOND PROCEEDS	1,129,217	0	303,338	9,700,000	13,200,000
BEGINNING CASH	0	0	0	0	500,000
NON-OPERATING	<u>\$2,527,388</u>	<u>\$1,509,379</u>	<u>\$1,365,387</u>	<u>\$11,488,725</u>	<u>\$15,383,563</u>
<b>TOTAL WATER &amp; SEWER</b>	<u><u>\$16,154,421</u></u>	<u><u>\$15,513,883</u></u>	<u><u>\$15,842,009</u></u>	<u><u>\$26,461,825</u></u>	<u><u>\$30,650,563</u></u>

FISCAL YEAR 1997

BUDGET DETAIL

FUND: 420 WATER & SEWER FUND

#	JOB TITLE	FY 97 APPROVED
UTILITIES ADMINISTRATION		
1	Utilities Director	\$65,423
1	Utilities Analyst	29,478
1	Administrative Assistant II	22,223
1	Administrative Assistant I	21,697
WATER PRODUCTION		
1	Operations Superintendent	47,020
1	Water Treatment Supervisor	34,703
1	Administrative Assistant I	19,790
10	Water Plant Operator	279,324
1	Equipment Operator III	20,956
1	Maintenance Technician	20,346
1	Service Worker III	17,600
WATER DISTRIBUTION		
1	Utilities Services Superintendent	32,108
1	Distribution Supervisor	38,384
1	Administrative Assistant I	22,348
1	Equipment Operator IV	27,975
4	Crew Leader III	93,795
1	Utilities Locator	21,733
1	Cross Connection Control Tech	25,940
1	Inventory Control Clerk	23,348
10	Service Worker III	203,995
WASTEWATER TREATMENT		
1	Treatment Plant Supervisor	41,662
10	W.W. Plant Operator	274,016
1	Lab Supervisor	29,072
1	Microbiologist	23,934
1	Field & Lab Tech	27,461
1	Chemist	29,120
1	Industrial Waste Tech	30,969
1	Centrifuge & Press Operator	29,351
1	Service Worker III	22,827
1	Utility Maintenance Tradesworker	22,223



FISCAL YEAR 1997

BUDGET DETAIL

FUND: 420 WATER & SEWER FUND

#	JOB TITLE	FY 97 APPROVED
WASTEWATER COLLECTION		
1	Collection Supervisor	\$32,488
1	Utility Coordinator	32,330
1	Equipment Operator IV	22,886
1	Equipment Operator II	19,985
3	Crew Leader III	79,273
1	Tradesworker	22,213
7	Service Worker III	141,354
UTILITIES MAINTENANCE		
1	Utilities Maint. Superintendent	45,276
2	Utility Maintenance Foreman	57,141
4	Utility Maintenance Technician	116,544
4	Utility Maintenance Mechanic	82,010
1	Utility Maintenance Coordinator	22,405
3	Instrument Technician	75,778
1	Service Worker III	17,600
1	Service Worker I	14,093
1	Administrative Assistant I	20,173
93	TOTAL AUTHORIZED POSITIONS	2,400,370
	REGULAR SALARIES	2,400,370
	OTHER SALARIES AND WAGES	8,500
	OVERTIME	122,920
	EMPLOYER PAYROLL EXPENSES	629,627
	GENERAL & MERIT INCREASE	80,265
		<u>80,265</u>
		\$3,241,682

**FISCAL YEAR 1997  
BUDGET DETAIL  
WATER & SEWER FUND  
DEPARTMENT SUMMARY**

FUND 420				FY 96		PERCENT
ACCOUNT DESCRIPTION	93 - 94	94 - 95	ORIGINAL	FY 96 - 97	CHANGE	
	ACTUALS	ACTUALS	BUDGET	APPROVED	FY 96 - 97	
10-20 REGULAR SALARIES & WAGES	2,717,040	2,697,321	2,343,849	2,400,370	2.41%	
10-30 OTHER SALARIES	2,707	8,210	8,500	8,500	0.00%	
10-40 OVERTIME	101,247	127,695	122,920	122,920	0.00%	
25-00 OTHER FRINGE BENEFITS	554,617	597,005	0	0		
25-01 FICA	0	0	180,413	183,629	1.78%	
25-03 RETIREMENT CONTRIBUTIONS	0	0	107,691	126,019	17.02%	
25-04 LIFE/HEALTH INSURANCE	0	0	323,325	319,979	-1.03%	
29-00 GENERAL & MERIT INC.	0	0	69,120	80,265	16.12%	
<b>PERSONAL SERVICES</b>	<b>3,375,611</b>	<b>3,430,231</b>	<b>3,155,818</b>	<b>3,241,682</b>	<b>2.72%</b>	
30-00 OPERATING EXPENDITURES	17,851	5,683	12,000	15,000	25.00%	
30-05 COUNTY LAND FILL	1,437	608	1,500	1,000	-33.33%	
30-07 SMALL TOOLS	9,873	7,014	6,950	5,500	-20.86%	
30-10 AUTO MILEAGE	472	154	0	0		
31-00 PROFESSIONAL SERVICES	33,961	19,500	18,500	20,500	10.81%	
31-01 PROFESSIONAL SERVICES	72,780	5,730	10,000	10,000	0.00%	
31-04 OTHER CONTRACTUAL SERVIC	109,628	273,190	274,900	256,000	-6.88%	
31-07 MEDICAL SERVICES	0	0	400	0	-100.00%	
40-00 TRAVEL AND PER DIEM	3,682	2,959	4,000	4,000	0.00%	
40-01 TRAVEL	3,923	5,735	2,500	2,500	0.00%	
40-02 SCHOOL AND TRAINING	11,456	12,678	14,500	13,500	-6.90%	
40-03 SAFETY	17,200	16,403	15,800	15,500	-1.90%	
40-04 SAFETY PROGRAMS	867	362	2,250	2,200	-2.22%	
41-00 COMMUNICATIONS	20,250	25,641	16,900	21,800	28.99%	
41-01 TELEPHONE	7,432	2,467	5,300	2,450	-53.77%	
41-02 FAX & MODEMS	0	0	0	1,950		
41-03 RADIO & PAGER	2,764	2,329	2,850	4,050	42.11%	
42-00 TRANSPORTATION	5,033	699	0	0		
42-01 VEHICLES & EQUIPMENT	182,899	183,484	156,000	0	-100.00%	
42-02 POSTAGE & FREIGHT	5,113	662	1,550	1,300	-16.13%	
42-10 EQUIP. SERVICES - REPAIRS	0	0	0	124,668		
42-11 EQUIP. SERVICES - FUEL	0	0	0	32,832		
43-00 UTILITY SERVICES	1,011,575	1,001,640	1,100,340	0	-100.00%	
43-01 ELECTRICITY	0	0	0	1,056,000		
43-02 WATER, SEWER, GARBAGE	0	3,033	0	21,440		
43-03 OTHER	0	87	0	0		
44-00 RENTALS & LEASES	2,896	750	2,825	3,350	18.58%	
44-02 EQUIPMENT RENTAL	5,320	5,355	10,750	9,250	-13.95%	
46-00 REPAIR AND MAINTENANCE	51,974	35,833	71,000	58,000	-18.31%	
46-02 BUILDINGS & GROUND MAINT.	13,904	24,554	19,500	33,000	69.23%	
46-03 EQUIP. MAINT. CONTRACTS	810	157	10,800	5,000	-53.70%	
46-04 EQUIP. MAINTENANCE	77,540	118,981	122,000	126,500	3.69%	
46-06 OTHER MAINTENANCE	2,608	2,881	5,500	4,500	-18.18%	
46-12 ROAD REPAIRS	38,365	41,774	42,000	40,000	-4.76%	
47-00 PRINTING AND BINDING	2,430	554	2,650	2,750	3.77%	
47-02 ADVERTISING (NON LEGAL)	425	180	5,000	5,000	0.00%	



**FISCAL YEAR 1997  
BUDGET DETAIL  
WATER & SEWER FUND  
DEPARTMENT SUMMARY**

CONTINUED

FUND 420	ACCOUNT DESCRIPTION	93 - 94 ACTUALS	94 - 95 ACTUALS	FY 96 ORIGINAL BUDGET	FY 96 - 97 APPROVED	PERCENT CHANGE FY 96 - 97
47-05	PHOTO AND VIDEO	270	90	350	350	0.00%
47-06	DUPLICATING	4,344	4,671	3,100	4,100	32.26%
49-00	OTHER CURRENT CHARGES	23,664	11,381	16,000	16,000	0.00%
49-02	INFORMATION SERVICES	80,122	99,130	161,300	199,193	23.49%
49-04	EMPLOYEE DEVELOPMENT	491	0	700	600	-14.29%
49-08	HAZARDOUS WASTE DISPOSA	0	0	4,240	2,250	-46.93%
51-00	OFFICE SUPPLIES	5,398	6,955	3,050	5,450	78.69%
51-01	STATIONARY	338	1,095	2,400	2,000	-16.67%
51-02	OTHER OFFICE SUPPLIES	1,124	271	500	450	-10.00%
51-03	OFFICE EQUIP. < \$250	1,213	1,147	1,050	1,150	9.52%
51-04	NEW INSTALLATION	0	652	0	0	
52-00	OPERATING SUPPLIES	139,595	134,683	108,000	126,000	16.67%
52-02	FUEL	21,626	18,173	25,070	23,000	-8.26%
52-03	OIL & LUBE	3,445	3,469	4,200	4,000	-4.76%
52-07	UNIFORMS	20,881	22,495	24,800	18,100	-27.02%
52-09	OTHER CLOTHING	5,172	7,000	8,600	9,600	11.63%
52-10	JANITORIAL SUPPLIES	1,310	1,964	2,300	2,550	10.87%
52-21	NEW INSTALLATIONS SUPPLY	73,892	65,486	20,000	20,000	0.00%
52-22	REPAIR SUPPLIES	112,701	85,849	80,000	80,000	0.00%
52-23	WATER DISTR. SYS. REPAIRS	0	24,343	0	0	
52-80	CHEMICALS	1,043,096	1,266,049	1,489,125	1,450,635	-2.58%
54-00	BOOKS, PUBS, SUBS, MEMBS	371	468	850	650	-23.53%
54-01	MEMBERSHIPS	4,988	3,918	2,800	2,950	5.36%
59-00	DEPRECIATION	2,283,379	2,389,521	0	0	
	<b>OPERATING EXPENSES</b>	<b>5,541,888</b>	<b>5,949,887</b>	<b>3,896,700</b>	<b>3,868,568</b>	<b>-0.72%</b>
60-10	LAND	0	0	35,000	100,000	185.71%
60-20	BUILDINGS	0	0	250,000	12,850,000	5040.00%
60-30	IMPROVEMENTS O/T BUILDING	0	0	20,415,000	160,000	-99.22%
60-36	MAINS AND METERS	0	0	225,000	0	-100.00%
60-38	LATERALS AND MAINS	0	0	250,000	2,392,348	856.94%
60-40	MACHINERY EQUIP	0	0	1,670,920	2,742,100	64.11%
60-70	VEHICLES	0	0	35,000	30,000	-14.29%
70-00	DEBT SERVICE	2,038,370	0	4,116,673	3,528,248	-14.29%
70-10	PRINCIPAL AND INTEREST	0	1,990,693	0	0	
70-11	INTEREST ON DEPOSITS	0	7,485	0	0	
70-30	CURRENT YR BOND EXPENSE	77,318	4,220	0	0	
91-00	TRANSFERS OUT	1,318,770	1,556,210	1,858,260	1,951,200	5.00%
91-01	PAYMENTS IN LIEU OF TAXES	957,800	1,013,700	1,077,000	1,098,500	2.00%
99-01	OPERATING CONTINGENCY	0	0	100,000	100,000	0.00%
99-02	CAPITAL CONTINGENCY	0	0	100,000	100,000	0.00%
	<b>NON-OPERATING EXPENSE</b>	<b>4,392,258</b>	<b>4,572,308</b>	<b>30,132,853</b>	<b>25,052,396</b>	<b>-16.86%</b>
	<b>TOTAL EXPENSES</b>	<b>\$13,309,757</b>	<b>\$13,952,426</b>	<b>\$37,185,371</b>	<b>\$32,162,646</b>	<b>-13.51%</b>



# UTILITIES ADMINISTRATION

**CITY MANAGER**

**UTILITIES DIRECTOR**

**1 UTILITIES ANALYST  
1 ADMINISTRATIVE ASST II  
1 ADMINISTRATIVE ASST I**

**AUTHORIZED PERSONNEL:**

	1996 BASE BUDGET	1996 REVISED BUDGET	1997 DEPT REQUEST	1997 APPROVED BUDGET
<b>UTILITIES ADMIN.</b>	<b>4</b>	<b>4</b>	<b>4</b>	<b>4</b>
<b>TOTAL EXPENSES</b>	<b>\$1,200,000</b>	<b>\$1,200,000</b>	<b>\$1,200,000</b>	<b>\$1,200,000</b>



**FISCAL YEAR 1997  
BUDGET DETAIL  
WATER & SEWER FUND  
ADMINISTRATION**

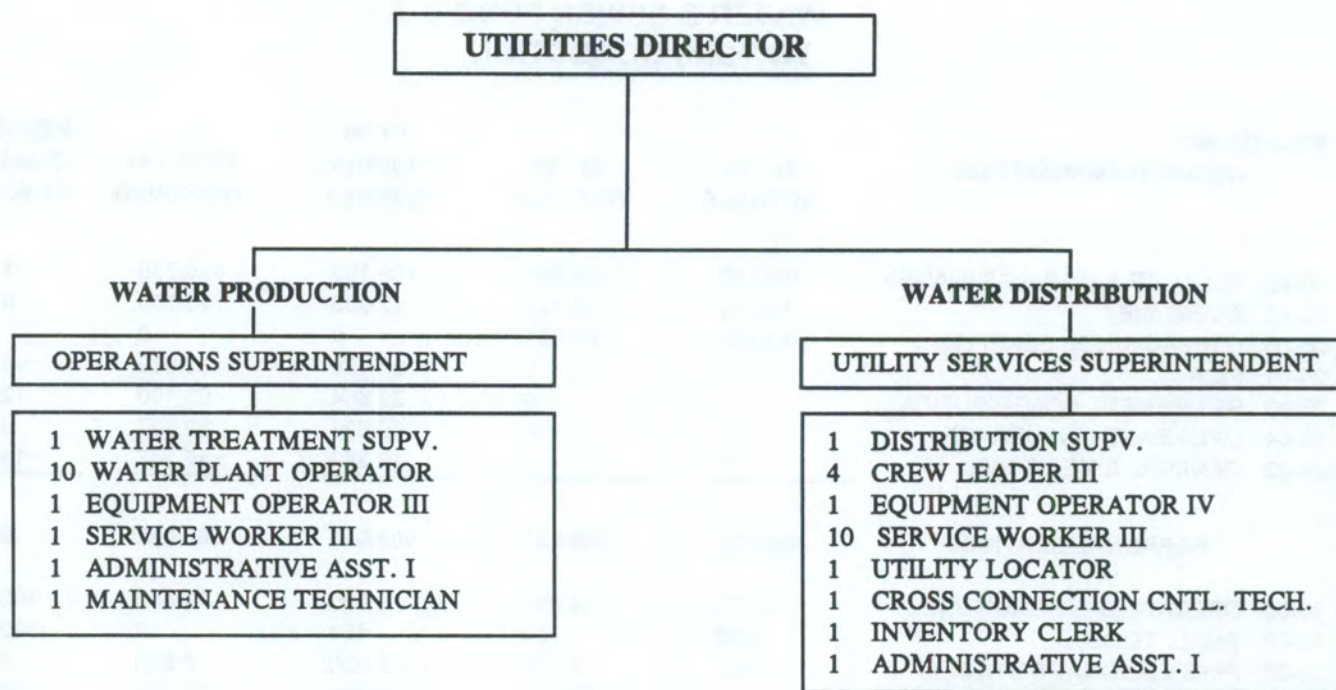
420-2001-533				FY 96		PERCENT
ACCOUNT DESCRIPTION	93 - 94	94 - 95	ORIGINAL	FY 96 - 97	CHANGE	
	ACTUALS	ACTUALS	BUDGET	APPROVED	FY 96 - 97	
10-20 REGULAR SALARIES & WAGES	185,566	178,865	129,837	138,821	6.92%	
10-30 OTHER SALARIES	476	0	1,000	1,000	0.00%	
10-40 OVERTIME	2,600	163	3,500	3,500	0.00%	
25-00 OTHER FRINGE BENEFITS	33,651	37,363	0	0		
25-01 FICA	0	0	9,800	10,620	8.37%	
25-03 RETIREMENT CONTRIBUTIONS	0	0	8,060	9,271	15.02%	
25-04 LIFE/HEALTH INSURANCE	0	0	12,795	13,080	2.23%	
29-00 GENERAL & MERIT INC.	0	0	4,351	4,949	13.74%	
<b>PERSONAL SERVICES</b>	<b>222,293</b>	<b>216,391</b>	<b>169,343</b>	<b>181,241</b>	<b>7.03%</b>	
30-00 OPERATING EXPENDITURES	4,565	2,189	2,500	2,000	-20.00%	
31-01 PROFESSIONAL SERVICES	69,580	5,374	10,000	10,000	0.00%	
31-04 OTHER CONTRACTUAL SERVICE	47,497	20,225	50,000	25,000	-50.00%	
40-00 TRAVEL AND PER DIEM	2,562	2,701	3,500	3,500	0.00%	
40-01 TRAVEL	0	37	0	0		
40-02 SCHOOL AND TRAINING	803	2,483	2,500	2,500	0.00%	
41-00 COMMUNICATIONS	374	2,706	750	2,500	233.33%	
41-01 TELEPHONE	5,163	1,565	2,500	1,500	-40.00%	
41-02 FAX & MODEMS	0	0	0	1,500		
42-01 VEHICLES & EQUIPMENT	10,409	2,103	3,500	0	-100.00%	
42-10 EQUIP. SERVICES - REPAIRS	0	0	0	2,934		
42-11 EQUIP. SERVICES - FUEL	0	0	0	566		
43-00 UTILITY SERVICES	8,223	5,435	9,500	0	-100.00%	
43-01 ELECTRICITY	0	0	0	10,000		
43-02 WATER, SEWER, GARBAGE	0	0	0	1,200		
43-03 OTHER	0	37	0	0		
46-00 REPAIR AND MAINTENANCE	8,557	2,381	10,000	7,500	-25.00%	
46-02 BUILDINGS & GROUND MAINT.	0	0	2,500	2,500	0.00%	
47-00 PRINTING AND BINDING	1,131	109	2,500	2,500	0.00%	
47-02 ADVERTISING (NON LEGAL)	425	180	5,000	5,000	0.00%	
47-06 DUPLICATING	2,892	2,737	3,000	4,000	33.33%	
49-00 OTHER CURRENT CHARGES	12,532	572	500	500	0.00%	
49-02 INFORMATION SERVICES	80,122	99,130	161,300	199,193	23.49%	
49-04 EMPLOYEE DEVELOPMENT	116	0	500	500	0.00%	
51-00 OFFICE SUPPLIES	2,459	1,278	1,000	1,500	50.00%	
51-01 STATIONARY	0	100	1,500	1,000	-33.33%	
52-00 OPERATING SUPPLIES	2,168	(1,268)	2,000	2,000	0.00%	
54-01 MEMBERSHIPS	3,693	2,617	2,000	2,500	25.00%	
59-00 DEPRECIATION	2,283,379	2,389,521	0	0		
<b>OPERATING EXPENSES</b>	<b>2,546,650</b>	<b>2,542,212</b>	<b>276,550</b>	<b>291,893</b>	<b>5.55%</b>	

**FISCAL YEAR 1997  
BUDGET DETAIL  
WATER & SEWER FUND  
ADMINISTRATION**

CONTINUED

420-2001-533	ACCOUNT DESCRIPTION	93 - 94 ACTUALS	94 - 95 ACTUALS	FY 96 ORIGINAL BUDGET	FY 96 - 97 APPROVED	PERCENT CHANGE FY 96 - 97
70-00	DEBT SERVICE	2,038,370	0	4,116,673	3,528,248	-14.29%
70-10	PRINCIPAL AND INTEREST	0	1,990,693	0	0	
70-11	INTEREST ON DEPOSITS	0	7,485	0	0	
70-30	CURRENT YEAR BOND EXPENSE	77,318	4,220	0	0	
91-00	TRANSFERS OUT	1,318,770	1,556,210	1,858,260	1,951,200	5.00%
91-01	PAYMENTS IN LIEU OF TAXES	957,800	1,013,700	1,077,000	1,098,500	2.00%
99-01	OPERATING CONTINGENCY	0	0	100,000	100,000	0.00%
99-02	CAPITAL CONTINGENCY	0	0	100,000	100,000	0.00%
	<b>NON-OPERATING EXPENSES</b>	<b><u>4,392,258</u></b>	<b><u>4,572,308</u></b>	<b><u>7,251,933</u></b>	<b><u>6,777,948</u></b>	<b><u>-6.54%</u></b>
	<b>TOTAL EXPENSES</b>	<b><u><u>\$7,161,201</u></u></b>	<b><u><u>\$7,330,911</u></u></b>	<b><u><u>\$7,697,826</u></u></b>	<b><u><u>\$7,251,082</u></u></b>	<b><u><u>-5.80%</u></u></b>





**AUTHORIZED PERSONNEL:**

	1996 BASE BUDGET	1996 REVISED BUDGET	1997 DEPT REQUEST	1997 APPROVED BUDGET
WATER PRODUCTION	17	16	16	16
WATER DISTRIBUTION	21	21	21	21
		80		

**FISCAL YEAR 1997  
BUDGET DETAIL  
WATER & SEWER FUND  
WATER PRODUCTION**

420-2030-533						
ACCOUNT DESCRIPTION		93 - 94	94 - 95	FY 96	FY 96 - 97	PERCENT
		ACTUALS	ACTUALS	ORIGINAL	APPROVED	CHANGE
				BUDGET		FY 96 - 97
10-20	REGULAR SALARIES & WAGES	446,040	440,580	459,193	439,739	-4.24%
10-40	OVERTIME	16,212	27,347	15,000	15,000	0.00%
25-00	OTHER FRINGE BENEFITS	94,056	91,001	0	0	
25-01	FICA	0	0	35,128	33,639	-4.24%
25-03	RETIREMENT CONTRIBUTIONS	0	0	20,664	23,190	12.22%
25-04	LIFE/HEALTH INSURANCE	0	0	59,603	59,727	0.21%
29-00	GENERAL & MERIT INC.	0	0	13,387	15,247	13.89%
<b>PERSONAL SERVICES</b>		<b>556,308</b>	<b>558,928</b>	<b>602,975</b>	<b>586,542</b>	<b>-2.73%</b>
30-00	OPERATING EXPENDITURES	3,772	(4,848)	1,000	2,500	150.00%
30-07	SMALL TOOLS	892	504	450	0	-100.00%
31-00	PROFESSIONAL SERVICES	13,623	8,170	6,500	6,500	0.00%
31-04	OTHER CONTRACTUAL SERVICE	0	145,964	113,500	170,000	49.78%
31-07	MEDICAL SERVICES	0	0	400	0	-100.00%
40-01	TRAVEL	386	1,266	500	500	0.00%
40-02	SCHOOL AND TRAINING	1,505	1,005	1,000	1,000	0.00%
40-03	SAFETY	1,598	3,743	1,500	1,500	0.00%
40-04	SAFETY PROGRAMS	449	0	250	250	0.00%
41-00	COMMUNICATIONS	10,823	10,366	10,000	12,000	20.00%
41-03	RADIO & PAGER	134	88	150	300	100.00%
42-01	VEHICLES & EQUIPMENT	13,494	11,688	15,000	0	-100.00%
42-02	POSTAGE & FREIGHT	3,570	29	100	100	0.00%
42-10	EQUIP. SERVICES - REPAIRS	0	0	0	14,103	
42-11	EQUIP. SERVICES - FUEL	0	0	0	897	
43-00	UTILITY SERVICES	721,283	708,722	750,000	0	-100.00%
43-01	ELECTRICITY	0	0	0	730,000	
43-02	WATER, SEWER, GARBAGE	0	723	0	5,040	
43-03	OTHER	0	50	0	0	
44-02	EQUIPMENT RENTAL	809	1,470	2,000	1,500	-25.00%
46-00	REPAIR AND MAINTENANCE	14,420	10,473	10,000	12,500	25.00%
46-02	BUILDINGS & GROUND MAINT.	6,022	17,700	8,000	20,000	150.00%
46-03	EQUIP. MAINT. CONTRACTS	810	157	800	0	-100.00%
46-04	EQUIP. MAINTENANCE	41,311	69,128	30,500	30,500	0.00%
46-06	OTHER MAINTENANCE	0	501	1,000	1,000	0.00%
49-00	OTHER CURRENT CHARGES	5,560	2,584	3,000	3,000	0.00%
51-00	OFFICE SUPPLIES	285	1,161	400	1,200	200.00%
51-01	STATIONARY	0	397	250	250	0.00%
52-00	OPERATING SUPPLIES	12,220	17,496	12,000	16,000	33.33%
52-02	FUEL	11,083	8,826	15,000	12,000	-20.00%
52-03	OIL & LUBE	732	944	1,000	1,000	0.00%
52-07	UNIFORMS	3,611	3,637	4,300	3,500	-18.60%



**FISCAL YEAR 1997  
BUDGET DETAIL  
WATER & SEWER FUND  
WATER PRODUCTION**

CONTINUED

420-2030-533

ACCOUNT DESCRIPTION	93 - 94 ACTUALS	94 - 95 ACTUALS	FY 96 ORIGINAL BUDGET	FY 96 - 97 APPROVED	PERCENT CHANGE FY 96 - 97
52-09 OTHER CLOTHING	1,174	1,422	1,800	1,800	0.00%
52-10 JANITORIAL SUPPLIES	521	821	900	1,000	11.11%
52-80 CHEMICALS	739,364	779,332	1,119,025	1,060,385	-5.24%
54-01 MEMBERSHIPS	52	51	100	100	0.00%
<b>OPERATING EXPENSES</b>	<b><u>1,609,503</u></b>	<b><u>1,803,570</u></b>	<b><u>2,110,425</u></b>	<b><u>2,110,425</u></b>	<b><u>0.00%</u></b>
<b>TOTAL EXPENSES</b>	<b><u>\$2,165,811</u></b>	<b><u>\$2,362,498</u></b>	<b><u>\$2,713,400</u></b>	<b><u>\$2,696,967</u></b>	<b><u>-0.61%</u></b>

**FISCAL YEAR 1997  
BUDGET DETAIL  
WATER & SEWER FUND  
WATER DISTRIBUTION**

420-2031-533

ACCOUNT DESCRIPTION		93 - 94 ACTUALS	94 - 95 ACTUALS	FY 96 ORIGINAL BUDGET	FY 96 - 97 APPROVED	PERCENT CHANGE FY 96 - 97
10-20	REGULAR SALARIES & WAGES	503,263	466,401	441,389	489,626	10.93%
10-30	OTHER SALARIES	2,231	1,680	7,500	7,500	0.00%
10-40	OVERTIME	34,866	25,857	42,000	42,000	0.00%
25-00	OTHER FRINGE BENEFITS	114,963	114,294	0	0	
25-01	FICA	0	0	35,008	37,457	7.00%
25-03	RETIREMENT CONTRIBUTIONS	0	0	19,863	25,194	26.84%
25-04	LIFE/HEALTH INSURANCE	0	0	69,578	72,561	4.29%
29-00	GENERAL & MERIT INC.	0	0	13,747	16,154	17.51%
<b>PERSONAL SERVICES</b>		<b>655,323</b>	<b>608,232</b>	<b>629,085</b>	<b>690,492</b>	<b>9.76%</b>
30-00	OPERATING EXPENDITURES	671	2,160	1,500	3,000	100.00%
30-07	SMALL TOOLS	46	56	500	500	0.00%
31-04	OTHER CONTRACTUAL SERVICES	0	35,480	50,400	0	-100.00%
40-01	TRAVEL	1,400	1,783	1,000	1,000	0.00%
40-02	SCHOOL AND TRAINING	3,507	3,120	4,000	4,000	0.00%
40-03	SAFETY	3,848	4,138	3,000	3,000	0.00%
40-04	SAFETY PROGRAMS	209	312	200	200	0.00%
41-00	COMMUNICATIONS	2,179	2,016	1,500	2,400	60.00%
41-01	TELEPHONE	2,001	426	550	250	-54.55%
41-03	RADIO & PAGER	1,058	975	800	1,050	31.25%
42-01	VEHICLES & EQUIPMENT	38,700	58,605	37,500	0	-100.00%
42-02	POSTAGE & FREIGHT	184	19	0	0	
42-10	EQUIP. SERVICES - REPAIRS	0	0	0	31,885	
42-11	EQUIP. SERVICES - FUEL	0	0	0	10,615	
43-00	UTILITY SERVICES	9,129	7,182	8,000	0	-100.00%
43-01	ELECTRICITY	0	0	0	6,000	
43-02	WATER, SEWER, GARBAGE	0	478	0	3,200	
44-00	RENTALS & LEASES	0	0	100	100	0.00%
44-02	EQUIPMENT RENTAL	272	240	250	250	0.00%
46-00	REPAIR AND MAINTENANCE	444	769	500	1,000	100.00%
46-02	BUILDINGS & GROUND MAINT.	1,632	536	0	0	
46-04	EQUIP. MAINTENANCE	564	1,084	500	500	0.00%
46-12	ROAD REPAIRS	10,961	15,806	17,000	15,000	-11.76%
47-00	PRINTING AND BINDING	1,242	298	100	200	100.00%
47-05	PHOTO AND VIDEO	40	0	50	100	100.00%
49-00	OTHER CURRENT CHARGES	1,966	1,159	2,000	2,000	0.00%
49-04	EMPLOYEE DEVELOPMENT	375	0	200	100	-50.00%
51-00	OFFICE SUPPLIES	532	560	400	500	25.00%
51-01	STATIONARY	35	0	100	200	100.00%
51-02	OTHER OFFICE SUPPLIES	299	37	100	100	0.00%
51-03	OFFICE EQUIP. < \$250	562	145	250	250	0.00%

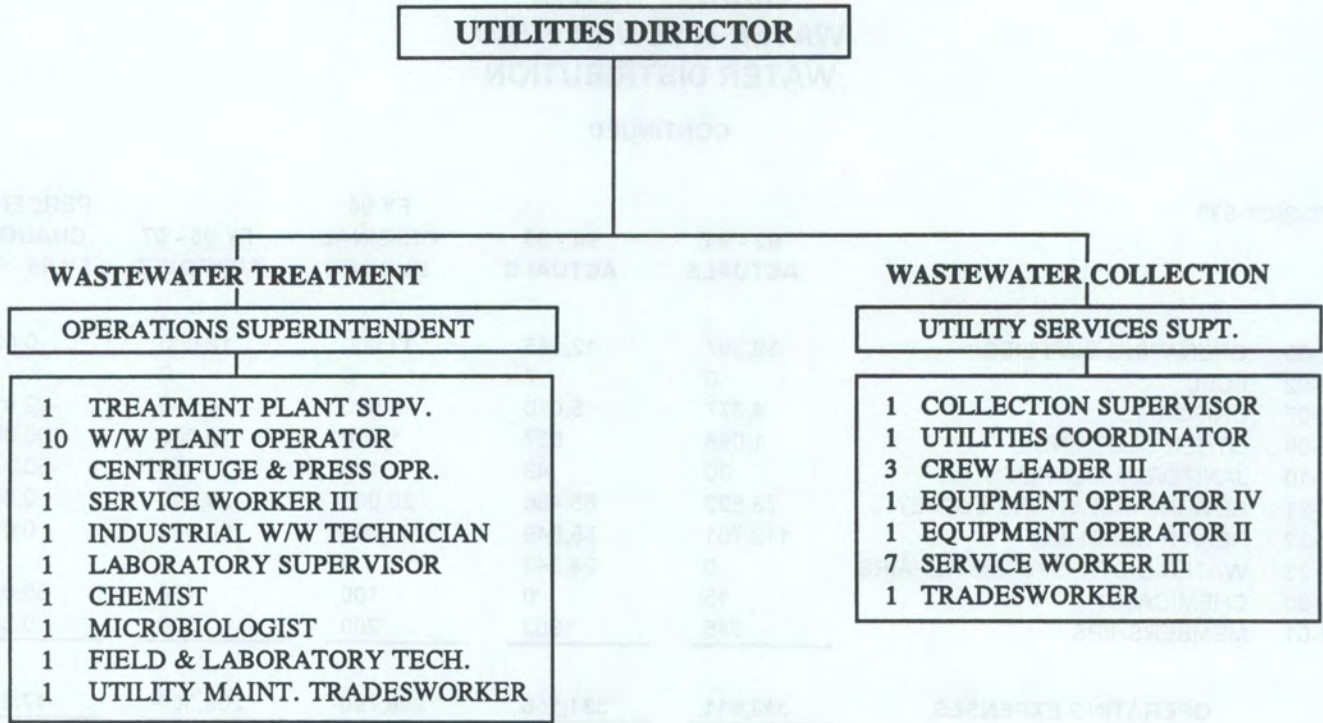


**FISCAL YEAR 1997  
BUDGET DETAIL  
WATER & SEWER FUND  
WATER DISTRIBUTION**

CONTINUED

420-2031-533

	93 - 94 ACTUALS	94 - 95 ACTUALS	FY 96 ORIGINAL BUDGET	FY 96 - 97 APPROVED	PERCENT CHANGE FY 96 - 97
52-00 OPERATING SUPPLIES	39,397	12,145	12,000	12,000	0.00%
52-02 FUEL	0	7	0	0	
52-07 UNIFORMS	4,377	5,070	5,800	4,500	-22.41%
52-09 OTHER CLOTHING	1,098	537	1,000	2,000	100.00%
52-10 JANITORIAL SUPPLIES	30	43	100	50	-50.00%
52-21 NEW INSTALLATIONS SUPPLY	73,892	65,486	20,000	20,000	0.00%
52-22 REPAIR SUPPLIES	112,701	85,849	80,000	80,000	0.00%
52-23 WATER DISTR. SYSTEM REPAIRS	0	24,343	0	0	
52-80 CHEMICALS	15	0	100	150	50.00%
54-01 MEMBERSHIPS	245	302	200	200	0.00%
	<u>313,611</u>	<u>331,166</u>	<u>249,700</u>	<u>206,300</u>	<u>-17.38%</u>
<b>OPERATING EXPENSES</b>	<b>313,611</b>	<b>331,166</b>	<b>249,700</b>	<b>206,300</b>	<b>-17.38%</b>
<b>TOTAL EXPENSES</b>	<b><u>\$968,934</u></b>	<b><u>\$939,398</u></b>	<b><u>\$878,785</u></b>	<b><u>\$896,792</u></b>	<b><u>2.05%</u></b>



**AUTHORIZED PERSONNEL:**

	1996 BASE BUDGET	1996 REVISED BUDGET	1997 DEPT REQUEST	1997 APPROVED BUDGET
WASTEWATER TREATMENT	19	19	19	19
WASTEWATER COLLECT.	15	15	15	15



**FISCAL YEAR 1997  
BUDGET DETAIL  
WATER & SEWER FUND  
WASTEWATER TREATMENT**

420-3040-535				FY 96		PERCENT
ACCOUNT DESCRIPTION	93 - 94	94 - 95	ORIGINAL	FY 96 - 97	CHANGE	
	ACTUALS	ACTUALS	BUDGET	APPROVED	FY 96 - 97	
10-20 REGULAR SALARIES & WAGES	503,327	473,204	527,493	530,635	0.60%	
10-30 OTHER SALARIES	0	412	0	0		
10-40 OVERTIME	16,607	32,494	21,500	21,500	0.00%	
25-00 OTHER FRINGE BENEFITS	100,329	101,678	0	0		
25-01 FICA	0	0	40,353	40,595	0.60%	
25-03 RETIREMENT CONTRIBUTIONS	0	0	23,737	27,605	16.30%	
25-04 LIFE/HEALTH INSURANCE	0	0	68,318	65,693	-3.84%	
29-00 GENERAL & MERIT INC.	0	0	15,143	17,519	15.69%	
<b>PERSONAL SERVICES</b>	<b>620,263</b>	<b>607,788</b>	<b>696,544</b>	<b>703,547</b>	<b>1.01%</b>	
30-00 OPERATING EXPENDITURES	3,146	1,412	3,000	3,000	0.00%	
30-07 SMALL TOOLS	2,839	2,089	1,000	0	-100.00%	
31-00 PROFESSIONAL SERVICES	20,338	11,330	12,000	12,000	0.00%	
31-04 OTHER CONTRACTUAL SERVICE	52,051	59,213	61,000	61,000	0.00%	
40-01 TRAVEL	238	202	500	500	0.00%	
40-02 SCHOOL AND TRAINING	155	995	2,000	1,000	-50.00%	
40-03 SAFETY	2,944	2,903	1,800	2,000	11.11%	
40-04 SAFETY PROGRAMS	0	0	500	500	0.00%	
41-00 COMMUNICATIONS	3,595	2,360	2,500	2,500	0.00%	
41-01 TELEPHONE	0	216	1,000	200	-80.00%	
41-03 RADIO & PAGER	0	0	0	100		
42-01 VEHICLES & EQUIPMENT	13,012	9,545	10,000	0	-100.00%	
42-02 POSTAGE & FREIGHT	1,029	255	500	250	-50.00%	
42-10 EQUIP. SERVICES - REPAIRS	0	0	0	8,676		
42-11 EQUIP. SERVICES - FUEL	0	0	0	1,324		
43-00 UTILITY SERVICES	158,114	154,067	160,000	0	-100.00%	
43-01 ELECTRICITY	0	0	0	150,000		
43-02 WATER, SEWER, GARBAGE	0	1,832	0	10,000		
44-00 RENTALS & LEASES	2,896	0	1,000	1,500	50.00%	
44-02 EQUIPMENT RENTAL	1,011	1,067	2,000	1,000	-50.00%	
46-00 REPAIR AND MAINTENANCE	6,562	9,623	30,000	16,500	-45.00%	
46-02 BUILDINGS & GROUND MAINT.	2,406	3,076	2,000	5,000	150.00%	
46-04 EQUIP. MAINTENANCE	19,457	23,380	20,000	20,000	0.00%	
46-06 OTHER MAINTENANCE	2,471	2,087	2,500	1,000	-60.00%	
49-00 OTHER CURRENT CHARGES	0	4,333	7,000	7,000	0.00%	
49-08 HAZARDOUS WASTE DISPOSAL	0	0	4,000	2,000	-50.00%	
51-00 OFFICE SUPPLIES	552	1,250	500	1,000	100.00%	
51-01 STATIONARY	206	305	250	200	-20.00%	
51-02 OTHER OFFICE SUPPLIES	497	110	150	150	0.00%	
51-03 OFFICE EQUIP. < \$250	0	200	250	250	0.00%	
52-00 OPERATING SUPPLIES	27,100	24,495	22,000	22,000	0.00%	
52-02 FUEL	10,373	9,052	10,000	10,000	0.00%	

**FISCAL YEAR 1997  
BUDGET DETAIL  
WATER & SEWER FUND  
WASTEWATER TREATMENT  
CONTINUED**

420-3040-535	ACCOUNT DESCRIPTION	93 - 94 ACTUALS	94 - 95 ACTUALS	FY 96 ORIGINAL BUDGET	FY 96 - 97 APPROVED	PERCENT CHANGE FY 96 - 97
52-03	OIL & LUBE	1,857	1,861	2,000	2,000	0.00%
52-07	UNIFORMS	3,936	3,989	4,700	3,200	-31.91%
52-09	OTHER CLOTHING	550	2,052	2,500	2,500	0.00%
52-10	JANITORIAL SUPPLIES	702	702	750	1,000	33.33%
52-80	CHEMICALS	165,909	349,145	220,000	239,100	8.68%
54-01	MEMBERSHIPS	360	131	500	150	-70.00%
	<b>OPERATING EXPENSES</b>	<b><u>504,306</u></b>	<b><u>683,277</u></b>	<b><u>587,900</u></b>	<b><u>588,600</u></b>	<b><u>0.12%</u></b>
	<b>TOTAL EXPENSES</b>	<b><u>\$1,124,569</u></b>	<b><u>\$1,291,065</u></b>	<b><u>\$1,284,444</u></b>	<b><u>\$1,292,147</u></b>	<b><u>0.60%</u></b>



**FISCAL YEAR 1997  
BUDGET DETAIL  
WATER & SEWER FUND  
WASTEWATER COLLECTIONS**

420-3041-535				FY 96		PERCENT
ACCOUNT DESCRIPTION	93 - 94	94 - 95	ORIGINAL	FY 96 - 97	CHANGE	
	ACTUALS	ACTUALS	BUDGET	APPROVED	FY 96 - 97	
10-20	REGULAR SALARIES & WAGES	338,510	324,954	341,177	350,529	2.74%
10-30	OTHER SALARIES	0	1,890	0	0	
10-40	OVERTIME	10,613	22,105	20,000	20,000	0.00%
25-00	OTHER FRINGE BENEFITS	70,246	70,786	0	0	
25-01	FICA	0	0	26,100	26,816	2.74%
25-03	RETIREMENT CONTRIBUTIONS	0	0	15,353	17,277	12.53%
25-04	LIFE/HEALTH INSURANCE	0	0	46,256	46,764	1.10%
29-00	GENERAL & MERIT INC.	0	0	9,777	12,324	26.05%
	<b>PERSONAL SERVICES</b>	<b>419,369</b>	<b>419,735</b>	<b>458,663</b>	<b>473,710</b>	<b>3.28%</b>
30-00	OPERATING EXPENDITURES	1,849	1,494	1,000	1,500	50.00%
30-05	COUNTY LAND FILL	1,437	608	1,500	1,000	-33.33%
30-07	SMALL TOOLS	1,237	239	1,000	1,000	0.00%
40-00	TRAVEL AND PER DIEM	1,120	248	500	500	0.00%
40-01	TRAVEL	0	158	0	0	
40-02	SCHOOL AND TRAINING	2,168	948	1,000	1,000	0.00%
40-03	SAFETY	4,582	3,823	5,000	5,000	0.00%
40-04	SAFETY PROGRAMS	0	0	300	250	-16.67%
41-00	COMMUNICATIONS	0	253	250	500	100.00%
41-01	TELEPHONE	268	260	1,000	250	-75.00%
41-03	RADIO & PAGER	1,147	791	1,000	1,000	0.00%
42-00	TRANSPORTATION	0	699	0	0	
42-01	VEHICLES & EQUIPMENT	57,030	65,923	60,000	0	-100.00%
42-02	POSTAGE & FREIGHT	0	0	500	500	0.00%
42-10	EQUIP. SERVICES - REPAIRS	0	0	0	49,271	
42-11	EQUIP. SERVICES - FUEL	0	0	0	12,229	
44-02	EQUIPMENT RENTAL	1,115	60	500	500	0.00%
46-00	REPAIR AND MAINTENANCE	328	204	500	500	0.00%
46-02	BUILDINGS & GROUND MAINT.	1,214	1,109	1,000	500	-50.00%
46-04	EQUIP. MAINTENANCE	4,933	5,699	5,000	7,500	50.00%
46-12	ROAD REPAIRS	27,404	25,968	25,000	25,000	0.00%
47-00	PRINTING AND BINDING	57	147	50	50	0.00%
47-05	PHOTO AND VIDEO	159	71	100	100	0.00%
49-00	OTHER CURRENT CHARGES	397	2,509	2,500	2,500	0.00%
51-00	OFFICE SUPPLIES	261	191	250	250	0.00%
51-01	STATIONARY	54	208	100	100	0.00%
51-02	OTHER OFFICE SUPPLIES	248	66	150	100	-33.33%
51-03	OFFICE EQUIP. < \$250	378	529	250	250	0.00%
52-00	OPERATING SUPPLIES	25,734	29,964	20,000	30,000	50.00%
52-03	OIL & LUBE	197	0	0	0	
52-07	UNIFORMS	4,319	4,068	4,500	3,200	-28.89%

**FISCAL YEAR 1997  
BUDGET DETAIL  
WATER & SEWER FUND  
WASTEWATER COLLECTIONS**

CONTINUED

420-3041-535						
ACCOUNT DESCRIPTION		93 - 94	94 - 95	FY 96	FY 96 - 97	PERCENT
		ACTUALS	ACTUALS	BUDGET	APPROVED	CHANGE
						FY 96 - 97
52-09	OTHER CLOTHING	905	752	1,000	1,000	0.00%
52-10	JANITORIAL SUPPLIES	57	145	100	100	0.00%
52-80	CHEMICALS	3,641	3,715	5,000	5,000	0.00%
54-00	BOOKS, PUBS, SUBS, MEMBS	341	136	250	150	-40.00%
<b>OPERATING EXPENSES</b>		<b>142,580</b>	<b>150,985</b>	<b>139,300</b>	<b>150,800</b>	<b>8.26%</b>
<b>TOTAL EXPENSES</b>		<b>\$561,949</b>	<b>\$570,720</b>	<b>\$597,963</b>	<b>\$624,510</b>	<b>4.44%</b>



**UTILITIES  
UTILITY MAINTENANCE**

**UTILITIES DIRECTOR**

**UTILITY MAINTENANCE SUPT**

- 2 MAINTENANCE FOREMAN
- 1 MAINTENANCE COORDINATOR
- 3 INSTRUMENT TECHNICIANS
- 4 MAINTENANCE TECHNICIAN
- 4 MAINTENANCE MECHANIC
- 1 SERVICE WORKER III
- 1 SERVICE WORKER I
- 1 ADMINISTRATIVE ASST. I

**AUTHORIZED PERSONNEL:**

	1996 BASE BUDGET	1996 REVISED BUDGET	1997 DEPT REQUEST	1997 APPROVED BUDGET
UTILITY MAINTENANCE	18	18	18	18

**FISCAL YEAR 1997  
BUDGET DETAIL  
WATER & SEWER FUND  
MAINTENANCE**

420-4050-536 ACCOUNT DESCRIPTION	93 - 94 ACTUALS	94 - 95 ACTUALS	FY 96 ORIGINAL BUDGET	FY 96 - 97 APPROVED	PERCENT CHANGE FY 96 - 97
10-20 REGULAR SALARIES & WAGES	464,625	466,713	444,760	451,020	1.41%
10-30 OTHER SALARIES	0	3,780	0	0	
10-40 OVERTIME	19,994	17,972	20,920	20,920	0.00%
25-00 OTHER FRINGE BENEFITS	96,326	107,970	0	0	
25-01 FICA	0	0	34,024	34,502	1.40%
25-03 RETIREMENT CONTRIBUTIONS	0	0	20,014	23,482	17.33%
25-04 LIFE/HEALTH INSURANCE	0	0	66,775	62,154	-6.92%
29-00 GENERAL & MERIT INC.	0	0	12,715	14,072	10.67%
<b>PERSONAL SERVICES</b>	<b>580,945</b>	<b>596,435</b>	<b>599,208</b>	<b>606,150</b>	<b>1.16%</b>
30-00 OPERATING EXPENDITURES	3,848	3,261	3,000	3,000	0.00%
30-07 SMALL TOOLS	4,859	4,126	4,000	4,000	0.00%
31-00 PROFESSIONAL SERVICES	0	0	0	2,000	
40-00 TRAVEL AND PER DIEM	0	10	0	0	
40-01 TRAVEL	729	464	500	500	0.00%
40-02 SCHOOL AND TRAINING	3,273	2,721	4,000	4,000	0.00%
40-03 SAFETY	4,228	1,782	4,500	4,000	-11.11%
40-04 SAFETY PROGRAMS	209	103	1,000	1,000	0.00%
41-00 COMMUNICATIONS	0	1,601	1,900	1,900	0.00%
41-01 TELEPHONE	0	0	250	250	0.00%
41-02 FAX & MODEMS	0	0	0	450	
41-03 RADIO & PAGER	425	475	900	1,600	77.78%
42-01 VEHICLES & EQUIPMENT	50,254	32,893	30,000	0	-100.00%
42-02 POSTAGE & FREIGHT	330	359	450	450	0.00%
42-10 EQUIP. SERVICES - REPAIRS	0	0	0	17,799	
42-11 EQUIP. SERVICES - FUEL	0	0	0	7,201	
43-00 UTILITY SERVICES	114,826	126,234	172,840	0	-100.00%
43-01 ELECTRICITY	0	0	0	160,000	
43-02 WATER, SEWER, GARBAGE	0	0	0	2,000	
44-00 RENTALS & LEASES	0	750	1,725	1,750	1.45%
44-02 EQUIPMENT RENTAL	2,113	2,518	6,000	6,000	0.00%
46-00 REPAIR AND MAINTENANCE	21,512	12,107	20,000	20,000	0.00%
46-02 BUILDINGS & GROUND MAINT.	2,630	2,133	6,000	5,000	-16.67%
46-03 EQUIP. MAINT. CONTRACTS	0	0	10,000	5,000	-50.00%
46-04 EQUIP. MAINTENANCE	11,275	19,690	66,000	68,000	3.03%
46-06 OTHER MAINTENANCE	137	293	2,000	2,500	25.00%
47-05 PHOTO AND VIDEO	71	19	200	150	-25.00%
47-06 DUPLICATING	0	48	100	100	0.00%
49-00 OTHER CURRENT CHARGES	382	224	1,000	1,000	0.00%
49-08 HAZARDOUS WASTE DISPOSAL	0	0	240	250	4.17%
51-00 OFFICE SUPPLIES	440	698	500	1,000	100.00%
51-01 STATIONARY	43	85	200	250	25.00%
51-02 OTHER OFFICE SUPPLIES	80	58	100	100	0.00%



**FISCAL YEAR 1997  
BUDGET DETAIL  
WATER & SEWER FUND  
MAINTENANCE**

CONTINUED

420-4050-536 ACCOUNT DESCRIPTION	93 - 94 ACTUALS	94 - 95 ACTUALS	FY 96 ORIGINAL BUDGET	FY 96 - 97 APPROVED	PERCENT CHANGE FY 96 - 97
51-03 OFFICE EQUIP. < \$250	273	273	300	400	33.33%
52-00 OPERATING SUPPLIES	28,706	44,251	40,000	44,000	10.00%
52-02 FUEL	170	288	70	1,000	1328.57%
52-03 OIL & LUBE	659	664	1,200	1,000	-16.67%
52-07 UNIFORMS	4,638	5,306	5,500	3,700	-32.73%
52-09 OTHER CLOTHING	1,445	2,037	2,300	2,300	
52-10 JANITORIAL SUPPLIES	0	253	450	400	-11.11%
52-80 CHEMICALS	134,167	133,857	145,000	146,000	0.69%
54-00 BOOKS, PUBS, SUBS, MEMBS	30	332	600	500	-16.67%
<b>OPERATING EXPENSES</b>	<b>391,752</b>	<b>399,913</b>	<b>532,825</b>	<b>520,550</b>	<b>-2.30%</b>
60-40 MACHINERY EQUIP	0	0	0	4,000	
<b>NON-OPERATING EXPENSES</b>	<b>0</b>	<b>0</b>	<b>0</b>	<b>4,000</b>	
<b>TOTAL EXPENSES</b>	<b><u>\$972,697</u></b>	<b><u>\$996,348</u></b>	<b><u>\$1,132,033</u></b>	<b><u>\$1,130,700</u></b>	<b><u>-0.12%</u></b>

## CIP PROJECTS - WATER/SEWER FUND

Date 9/30/96

CIP PROJ	PROJECT DESCRIPTION	DEPT REQUEST 1997	DEPT REQUEST 1998	DEPT REQUEST 1999	DEPT REQUEST 2000	DEPT REQUEST 2001	PROJECT TOTAL
-------------	------------------------	-------------------------	-------------------------	-------------------------	-------------------------	-------------------------	------------------

### WATER/SEWER ADMINISTRATION

97J01	Rehab Operations Center	350,000					350,000
	Improvement Totals	350,000	0	0	0	0	350,000
<b>GRAND TOTAL WATER/SEWER ADMIN.</b>		<b>350,000</b>	<b>0</b>	<b>0</b>	<b>0</b>	<b>0</b>	<b>350,000</b>

### WATER PRODUCTION

97K12	Well Renovations	50,000	100,000				150,000
97K41	Chlorine Residual Monitoring	14,000					14,000
97K13	Water System Sample Taps	13,800					13,800
97K45	Booster Station Metering	30,000					30,000
	Improvement Totals	107,800	100,000	0	0	0	207,800
97K32	Port Royal Tank Site Improvement	1,190,000					1,190,000
97K40	Wshwtr Reclaim Tank Upgrade	90,000	638,000				728,000
97K43	Chlorine Feed System Upgrade	50,000					50,000
97K42	Solana Road Generator Upgrade	62,000					62,000
97K03	Filter Media Replacement	50,000	105,000	105,000	110,000		370,000
97K15	Wellhead Protection	100,000	100,000	100,000			300,000
97K46	Accelerator Protective Coating	80,000					80,000
97K10	Vacuum Filter Parts	20,000					20,000
97K44	Moyno Pump Replacement Parts	20,000					20,000
97K38	High Service Pump Control Valve	32,000					32,000
97K33	C.R. Well Upgrade Power Feeder	27,300	14,300	13,300			54,900
97K28	Well Power Service Upgrades	27,000	21,000				48,000
97K21	Wshwtr Transfer & Sludge Pumps	20,000	20,000	20,000	20,000		80,000
97K47	High Service Pump Upgrade	25,000					25,000
	Replacement Totals	1,793,300	898,300	238,300	130,000	0	3,059,900
<b>GRAND TOTAL WATER PRODUCTION</b>		<b>1,901,100</b>	<b>998,300</b>	<b>238,300</b>	<b>130,000</b>	<b>0</b>	<b>3,267,700</b>

### WATER DISTRIBUTION

97L14	Potable Water Infrastructure Cleani	30,000					30,000
97L02	Water Transmission Mains	200,000	250,000	250,000	250,000	250,000	1,200,000
	Improvement Totals	230,000	250,000	250,000	250,000	250,000	1,230,000
97L03	FDOT Joint Project Agreement	697,348					697,348
	Replacement Totals	697,348	0	0	0	0	697,348
<b>GRAND TOTAL WATER DISTRIBUTION</b>		<b>927,348</b>	<b>250,000</b>	<b>250,000</b>	<b>250,000</b>	<b>250,000</b>	<b>1,927,348</b>



CIP PROJ	PROJECT DESCRIPTION	DEPT REQUEST 1997	DEPT REQUEST 1998	DEPT REQUEST 1999	DEPT REQUEST 2000	DEPT REQUEST 2001	PROJECT TOTAL
-------------	------------------------	-------------------------	-------------------------	-------------------------	-------------------------	-------------------------	------------------

**SEWER COLLECTION**

97N08	Expand Reuse Water System	50,000					50,000
97N05	Manhole Spray Rehab. Equipment	40,000					40,000
97N06	Pan & Tilt Camera/Crawler	26,000					26,000
97N07	Twin Lakes Commercial Sewer Dis	400,000					400,000
97N19	Big Cypress Sewer District	620,000					620,000
97N20	West Blvd. Water/Sewer Drainage	275,000					275,000
	Improvement Totals	1,411,000	0	0	0	0	1,411,000
97N04	Replace Mains, Laterals & Manhol	150,000	150,000	150,000	150,000	150,000	750,000
97N09	Replace Service Trucks	30,000		70,000			100,000
97N13	Replace Wellpoint Pump	16,500					16,500
	Replacement Totals	196,500	150,000	220,000	150,000	150,000	866,500
<b>GRAND TOTAL SEWER COLLECTION</b>		<b>1,607,500</b>	<b>150,000</b>	<b>220,000</b>	<b>150,000</b>	<b>150,000</b>	<b>2,277,500</b>

**UTILITIES MAINTENANCE**

97X10	Standby Generators	30,000	48,000	55,000	55,000	55,000	243,000
97X08	Warehouse Forklift	14,500					14,500
97X11	Portable High Head Emergency Pu	9,500					9,500
	Improvement Totals	54,000	48,000	55,000	55,000	55,000	267,000
97X01	Wellfield Equipment Upgrades	50,000	52,500	55,000	57,750	60,000	275,250
97X04	Lift Station Submersible Pumps	35,000	30,000	32,500	35,000	37,500	170,000
97X09	Well Flow Meters/Telemetry Upgra	32,500	35,000	35,000	30,000		132,500
97X03	Lift Station Conversion	65,000	43,000	65,000	70,000	75,000	318,000
97X07	P.S. Power Service Control Panel	18,000	18,000	19,000	20,000	20,000	95,000
97X06	Pump Station (03) Replace.	30,000					30,000
	Replacement Totals	230,500	178,500	206,500	212,750	192,500	1,020,750
<b>GRAND TOTAL MAINTENANCE</b>		<b>284,500</b>	<b>226,500</b>	<b>261,500</b>	<b>267,750</b>	<b>247,500</b>	<b>1,287,750</b>

**TOTAL WATER/SEWER FUND**

<b>\$5,070,448</b>	<b>\$1,624,800</b>	<b>\$969,800</b>	<b>\$797,750</b>	<b>\$647,500</b>	<b>\$9,110,298</b>
--------------------	--------------------	------------------	------------------	------------------	--------------------

**Solid  
Waste  
Fund**



*SOLID WASTE*

*FUND*

**FISCAL YEAR 1997**  
**SOLID WASTE FUND**  
**STATEMENT OF CASH FLOW**

**BEGINNING BALANCE - UNRESTRICTED RESERVES (1)** **\$1,374,400**

**ADD: BUDGETED REVENUES:**

Solid Waste Fees (2)	\$3,548,600	
Landfill Fees	180,000	
Other Income	<u>50,000</u>	
		<u>\$3,778,600</u>

**TOTAL AVAILABLE RESOURCES:** **\$5,153,000**

**LESS: BUDGETED EXPENDITURES:**

Administration	\$299,671	
Residential Pick-up	603,133	
Horticultural Waste	660,435	
Commercial Pick-up	639,582	
Landfill Charges	672,384	
Transfer - Administration	329,500	
Transfer - Self Insurance	102,700	
Transfer - Pmt in Lieu of Taxes	213,100	
Capital Outlay	620,041	
Contingency	50,000	
Depreciation	<u>N/A</u>	
		<u>\$4,190,546</u>

**BUDGETED CASH FLOW** **(\$411,946)**

**ENDING BALANCE - UNRESTRICTED RESERVES** **\$962,454**

- (1) Audited balance 9/30/95 less cash reserves budgeted fiscal year 1996.
- (2) Includes pass-through tipping fees increase from Collier County Landfill.



**FISCAL YEAR 1997**

**SOLID WASTE FUND**

**STATEMENT OF REVENUES, EXPENDITURES AND NET INCOME**

**ADD: BUDGETED REVENUES:**

Solid Waste Fees	\$3,548,600	
Landfill Fees	180,000	
Other Income	<u>50,000</u>	
		\$3,778,600

**LESS: BUDGETED EXPENDITURES:**

Administration	\$299,671	
Residential Pick-up	603,133	
Horticultural Waste	660,435	
Commercial Pick-up	639,582	
Landfill Charges	672,384	
Transfer - Administration	329,500	
Transfer - Self Insurance	102,700	
Transfer - Pmt in Lieu of Taxes	213,100	
Capital Outlay	N/A	
Contingency	50,000	
Depreciation	<u>200,000</u>	
		<u>\$3,770,505</u>

**BUDGETED NET INCOME**

**8,905**

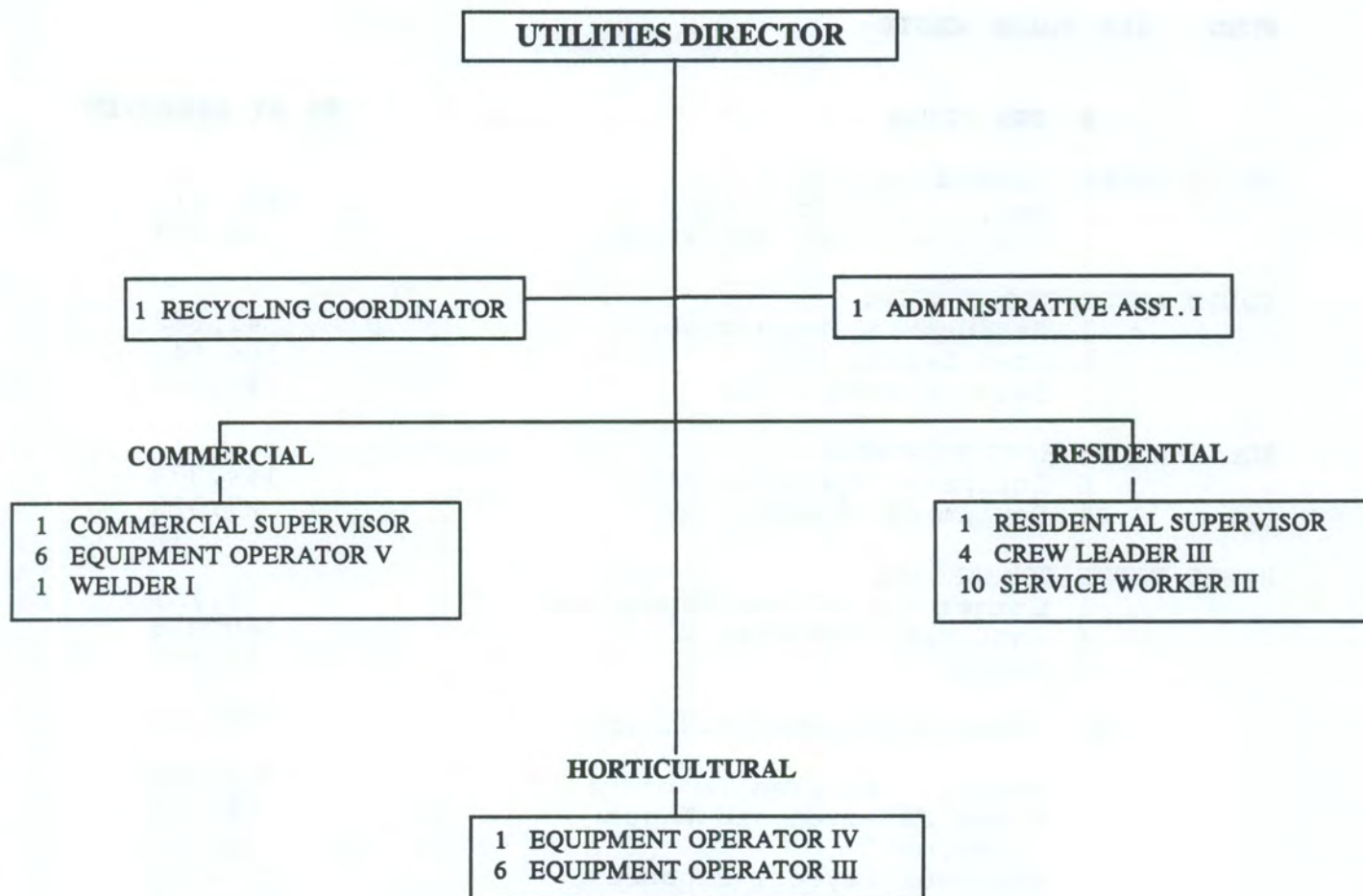
- (1) Budget schedule prepared on the full accrual accounting basis, consistent with preparation of annual audit report.

**SOLID WASTE FUND  
REVENUE SUMMARY**

	ACTUAL <u>1992-93</u>	ACTUAL <u>1993-94</u>	ACTUAL <u>1994-95</u>	PROJECTED <u>1995-96</u>	APPROVED <u>1996-97</u>
SOLID WASTE FEES	\$3,315,100	\$3,232,446	\$3,452,957	\$3,490,700	\$3,548,600
RECYCLING REVENUE	25,106	38,513	58,193	0	0
SPECIAL PICK-UP FEES	2,565	23,243	5,838	6,000	0
LANDFILL FEES	23,985	75,200	123,306	130,000	180,000
SALE OF SURPLUS	3,903	2,483	102,672	13,300	0
OTHER REVENUE	<u>53,012</u>	<u>44,302</u>	<u>82,615</u>	<u>50,000</u>	<u>50,000</u>
<b>TOTAL SOLID WASTE</b>	<u><u>\$3,423,671</u></u>	<u><u>\$3,416,187</u></u>	<u><u>\$3,825,581</u></u>	<u><u>\$3,690,000</u></u>	<u><u>\$3,778,600</u></u>



**UTILITIES  
SOLID WASTE**



**AUTHORIZED PERSONNEL:**

	1996 BASE BUDGET	1996 REVISED BUDGET	1997 DEPT REQUEST	1997 APPROVED BUDGET
SOLID WASTE	32	32	32	32

FISCAL YEAR 1997

BUDGET DETAIL

FUND: 450 SOLID WASTE

#	JOB TITLE	FY 97 APPROVED
SOLID WASTE ADMINISTRATION		
1	Recycling Coordinator	\$31,111
1	Administrative Assistant I	20,173
SOLID WASTE RESIDENTIAL		
1	Residential Supervisor	41,662
4	Crew Leader III	104,645
10	Service Worker III	181,246
SOLID WASTE HORTICULTURAL		
6	Equipment Operator III	144,339
1	Equipment Operator IV	27,525
SOLID WASTE COMMERCIAL		
1	Commercial Refuse Supervisor	36,251
6	Equipment Operator V	160,976
1	Welder I	24,221
32	Total Authorized Positions	772,149
	Regular Salaries	772,149
	Other Salaries and Wages	28,774
	Overtime	46,500
	Employer Payroll Expenses	215,860
	General & Merit Increase	25,439
		\$1,088,722



**FISCAL YEAR 1997  
BUDGET DETAIL  
SOLID WASTE  
DEPARTMENT SUMMARY**

FUND 450				FY 96		PERCENT
ACCOUNT DESCRIPTION	93 - 94	94 - 95	ORIGINAL	FY 96 - 97	CHANGE	
	ACTUALS	ACTUALS	BUDGET	APPROVED	FY 96 - 97	
10-20 REGULAR SALARIES & WAGES	828,692	781,317	756,259	772,149	2.10%	
10-30 OTHER SALARIES	0	1,083	20,774	28,774	38.51%	
10-40 OVERTIME	47,987	42,825	46,500	46,500	0.00%	
25-00 OTHER FRINGE BENEFITS	176,012	181,414	0	0		
25-01 FICA	0	0	59,443	59,070	-0.63%	
25-03 RETIREMENT CONTRIBUTIONS	0	0	34,032	41,261	21.24%	
25-04 LIFE/HEALTH INSURANCE	0	0	111,505	115,529	3.61%	
29-00 GENERAL & MERIT INC.	0	12	22,022	25,439	15.52%	
<b>PERSONAL SERVICES</b>	<b>1,052,691</b>	<b>1,006,651</b>	<b>1,050,535</b>	<b>1,088,722</b>	<b>3.64%</b>	
30-00 OPERATING EXPENDITURES	17,614	19,402	7,496	7,200	-3.95%	
30-05 COUNTY LAND FILL	611,677	628,359	569,200	672,384	18.13%	
31-04 OTHER CONTRACTUAL SERVIC	338,185	406,083	484,460	527,900	8.97%	
40-00 TRAVEL AND PER DIEM	0	7	0	450		
40-01 TRAVEL	322	874	750	750	0.00%	
40-02 SCHOOL AND TRAINING	20	84	1,300	2,300	76.92%	
40-04 SAFETY PROGRAMS	0	0	0	1,250		
41-00 COMMUNICATIONS	4,218	6,478	3,500	3,600	2.86%	
41-01 TELEPHONE	0	0	0	250		
41-02 FAX & MODEMS	0	0	0	800		
41-03 RADIO & PAGER	0	0	0	1,150		
42-01 VEHICLES & EQUIPMENT	450,160	380,281	406,172	0	-100.00%	
42-10 EQUIP. SERVICES - REPAIRS	0	0	0	402,029		
42-11 EQUIP. SERVICES - FUEL	0	0	0	43,711		
43-00 UTILITY SERVICES	15,011	5,084	6,800	0	-100.00%	
43-01 ELECTRICITY	3,128	2,408	6,660	4,000	-39.94%	
43-02 WATER, SEWER, GARBAGE	0	7,732	0	8,800		
44-00 RENTALS & LEASES	0	0	550	0	-100.00%	
44-02 EQUIPMENT RENTAL	276	0	0	0		
46-00 REPAIR AND MAINTENANCE	5,948	11,865	19,900	16,900	-15.08%	
47-00 PRINTING AND BINDING	1,941	2,760	3,700	2,500	-32.43%	
49-00 OTHER CURRENT CHARGES	0	0	0	750		
49-02 INFORMATION SERVICES	0	0	0	52,419		
51-00 OFFICE SUPPLIES	1,430	623	1,400	1,400	0.00%	
52-00 OPERATING SUPPLIES	21,130	28,970	37,150	26,000	-30.01%	
52-07 UNIFORMS	0	0	0	6,290		
52-09 OTHER CLOTHING	0	0	0	3,200		
52-10 JANITORIAL SUPPLIES	0	0	0	300		
54-01 MEMBERSHIPS	340	150	0	150		
59-00 DEPRECIATION	177,056	179,491	0	0		
<b>OPERATING EXPENSES</b>	<b>1,648,456</b>	<b>1,680,651</b>	<b>1,549,038</b>	<b>1,786,483</b>	<b>15.33%</b>	

**FISCAL YEAR 1997  
BUDGET DETAIL  
SOLID WASTE  
DEPARTMENT SUMMARY**

CONTINUED

FUND 450

ACCOUNT DESCRIPTION	93 - 94 ACTUALS	94 - 95 ACTUALS	FY 96 ORIGINAL BUDGET	FY 96 - 97 APPROVED	PERCENT CHANGE FY 96 - 97
60-20 BUILDINGS	0	0	0	185,000	
60-40 MACHINERY EQUIP	0	0	79,300	137,200	73.01%
60-70 VEHICLES	0	0	245,300	297,841	21.42%
91-00 TRANSFERS OUT	386,320	396,700	423,100	432,200	2.15%
91-01 PAYMENTS IN LIEU OF TAXES	200,400	212,250	208,900	213,100	2.01%
99-00 CONTINGENCY	0	0	50,000	50,000	0.00%
<b>NON-OPERATING EXPENSE</b>	<b>586,720</b>	<b>608,950</b>	<b>1,006,600</b>	<b>1,315,341</b>	<b>30.67%</b>
<b>TOTAL EXPENSES</b>	<b>\$3,287,867</b>	<b>\$3,296,252</b>	<b>\$3,606,173</b>	<b>\$4,190,546</b>	<b>16.20%</b>



**FISCAL YEAR 1997  
BUDGET DETAIL  
SOLID WASTE  
ADMINISTRATION**

450-1201-534

ACCOUNT DESCRIPTION	93 - 94 ACTUALS	94 - 95 ACTUALS	FY 96 ORIGINAL BUDGET	FY 96 - 97 APPROVED	PERCENT CHANGE FY 96 - 97
10-20 REGULAR SALARIES & WAGES	49,160	55,180	46,916	51,284	9.31%
10-30 OTHER SALARIES	0	1,083	0	0	
10-40 OVERTIME	0	0	500	500	0.00%
25-00 OTHER FRINGE BENEFITS	8,769	9,880	0	0	
25-01 FICA	0	0	3,589	3,923	9.31%
25-03 RETIREMENT CONTRIBUTIONS	0	0	2,111	2,821	33.63%
25-04 LIFE/HEALTH INSURANCE	0	0	5,260	5,391	2.49%
29-00 GENERAL & MERIT INC.	0	0	1,575	1,803	14.48%
<b>PERSONAL SERVICES</b>	<b>57,929</b>	<b>66,143</b>	<b>59,951</b>	<b>65,722</b>	<b>9.63%</b>
30-00 OPERATING EXPENDITURES	12,435	14,349	300	300	0.00%
31-04 OTHER CONTRACTUAL SERVICES	186,786	240,112	158,460	162,900	2.80%
40-01 TRAVEL	317	844	750	750	0.00%
40-02 SCHOOL AND TRAINING	20	84	1,300	1,300	0.00%
41-00 COMMUNICATIONS	3,931	3,331	3,500	1,200	-65.71%
41-01 TELEPHONE	0	0	0	250	
41-02 FAX & MODEMS	0	0	0	800	
41-03 RADIO & PAGER	0	0	0	80	
42-01 VEHICLES & EQUIPMENT	35,208	415	600	0	-100.00%
42-10 EQUIP. SERVICES - REPAIRS	0	0	0	427	
42-11 EQUIP. SERVICES - FUEL	0	0	0	173	
43-00 UTILITY SERVICES	15,011	5,084	6,800	0	-100.00%
43-01 ELECTRICITY	0	0	0	2,000	
43-02 WATER, SEWER, GARBAGE	0	7,732	0	4,800	
46-00 REPAIR AND MAINTENANCE	862	269	2,000	2,000	0.00%
47-00 PRINTING AND BINDING	1,344	2,483	2,500	2,500	0.00%
49-02 INFORMATION SERVICES	0	0	42,850	52,419	22.33%
51-00 OFFICE SUPPLIES	1,430	623	1,400	1,400	0.00%
52-00 OPERATING SUPPLIES	124	329	0	500	
54-01 MEMBERSHIPS	340	150	0	150	
59-00 DEPRECIATION	0	179,491	0	0	
<b>OPERATING EXPENSES</b>	<b>257,808</b>	<b>455,296</b>	<b>220,460</b>	<b>233,949</b>	<b>6.12%</b>
91-00 TRANSFERS OUT	386,320	396,700	423,100	432,200	2.15%
91-01 PAYMENTS IN LIEU OF TAXES	200,400	212,250	208,900	213,100	2.01%
99-00 CONTINGENCY	0	0	50,000	50,000	0.00%
<b>NON-OPERATING EXPENSES</b>	<b>586,720</b>	<b>608,950</b>	<b>682,000</b>	<b>695,300</b>	<b>1.95%</b>
<b>TOTAL EXPENSES</b>	<b>\$902,457</b>	<b>\$1,130,389</b>	<b>\$962,411</b>	<b>\$994,971</b>	<b>3.38%</b>

**FISCAL YEAR 1997  
BUDGET DETAIL  
SOLID WASTE  
RESIDENTIAL**

450-1222-534

ACCOUNT DESCRIPTION		93 - 94 ACTUALS	94 - 95 ACTUALS	FY 96 ORIGINAL BUDGET	FY 96 - 96 APPROVED	PERCENT CHANGE FY 96 - 97
10-20	REGULAR SALARIES & WAGES	321,388	308,958	327,614	327,553	-0.02%
10-40	OVERTIME	14,607	19,906	19,000	19,000	0.00%
25-00	OTHER FRINGE BENEFITS	69,023	77,802	0	0	
25-01	FICA	0	0	25,062	25,059	-0.01%
25-03	RETIREMENT CONTRIBUTIONS	0	0	14,743	17,514	18.80%
25-04	LIFE/HEALTH INSURANCE	0	0	47,251	51,593	9.19%
29-00	GENERAL & MERIT INC.	0	0	9,545	9,774	2.40%
<b>PERSONAL SERVICES</b>		<b>405,018</b>	<b>406,666</b>	<b>443,215</b>	<b>450,493</b>	<b>1.64%</b>
30-00	OPERATING EXPENDITURES	1,802	2,494	3,296	3,000	-8.98%
30-05	COUNTY LAND FILL	151,134	132,997	145,000	149,350	3.00%
40-00	TRAVEL AND PER DIEM	0	0	0	100	
40-01	TRAVEL	5	0	0	0	
40-02	SCHOOL AND TRAINING	0	0	0	250	
40-04	SAFETY PROGRAMS	0	0	0	500	
41-00	COMMUNICATIONS	287	3,147	0	600	
41-03	RADIO & PAGER	0	0	0	80	
42-01	VEHICLES & EQUIPMENT	85,620	95,313	110,000	0	-100.00%
42-10	EQUIP. SERVICES - REPAIRS	0	0	0	121,767	
42-11	EQUIP. SERVICES - FUEL	0	0	0	11,803	
46-00	REPAIR AND MAINTENANCE	155	7,959	10,500	7,500	-28.57%
52-00	OPERATING SUPPLIES	4,366	5,192	7,080	2,500	-64.69%
52-07	UNIFORMS	0	0	0	2,940	
52-09	OTHER CLOTHING	0	0	0	1,500	
52-10	JANITORIAL SUPPLIES	0	0	0	100	
<b>OPERATING EXPENSES</b>		<b>243,369</b>	<b>247,102</b>	<b>275,876</b>	<b>301,990</b>	<b>9.47%</b>
<b>TOTAL EXPENSES</b>		<b>\$648,387</b>	<b>\$653,768</b>	<b>\$719,091</b>	<b>\$752,483</b>	<b>4.64%</b>



**FISCAL YEAR 1997  
BUDGET DETAIL  
SOLID WASTE  
HORTICULTURAL**

450-1223-534

ACCOUNT DESCRIPTION	93 - 94 ACTUALS	94 - 95 ACTUALS	FY 96 ORIGINAL BUDGET	FY 96 - 97 APPROVED	PERCENT CHANGE FY 96 - 97
10-20 REGULAR SALARIES & WAGES	223,019	201,566	164,738	171,864	4.33%
10-30 OTHER SALARIES	0	0	20,774	28,774	38.51%
10-40 OVERTIME	6,305	10,545	9,000	9,000	0.00%
25-00 OTHER FRINGE BENEFITS	48,047	43,411	0	0	
25-01 FICA	0	0	14,192	13,147	-7.36%
25-03 RETIREMENT CONTRIBUTIONS	0	0	7,413	9,040	21.95%
25-04 LIFE/HEALTH INSURANCE	0	0	28,820	27,392	-4.95%
29-00 GENERAL & MERIT INC.	0	12	4,600	6,058	31.70%
<b>PERSONAL SERVICES</b>	<b>277,371</b>	<b>255,534</b>	<b>249,537</b>	<b>265,275</b>	<b>6.31%</b>
30-00 OPERATING EXPENDITURES	1,397	1,441	1,900	1,900	0.00%
30-05 COUNTY LAND FILL	4,557	5,075	4,200	8,034	91.29%
31-04 OTHER CONTRACTUAL SERVICES	151,399	165,971	196,000	235,000	19.90%
40-00 TRAVEL AND PER DIEM	0	7	0	100	
40-01 TRAVEL	0	30	0	0	
40-02 SCHOOL AND TRAINING	0	0	0	250	
40-04 SAFETY PROGRAMS	0	0	0	250	
41-00 COMMUNICATIONS	0	0	0	1,200	
41-03 RADIO & PAGER	0	0	0	910	
42-01 VEHICLES & EQUIPMENT	128,428	89,746	125,000	0	-100.00%
42-10 EQUIP. SERVICES - REPAIRS	0	0	0	121,404	
42-11 EQUIP. SERVICES - FUEL	0	0	0	10,166	
43-01 ELECTRICITY	3,128	2,408	6,660	2,000	-69.97%
43-02 WATER, SEWER, GARBAGE	0	0	0	4,000	
44-00 RENTALS & LEASES	0	0	550	0	-100.00%
44-02 EQUIPMENT RENTAL	276	0	0	0	
46-00 REPAIR AND MAINTENANCE	2,642	1,211	5,000	5,000	0.00%
47-00 PRINTING AND BINDING	597	277	1,200	0	-100.00%
49-00 OTHER CURRENT CHARGES	0	0	0	500	
52-00 OPERATING SUPPLIES	6,276	8,556	14,030	10,000	-28.72%
52-07 UNIFORMS	0	0	0	1,580	
52-09 OTHER CLOTHING	0	0	0	800	
52-10 JANITORIAL SUPPLIES	0	0	0	100	
<b>OPERATING EXPENSES</b>	<b>298,700</b>	<b>274,722</b>	<b>354,540</b>	<b>403,194</b>	<b>13.72%</b>
<b>TOTAL EXPENSES</b>	<b>\$576,071</b>	<b>\$530,256</b>	<b>\$604,077</b>	<b>\$668,469</b>	<b>10.66%</b>

**FISCAL YEAR 1997  
BUDGET DETAIL  
SOLID WASTE  
COMMERCIAL**

450-1224-534				FY 96		PERCENT
ACCOUNT DESCRIPTION	93 - 94	94 - 95	ORIGINAL	FY 96 - 97	CHANGE	
	ACTUALS	ACTUALS	BUDGET	APPROVED	FY 96 - 97	
10-20 REGULAR SALARIES & WAGES	235,125	215,613	216,991	221,448	2.05%	
10-40 OVERTIME	27,075	12,374	18,000	18,000	0.00%	
25-00 OTHER FRINGE BENEFITS	50,173	50,321	0	0		
25-01 FICA	0	0	16,600	16,941	2.05%	
25-03 RETIREMENT CONTRIBUTIONS	0	0	9,765	11,886	21.72%	
25-04 LIFE/HEALTH INSURANCE	0	0	30,174	31,153	3.24%	
29-00 GENERAL & MERIT INC.	0	0	6,302	7,804	23.83%	
<b>PERSONAL SERVICES</b>	<b>312,373</b>	<b>278,308</b>	<b>297,832</b>	<b>307,232</b>	<b>3.16%</b>	
30-00 OPERATING EXPENDITURES	1,980	1,118	2,000	2,000	0.00%	
30-05 COUNTY LAND FILL	455,986	490,287	420,000	515,000	22.62%	
31-04 OTHER CONTRACTUAL SERVICE	0	0	130,000	130,000	0.00%	
40-00 TRAVEL AND PER DIEM	0	0	0	250		
40-02 SCHOOL AND TRAINING	0	0	0	500		
40-04 SAFETY PROGRAMS	0	0	0	500		
41-00 COMMUNICATIONS	0	0	0	600		
41-03 RADIO & PAGER	0	0	0	80		
42-01 VEHICLES & EQUIPMENT	200,904	194,807	170,572	180,000	5.53%	
46-00 REPAIR AND MAINTENANCE	2,289	2,426	2,400	2,400	0.00%	
49-00 OTHER CURRENT CHARGES	0	0	0	250		
52-00 OPERATING SUPPLIES	10,364	14,893	16,040	13,000	-18.95%	
52-07 UNIFORMS	0	0	0	1,770		
52-09 OTHER CLOTHING	0	0	0	900		
52-10 JANITORIAL SUPPLIES	0	0	0	100		
59-00 DEPRECIATION	177,056	0	0	0		
<b>OPERATING EXPENSES</b>	<b>848,579</b>	<b>703,531</b>	<b>741,012</b>	<b>847,350</b>	<b>14.35%</b>	
<b>TOTAL EXPENSES</b>	<b>\$1,160,952</b>	<b>\$981,839</b>	<b>\$1,038,844</b>	<b>\$1,154,582</b>	<b>11.14%</b>	



## CIP PROJECTS - SOLID WASTE

DATE 9/30/96

CIP- PROJ	PROJECT DESCRIPTION	DEPT REQUEST 1997	DEPT REQUEST 1998	DEPT REQUEST 1999	DEPT REQUEST 2000	DEPT REQUEST 2001	PROJECT TOTAL
--------------	------------------------	-------------------------	-------------------------	-------------------------	-------------------------	-------------------------	------------------

### SOLID WASTE

97P03	Op Center Warehouse Renovatio IMPROVEMENT TOTALS	185,000 185,000	0	0	0	0	185,000 185,000
97P10	Residential Refuse Truck	97,860	215,292	118,411		143,276	574,839
97P09	One Trash Crane Truck	67,650	74,415	81,857	90,042		313,964
97P04	Refuse Truckster/Scooters	52,500	57,750	63,525	69,878	76,865	320,518
97P08	Front Loader Commercial Truck	132,331	145,564	320,241	352,265	193,746	1,144,147
97P01	Commercial Refuse Dumpsters	80,000	80,000	50,000	50,000	50,000	310,000
97P05	Comm. Rear View Camera Units	4,700	4,900	5,100	5,300	5,600	25,600
99P07	Horticultural Pay Loader			102,000			102,000
99P12	Dumpster Hauler Vehicle			45,000			45,000
01P13	Replacement Vehicle					19,000	19,000
	REPLACEMENT TOTALS	435,041	577,921	786,134	567,485	488,487	2,855,068

<b>GRAND TOTAL SOLID WASTE</b>	<b>\$620,041</b>	<b>\$577,921</b>	<b>\$786,134</b>	<b>\$567,485</b>	<b>\$488,487</b>	<b>\$3,040,068</b>
--------------------------------	------------------	------------------	------------------	------------------	------------------	--------------------

# Stormwater Fund



STORMWATER  
FUND

**FISCAL YEAR 1997**  
**STORMWATER UTILITY FUND**  
**SUMMARY**

<b>BEGINNING BALANCE - UNRESTRICTED RESERVES (1)</b>		<b>\$221,600</b>
<b>ADD: BUDGETED REVENUES:</b>		
Stormwater Fees		\$868,900
<b>LESS: BUDGETED EXPENDITURES:</b>		
Personal Services	\$167,413	
Operations & Maintenance	219,050	
Storm Drain Repairs	200,000	
Lake Maintenance	25,000	
Monitoring Program (CIP)	66,500	
Transfers:		
General Fund Admin.	78,600	
Water/Sewer Reimbursement	25,000	
Self-Insurance	<u>11,150</u>	
		<u>\$792,713</u>
<b>BUDGETED CASH FLOW</b>		<b>\$76,187</b>
<b>ENDING BALANCE - UNRESTRICTED RESERVES</b>		<b><u>\$297,787</u></b>

(1) Audited balance 9/30/95 less cash reserves budgeted fiscal year 1996.



**STORMWATER FUND  
REVENUE SUMMARY**

	<u>ACTUAL 1992-93</u>	<u>ACTUAL 1993-94</u>	<u>ACTUAL 1994-95</u>	<u>PROJECTED 1995-96</u>	<u>APPROVED 1996-97</u>
STORMWATER FEES	\$475,366	\$516,800	\$510,310	\$851,300	\$868,900
INTEREST EARNED	1,271	0	20,159	20,000	0
OTHER	<u>4,717</u>	<u>0</u>	<u>82</u>	<u>0</u>	<u>0</u>
<b>TOTAL STORMWATER FUND</b>	<u><u>\$481,354</u></u>	<u><u>\$516,800</u></u>	<u><u>\$530,551</u></u>	<u><u>\$871,300</u></u>	<u><u>\$868,900</u></u>

**DIRECTOR OF  
DEVELOPMENT SERVICES**

- 1 CIVIL ENGINEER
- 1 SR. ENGINEERING TECH.(1)
- 1 FIELD & LABORATORY TECH.
- 1 CREW LEADER II
- 1 EQUIPMENT OPERATOR II
- 1 SERVICE WORKER I
- 1 ADMINISTRATIVE ASST. II (1)

**AUTHORIZED PERSONNEL:**

	1996 BASE BUDGET	1996 REVISED BUDGET	1997 DEPT REQUEST	1997 APPROVED BUDGET
STORMWATER	7	7	7	7

(1) Positions approved but not funded



FISCAL YEAR 1997

BUDGET DETAIL

FUND: 470 STORMWATER FUND

#	JOB TITLE	FY 97 APPROVED
STORMWATER		
1	Civil Engineer	\$42,952
1	Sr. Engineering Technician	1
1	Field/Lab Technician	25,884
1	Equipment Operator II	19,801
1	Crew Leader II	19,966
1	Service Worker I	18,449
1	Administrative Assistant II	1
7	Total Authorized Positions	127,054
	Regular Salaries	127,054
	Overtime	6,000
	Employer Payroll Expenses	31,252
	General & Merit Increase	<u>3,107</u>
		\$167,413

**FISCAL YEAR 1997  
BUDGET DETAIL  
STORMWATER UTILITY FUND**

470-6060-539

ACCOUNT DESCRIPTION	93 - 94 ACTUALS	94 - 95 ACTUALS	FY 96 ORIGINAL BUDGET	FY 96 - 97 APPROVED	PERCENT CHANGE FY 96 - 97
10-20 REGULAR SALARIES & WAGES	63,493	70,428	125,272	127,054	1.42%
10-40 OVERTIME	2,795	4,954	6,000	6,000	0.00%
25-00 OTHER FRINGE BENEFITS	13,715	16,685	0	0	
25-01 FICA	0	0	9,583	9,719	1.42%
25-03 RETIREMENT CONTRIBUTIONS	0	0	5,637	6,374	13.07%
25-04 LIFE/HEALTH INSURANCE	0	0	18,533	15,159	-18.21%
29-00 GENERAL & MERIT INC.	0	0	3,864	3,107	-19.59%
<b>PERSONAL SERVICES</b>	<b>80,003</b>	<b>92,067</b>	<b>168,889</b>	<b>167,413</b>	<b>-0.87%</b>
30-00 OPERATING EXPENDITURES	2,380	338	3,000	3,000	0.00%
30-07 SMALL TOOLS	0	0	500	500	0.00%
31-01 PROFESSIONAL SERVICES	18,531	4,998	15,000	115,000	666.67%
31-04 OTHER CONTRACTUAL SERVIC	103,354	56,338	75,512	200,000	164.86%
40-00 TRAVEL AND PER DIEM	0	0	0	500	
40-01 TRAVEL	0	62	500	500	0.00%
40-02 SCHOOL AND TRAINING	500	355	800	500	-37.50%
40-03 SAFETY	119	628	500	500	0.00%
41-01 TELEPHONE	0	0	500	500	0.00%
42-01 VEHICLES & EQUIPMENT	26,548	19,359	12,500	0	-100.00%
42-02 POSTAGE & FREIGHT	0	0	50	50	0.00%
42-10 EQUIP. SERVICES - REPAIRS	0	0	0	16,732	
42-11 EQUIP. SERVICES - FUEL	0	0	0	2,268	
43-00 UTILITY SERVICES	2,876	4,626	10,000	8,000	-20.00%
43-01 ELECTRICITY	0	0	0	5,000	
44-00 RENTALS & LEASES	0	0	400	400	0.00%
44-02 EQUIPMENT RENTAL	25	535	500	1,300	160.00%
46-00 REPAIR AND MAINTENANCE	1,148	3,849	5,400	9,000	66.67%
46-02 BUILDINGS & GROUND MAINT.	0	0	500	1,000	100.00%
46-04 EQUIP. MAINTENANCE	6	700	800	2,650	231.25%
46-05 STORM REPAIR	0	134	20,000	20,000	0.00%
46-08 LAKE MAINTENANCE	18,402	2,690	25,000	25,000	0.00%
46-12 ROAD REPAIRS	0	0	10,000	10,000	0.00%
47-05 PHOTO AND VIDEO	0	0	100	100	0.00%
47-06 PRINTING & BINDING	97	0	0	0	
49-00 OTHER CURRENT CHARGES	800	4,973	4,800	4,800	0.00%
51-00 OFFICE SUPPLIES	42	452	500	500	0.00%
51-01 STATIONARY	0	200	300	0	-100.00%
51-02 OTHER OFFICE SUPPLIES	0	0	0	200	
51-03 OFFICE EQUIP. < \$250	154	499	300	250	-16.67%
52-00 OPERATING SUPPLIES	6,359	8,713	10,000	12,000	20.00%
52-02 FUEL	0	1,621	1,500	1,500	0.00%
52-03 OIL & LUBE	0	288	200	200	0.00%
52-07 UNIFORMS	707	856	1,500	1,500	0.00%



**FISCAL YEAR 1997  
BUDGET DETAIL  
STORMWATER UTILITY FUND**

CONTINUED

470-6060-539 ACCOUNT DESCRIPTION	93 - 94 ACTUALS	94 - 95 ACTUALS	FY 96 ORIGINAL BUDGET	FY 96 - 97 APPROVED	PERCENT CHANGE FY 96 - 97
52-09 OTHER CLOTHING	265	100	400	400	0.00%
54-01 MEMBERSHIPS	0	0	200	200	0.00%
59-00 DEPRECIATION	<u>52,628</u>	<u>57,173</u>	<u>0</u>	<u>0</u>	
<b>OPERATING EXPENSES</b>	<b>234,941</b>	<b>169,487</b>	<b>201,262</b>	<b>444,050</b>	<b>120.63%</b>
60-30 IMPROVEMENTS O/T BUILDING	0	0	20,629	66,500	222.36%
91-00 TRANSFERS OUT	<u>100,310</u>	<u>81,920</u>	<u>110,520</u>	<u>114,750</u>	<u>3.83%</u>
<b>NON-OPERATING EXPENSE</b>	<b>100,310</b>	<b>81,920</b>	<b>131,149</b>	<b>181,250</b>	<b>38.20%</b>
<b>TOTAL EXPENSES</b>	<b><u>\$415,254</u></b>	<b><u>\$343,474</u></b>	<b><u>\$501,300</u></b>	<b><u>\$792,713</u></b>	<b><u>58.13%</u></b>

## CIP PROJECTS - STORMWATER

Date 9/30/96

CIP- PROJ	PROJECT DESCRIPTION	DEPT REQUEST 1997	DEPT REQUEST 1998	DEPT REQUEST 1999	DEPT REQUEST 2000	DEPT REQUEST 2001	PROJECT TOTAL
<b>STORMWATER</b>							
97V03	Lake Dredging 6th Ave. N./10th St	16,500					16,500
97V04	Gordon River Extension Study	50,000	50,000				100,000
	Improvement Totals	66,500				0	116,500
<b>GRAND TOTAL STORMWATER</b>		<b>\$66,500</b>				<b>\$0</b>	<b>\$116,500</b>



City  
Dock  
Fund

FISCAL YEAR 1977  
CITY DOCK FUND  
STATEMENT OF CASE FILE

\$128,500

ENDING BALANCE - CREDITED TO FUND

ADJ. SCHEDULED REVENUE

*CITY*

\$1,100,000

\$1,228,500

TOTAL AVAILABLE REVENUE

LESS: BUDGETED EXPENSES

*DOCK*

*FUND*

\$1,100,000

\$128,500

\$128,500

BUDGETED CASE FILE

ENDING BALANCE - UNRECORDED EXPENSES



FISCAL YEAR 1997

CITY DOCK FUND

STATEMENT OF CASH FLOW

<b>BEGINNING BALANCE - UNRESTRICTED RESERVES</b>		<b>\$158,200</b>
<b>ADD: BUDGETED REVENUES:</b>		
Dock Rentals	\$353,100	
Fuel Sales	576,000	
Bait & Misc. Sales	71,500	
State Grant	100,000	
Interest Income	<u>2,500</u>	
		<u>\$1,103,100</u>
<b>TOTAL AVAILABLE RESOURCES:</b>		<b>\$1,261,300</b>
<b>LESS: BUDGETED EXPENDITURES:</b>		
Personal Services	\$111,320	
Fuel Purchases	465,000	
Resale Inventory	52,000	
Operations and Maintenance	64,480	
Transfer - Administration	66,700	
Transfer - Self Insurance	8,200	
Debt Service Principal	86,447	
Debt Service Interest	18,690	
Renewal/Replacement	100,000	
Capital Expenditures	132,384	
Depreciation	<u>N/A</u>	
		<u>\$1,105,221</u>
<b>BUDGETED CASH FLOW</b>		<b>(\$2,121)</b>
<b>ENDING BALANCE - UNRESTRICTED RESERVES</b>		<b><u>\$156,079</u></b>

FISCAL YEAR 1997

CITY DOCK FUND

STATEMENT OF REVENUES, EXPENDITURES AND NET INCOME

ADD: BUDGETED REVENUES:

Dock Rentals	\$353,100	
Fuel Sales	576,000	
Bait & Misc. Sales	71,500	
Interest Income	<u>2,500</u>	
		\$1,003,100

LESS: BUDGETED EXPENDITURES:

Personal Services	\$111,320	
Fuel Purchases	465,000	
Resale Inventory	52,000	
Operations and Maintenance	64,480	
Transfer - Administration	66,700	
Transfer - Self Insurance	8,200	
Debt Service Principal	N/A	
Debt Service Interest	18,690	
Renewal/Replacement	N/A	
Depreciation	<u>79,000</u>	
		<u>\$865,390</u>

BUDGETED NET INCOME

\$137,710

NOTE: Budget schedule prepared on the full accrual accounting basis, consistent with preparation of annual audit report.



**CITY DOCK FUND  
REVENUE SUMMARY**

	<u>ACTUAL 1992-93</u>	<u>ACTUAL 1993-94</u>	<u>ACTUAL 1994-95</u>	<u>PROJECTED 1995-96</u>	<u>APPROVED 1996-97</u>
DOCK RENTALS	\$297,433	\$311,115	\$312,586	\$335,000	\$353,100
FUEL SALES	414,442	512,281	596,933	560,000	576,000
BAIT & MISCELLANEOUS SALE	43,860	52,140	69,954	65,000	71,500
INTEREST INCOME	3,668	3,431	9,023	2,500	2,500
COLLIER COUNTY GRANT	N/A	0	0	0	0
GRANTS	N/A	N/A	N/A	N/A	100,000
OTHER REVENUE	<u>1,263</u>	<u>0</u>	<u>0</u>	<u>0</u>	<u>0</u>
<b>TOTAL CITY DOCK FUND</b>	<b><u>\$760,666</u></b>	<b><u>\$878,967</u></b>	<b><u>\$988,496</u></b>	<b><u>\$962,500</u></b>	<b><u>\$1,103,100</u></b>

FISCAL YEAR 1997

BUDGET DETAIL

FUND: 460 CITY DOCK FUND

FY 97 APPROVED

#	JOB TITLE	FY 97 APPROVED
CITY DOCK		
1	Dock Master	\$27,284
2	Dockkeeper	40,359
3 Total Authorized Positions		67,643
	Regular Salaries	67,643
	Other Salaries & Wages	10,000
	Overtime	11,000
	Employer Payroll Expenses	20,288
	General & Merit Increase	<u>2,389</u>
		\$111,320



**FISCAL YEAR 1997  
BUDGET DETAIL  
CITY DOCK FUND**

460-0915-572

ACCOUNT DESCRIPTION	93 - 94 ACTUALS	94 - 95 ACTUALS	FY 96 ORIGINAL BUDGET	FY 96 - 97 APPROVED	PERCENT CHANGE FY 96 - 97
10-20 REGULAR SALARIES & WAGES	69,665	72,537	62,354	67,643	8.48%
10-30 OTHER SALARIES	3,698	0	10,000	10,000	0.00%
10-40 OVERTIME	13,661	11,615	11,000	11,000	0.00%
25-00 OTHER FRINGE BENEFITS	15,248	17,874	0	0	
25-01 FICA	0	0	4,770	5,175	8.49%
25-03 RETIREMENT CONTRIBUTIONS	0	0	2,806	3,720	32.57%
25-04 LIFE/HEALTH INSURANCE	0	0	11,226	11,393	1.49%
29-00 GENERAL & MERIT INC.	0	0	1,745	2,389	36.91%
<b>PERSONAL SERVICES</b>	<b>102,272</b>	<b>102,026</b>	<b>103,901</b>	<b>111,320</b>	<b>7.14%</b>
30-00 OPERATING EXPENDITURES	2,827	11,677	5,000	8,000	60.00%
31-01 PROFESSIONAL SERVICES	2,905	1,356	1,200	1,200	0.00%
31-04 OTHER CONTRACTUAL SVCS	180	180	180	180	0.00%
40-01 TRAVEL	231	436	500	500	0.00%
40-02 SCHOOL AND TRAINING	613	540	1,000	1,000	0.00%
41-00 COMMUNICATIONS	1,631	1,309	2,000	2,000	0.00%
43-00 UTILITY SERVICES	14,835	13,858	16,000	0	-100.00%
43-01 ELECTRICITY	0	0	0	15,000	
43-02 WATER, SEWER, GARBAGE	0	4,812	0	5,000	
46-00 REPAIR AND MAINTENANCE	7,957	16,404	5,000	8,000	60.00%
47-00 PRINTING AND BINDING	7,230	8,294	500	0	-100.00%
47-02 ADVERTISING (NON LEGAL)	0	924	10,000	12,000	20.00%
49-00 OTHER CURRENT CHARGES	791	160	250	250	0.00%
51-00 OFFICE SUPPLIES	125	1	200	200	0.00%
51-06 RESALE SUPPLIES	51,968	54,722	52,000	52,000	0.00%
52-00 OPERATING SUPPLIES	9,087	5,267	5,000	11,000	120.00%
52-02 FUEL	444,507	498,423	450,000	465,000	3.33%
54-00 BOOKS, PUBS, SUBS, MEMBS	0	946	150	150	0.00%
59-00 DEPRECIATION	90,566	108,225	0	0	
<b>OPERATING EXPENSES</b>	<b>635,453</b>	<b>727,534</b>	<b>548,980</b>	<b>581,480</b>	<b>5.92%</b>
60-30 IMPROVEMENTS O/T BUILDING	36,282	0	0	132,384	
60-39 RENEWAL & REPLACEMENT	99,585	0	100,000	81,050	-18.95%
60-70 VEHICLES	0	0	0	18,950	
70-10 PRINCIPAL AND INTEREST	30,343	17,756	98,853	105,137	6.36%
91-00 TRANSFERS OUT	64,110	68,200	71,300	74,900	5.05%
<b>NON-OPERATING EXPENSES</b>	<b>230,320</b>	<b>85,956</b>	<b>270,153</b>	<b>412,421</b>	<b>52.66%</b>
<b>TOTAL EXPENSES</b>	<b>\$968,045</b>	<b>\$915,516</b>	<b>\$923,034</b>	<b>\$1,105,221</b>	<b>19.74%</b>

## CIP PROJECTS - CITY DOCK

Date 9/30/96

CIP- PROJ	PROJECT DESCRIPTION	DEPT REQUEST 1997	DEPT REQUEST 1998	DEPT REQUEST 1999	DEPT REQUEST 2000	DEPT REQUEST 2001	PROJECT TOTAL
--------------	------------------------	-------------------------	-------------------------	-------------------------	-------------------------	-------------------------	------------------

### CITY DOCK

97Q01	Naples Landing Redevelopment	132,384	132,385				264,769
97Q04	Vehicle	18,950					18,950
01Q05	Redecking Finger Docks					6,000	6,000
	Replacement Totals	151,334	132,385	0	0	6,000	289,719

<b>GRAND TOTAL CITY DOCK</b>	<b>\$151,334</b>	<b>\$132,385</b>	<b>\$0</b>	<b>\$0</b>	<b>\$6,000</b>	<b>\$289,719</b>
------------------------------	------------------	------------------	------------	------------	----------------	------------------



CIP PROJECTS - CITY DOCK

Date 01/03/08

DEPT	DEPT	DEPT	DEPT	DEPT	DEPT	CIP PROJECT	PROJ DESCRIPTION
1987	1988	1989	2000	2001	TOTAL		

CITY DOCK

01001	01004	01005					
Marine Landing Redevelopment	Vehicle	Packaging Freight Docks					
132,584	18,350	8,000	8,000	0	156,934		
132,584	18,350	8,000	8,000	0	156,934		

# TENNIS

# FUND

**FISCAL YEAR 1997**  
**TENNIS ENTERPRISE FUND**  
**SUMMARY**

<b>BEGINNING BALANCE - UNRESTRICTED RESERVES</b>		<b>\$-0-</b>
<b>ADD: BUDGETED REVENUES:</b>		
Memberships	\$61,750	
Daily Play	25,000	
Lessons/Clinics	36,700	
Tournaments	26,000	
Other Income	24,400	
Construction Loan	<u>500,000</u>	
		<u>\$673,850</u>
<b>TOTAL AVAILABLE RESOURCES</b>		<b>\$673,850</b>
<b>LESS: BUDGETED EXPENDITURES:</b>		
Personal Services	\$122,591	
Operating Expenses	45,375	
Transfer - Administration	13,000	
Capital Project	<u>500,000</u>	
		<u>\$680,966</u>
<b>BUDGETED CASH FLOW</b>		<b>(\$7,116)</b>
<b>ENDING BALANCE - UNRESTRICTED RESERVES</b>		<b><u>(\$7,116)</u></b>

(1) Estimated Construction Loan Repayment Schedules

	<u>Principal</u>	<u>Interest @ 6%</u>
1997	\$-0-	\$15,000 (6 months)
1998	20,000	30,000
1999	21,200	28,800
2000	22,472	27,528
2001	23,820	26,180
2002	25,250	24,750
2003	26,765	23,235
2004	28,370	21,630
2005	30,073	19,927
2006	31,877	18,123
2007	33,790	16,210
2008	35,817	14,183
2009	37,966	12,034
2010	40,244	9,756
2011	42,659	7,341
2012	45,218	4,782
2013	<u>34,479</u>	<u>2,069</u>
	\$500,000	\$301,548



FISCAL YEAR 1997

BUDGET DETAIL

FUND: 480 TENNIS FUND

#	JOB TITLE	FY 97 APPROVED
TENNIS		
1	Tennis Supervisor	\$33,051
1	Recreation Aide II	17,931
1.6	Recreation Aide I	26,877
3.6	Total Authorized Positions	77,859
	Regular Salaries	77,859
	Other Salaries & Wages	19,872
	Overtime	1,718
	Employer Payroll Expenses	20,442
	General & Merit Increase	<u>2,700</u>
		\$122,591

**FISCAL YEAR 1997  
BUDGET DETAIL  
COMMUNITY SERVICES  
TENNIS FUND**

480-0912-572

ACCOUNT DESCRIPTION		93 - 94 ACTUALS	94 - 95 ACTUALS	FY 96 ORIGINAL BUDGET	FY 96 - 97 APPROVED	PERCENT CHANGE FY 96 - 97
10-20	REGULAR SALARIES & WAGES	60,637	67,936	76,113	77,859	2.29%
10-30	OTHER SALARIES	0	2,430	0	19,872	
10-40	OVERTIME	3,563	5,013	1,718	1,718	0.00%
25-00	OTHER FRINGE BENEFITS	14,005	14,999	0	0	
25-01	FICA	0	0	5,823	6,879	18.13%
25-03	RETIREMENT CONTRIBUTIONS	0	0	3,425	3,744	9.31%
25-04	LIFE/HEALTH INSURANCE	0	0	11,996	9,819	-18.15%
29-00	GENERAL & MERIT INC.	0	0	2,467	2,700	9.44%
	<b>PERSONAL SERVICES</b>	<b>78,205</b>	<b>90,378</b>	<b>101,542</b>	<b>122,591</b>	<b>20.73%</b>
30-00	OPERATING EXPENDITURES	12,454	15,163	5,000	6,200	24.00%
31-00	PROFESSIONAL SERVICES	29,515	0	0	0	
31-01	PROFESSIONAL SERVICES	0	4	0	0	
31-04	OTHER CONTRACTUAL SVCS	510	300	4,300	8,600	100.00%
41-00	COMMUNICATIONS	964	1,082	1,000	1,800	80.00%
43-00	UTILITY SERVICES	5,510	5,872	6,000	0	-100.00%
43-01	ELECTRICITY	0	0	0	6,000	
46-00	REPAIR AND MAINTENANCE	1,215	9,249	10,000	10,000	0.00%
47-00	PRINTING AND BINDING	199	34	500	2,000	300.00%
47-06	DUPLICATING	0	17	500	500	0.00%
49-00	OTHER CURRENT CHARGES	234	66	150	0	-100.00%
51-00	OFFICE SUPPLIES	129	516	200	225	12.50%
51-06	RESALE SUPPLIES	6,493	9,767	6,000	7,700	28.33%
52-00	OPERATING SUPPLIES	843	2,228	2,000	2,000	0.00%
54-00	BOOKS, PUBS, SUBS, MEMBS	0	379	0	0	
54-01	MEMBERSHIPS	25	0	350	350	0.00%
	<b>OPERATING EXPENSES</b>	<b>58,091</b>	<b>44,677</b>	<b>36,000</b>	<b>45,375</b>	<b>26.04%</b>
60-30	IMPROVEMENTS O/T BUILDING	0	0	0	500,000	
60-40	MACHINERY EQUIP	0	3,724	0	0	
91-00	TRANSFER OUT	0	0	0	13,000	
	<b>NON-OPERATING EXPENSES</b>	<b>0</b>	<b>3,724</b>	<b>0</b>	<b>513,000</b>	
	<b>TOTAL EXPENSES</b>	<b>\$136,296</b>	<b>\$138,779</b>	<b>\$137,542</b>	<b>\$680,966</b>	<b>395.10%</b>



# Special Revenue Funds

# Taxing Districts



Approved: \_\_\_\_\_  
Date: \_\_\_\_\_

THE BOARD OF SUPERVISORS OF THE CITY OF SAN FRANCISCO  
DO HEREBY CERTIFY THAT THE FOLLOWING IS A TRUE AND CORRECT  
COPY OF THE RESOLUTION OF THE BOARD OF SUPERVISORS  
PASSED AT A REGULAR MEETING HELD ON THE \_\_\_\_\_ DAY OF  
MAY, 1971, AT SAN FRANCISCO, CALIFORNIA.

# *MOORINGS BAY*

# *TAX DISTRICT*

SECTION 1. The Board of Supervisors hereby certifies that the  
following is a true and correct copy of the resolution of the  
Board of Supervisors of the City of San Francisco, California,  
passed at a regular meeting held on the \_\_\_\_\_ day of  
May, 1971, at San Francisco, California.

SECTION 2. The Board of Supervisors hereby certifies that the  
following is a true and correct copy of the resolution of the  
Board of Supervisors of the City of San Francisco, California,  
passed at a regular meeting held on the \_\_\_\_\_ day of  
May, 1971, at San Francisco, California.

SECTION 3. The Board of Supervisors hereby certifies that the  
following is a true and correct copy of the resolution of the  
Board of Supervisors of the City of San Francisco, California,  
passed at a regular meeting held on the \_\_\_\_\_ day of  
May, 1971, at San Francisco, California.

ORDINANCE 96-7824

AN ORDINANCE DETERMINING AND FIXING THE 1996 TAX LEVY AND MILLAGE RATE FOR THE MOORINGS BAY SPECIAL TAXING DISTRICT, FOR THE PURPOSE OF PROVIDING SUFFICIENT FUNDS FOR THE OPERATIONS OF THE SPECIAL TAXING DISTRICT; PROVIDING A SEVERABILITY CLAUSE, A REPEALER PROVISION AND AN EFFECTIVE DATE.

WHEREAS, the 1996 Tax Assessment Roll has been prepared, equalized and certified, showing:

Total Assessed Valuation of  
Real and Personal Property . . . . . \$500,526,014

NOW, THEREFORE, BE IT ORDAINED BY THE COUNCIL OF THE CITY OF NAPLES, FLORIDA:

Section 1. That the tax levy and millage rate for the Moorings Bay Special Taxing District for the year 1996 be, and the same is, hereby fixed and determined to be .1000.

Section 2. That the tax levy and millage rate have been fixed and determined in accordance with the following assessments and findings of the City Council, and making allowances for tax delinquents, discounts and losses therein, show, to-wit:

Moorings Bay Special Taxing District  
.1000 mills . . . . . \$48,500

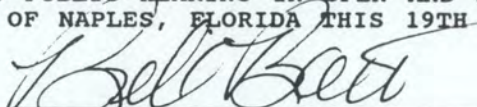
Section 3. If any word, phrase, clause, subsection or section of this ordinance is for any reason held unconstitutional or invalid, the invalidity thereof shall not affect the validity of any remaining portions of this ordinance.

Section 4. That all sections or parts of sections of the Code of Municipal Ordinances, all ordinances or parts of ordinances, and all resolutions or parts of resolutions in conflict herewith, be and the same are hereby repealed to the extent of such conflict.


Section 5. This ordinance shall take effect October 1, 1996.


APPROVED AT FIRST READING THIS 5TH DAY OF SEPTEMBER, 1996.

PASSED AND ADOPTED AT SECOND READING AND PUBLIC HEARING IN OPEN AND SPECIAL SESSION OF THE CITY COUNCIL OF THE CITY OF NAPLES, FLORIDA THIS 19TH DAY OF SEPTEMBER, 1996.

  
Bill Barnett, Mayor

Approved as to form and legality

  
Maria J. Chiaro, City Attorney

Attest:  
  
Virginia A. Neet  
Deputy City Clerk  
M:\REF\COUNCIL\ORD\96-7824



FISCAL YEAR 1997

MOORINGS BAY TAX DISTRICT

FUND SUMMARY

<b>BEGINNING BALANCE - UNRESTRICTED RESERVES</b>		<b>\$357,100</b>
<b>ADD: BUDGETED REVENUES:</b>		
Property Tax (at 0.10 mills) (1)	<u>\$48,500</u>	<u>\$48,500</u>
<b>TOTAL AVAILABLE RESOURCES:</b>		<b>\$405,600</b>
<b>LESS: BUDGETED EXPENDITURES:</b>		
Operations & Maintenance	<u>\$21,250</u>	<u>\$21,250</u>
<b>BUDGETED CASH FLOW</b>		<b>\$27,250</b>
<b>ENDING BALANCE - UNRESTRICTED RESERVES</b>		<b><u>\$384,350</u></b>

(1) 97% Collection Rate.

**FISCAL YEAR 1997  
BUDGET DETAIL  
MOORINGS BAY TAX DISTRICT**

360-0608-537

ACCOUNT DESCRIPTION	93 - 94 ACTUALS	94 - 95 ACTUALS	FY 96 ORIGINAL BUDGET	FY 96 - 97 APPROVED	PERCENT CHANGE FY 96 - 97
10-20 REGULAR SALARIES & WAGE	0	0	2,000	2,000	0.00%
25-00 OTHER FRINGE BENEFITS	0	0	500	500	0.00%
<b>PERSONAL SERVICES</b>	<b>0</b>	<b>0</b>	<b>2,500</b>	<b>2,500</b>	<b>0.00%</b>
30-00 OPERATING EXPENDITURES	2,653	246	3,500	3,500	0.00%
31-01 PROFESSIONAL SERVICES	133,522	47,478	10,000	10,000	0.00%
31-04 OTHER CONTRACTUAL SVCS	14,984	0	2,000	2,000	0.00%
46-00 REPAIR AND MAINTENANCE	168	1,447	2,000	2,000	0.00%
49-00 OTHER CURRENT CHARGES	654	0	1,000	1,000	0.00%
52-00 OPERATING SUPPLIES	0	0	250	250	0.00%
<b>OPERATING EXPENSES</b>	<b>151,981</b>	<b>49,171</b>	<b>18,750</b>	<b>18,750</b>	<b>0.00%</b>
70-10 PRINCIPAL AND INTEREST	0	0	24,157	0	-100.00%
91-00 TRANSFERS OUT	0	33,402	119,600	0	-100.00%
<b>NON-OPERATING EXPENS</b>	<b>0</b>	<b>33,402</b>	<b>143,757</b>	<b>0</b>	<b>-100.00%</b>
<b>TOTAL EXPENSES</b>	<b>\$151,981</b>	<b>\$82,573</b>	<b>\$165,007</b>	<b>\$21,250</b>	<b>-87.12%</b>





ORDINANCE 96-7823

AN ORDINANCE DETERMINING AND FIXING THE 1996 TAX LEVY AND MILLAGE RATE FOR THE EAST NAPLES BAY SPECIAL TAXING DISTRICT, FOR THE PURPOSE OF PROVIDING SUFFICIENT FUNDS FOR THE OPERATIONS OF THE SPECIAL TAXING DISTRICT; PROVIDING A SEVERABILITY CLAUSE, A REPEALER PROVISION AND AN EFFECTIVE DATE.

WHEREAS, the 1996 Tax Assessment Roll has been prepared, equalized and certified, showing:

Total Assessed Valuation of  
Real and Personal Property . . . . . \$131,997,018

NOW, THEREFORE, BE IT ORDAINED BY THE COUNCIL OF THE CITY OF NAPLES, FLORIDA:

Section 1. That the tax levy and millage rate for the East Naples Bay Special Taxing District for the year 1996 be, and the same is, hereby fixed and determined to be .5000.

Section 2. That the tax levy and millage rate have been fixed and determined in accordance with the following assessments and findings of the City Council, and making allowances for tax delinquents, discounts and losses therein, show, to-wit:

East Naples Bay Special Taxing District  
.5000 mills. . . . . \$64,050


Section 3. If any word, phrase, clause, subsection or section of this ordinance is for any reason held unconstitutional or invalid, the invalidity thereof shall not affect the validity of any remaining portions of this ordinance.

Section 4. That all sections or parts of sections of the Code of Municipal Ordinances, all ordinances or parts of ordinances, and all resolutions or parts of resolutions in conflict herewith, be and the same are hereby repealed to the extent of such conflict.

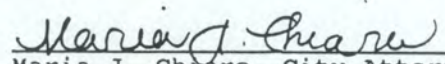
Section 5. This ordinance shall take effect October 1, 1996.

APPROVED AT FIRST READING THIS 5TH DAY OF SEPTEMBER, 1996.

PASSED AND ADOPTED AT SECOND READING AND PUBLIC HEARING IN OPEN AND SPECIAL SESSION OF THE CITY COUNCIL OF THE CITY OF NAPLES, FLORIDA THIS 19TH DAY OF SEPTEMBER, 1996.

  
\_\_\_\_\_  
Bill Barnett, Mayor

Attest:  
  
\_\_\_\_\_  
Virginia A. Neet  
Deputy City Clerk  
M:\REF\COUNCIL\ORD\96-7823

Approved as to form and legality:  
  
\_\_\_\_\_  
Maria J. Chiaro, City Attorney



**FISCAL YEAR 1997**  
**EAST NAPLES BAY TAX DISTRICT**  
**FUND SUMMARY**

<b>BEGINNING BALANCE - UNRESTRICTED RESERVES</b>		<b>\$50,400</b>
<b>ADD: BUDGETED REVENUES:</b>		
Property Tax (at 0.5 mills) (1)	<u>\$64,050</u>	<u>\$64,050</u>
<b>TOTAL AVAILABLE RESOURCES:</b>		<b>\$114,450</b>
<b>LESS: BUDGETED EXPENDITURES:</b>		
Operations & Maintenance	\$4,750	
Debt Service	<u>73,400</u>	<u>\$78,150</u>
<b>BUDGETED CASH FLOW</b>		<b>(\$14,100)</b>
<b>ENDING BALANCE - UNRESTRICTED RESERVES</b>		<b><u>\$36,300</u></b>
(1)	97% Collection Rate.	

**FISCAL YEAR 1997  
BUDGET DETAIL  
EAST NAPLES BAY TAX DISTRICT**

350-0608-537		FUND SUMMARY		FY 96	FY 96 - 97	PERCENT
ACCOUNT DESCRIPTION		93 - 94	94 - 95	ORIGINAL	APPROVED	CHANGE
		ACTUALS	ACTUALS	BUDGET		FY 96 - 97
10-20	REGULAR SALARIES & WAGES	0	0	2,000	2,000	0.00%
25-00	OTHER FRINGE BENEFITS	0	0	250	250	0.00%
	<b>PERSONAL SERVICES</b>	<b>0</b>	<b>0</b>	<b>2,250</b>	<b>2,250</b>	<b>0.00%</b>
30-00	OPERATING EXPENDITURES	191	195	250	250	0.00%
46-00	REPAIR AND MAINTENANCE	0	0	1,000	1,000	0.00%
49-00	OTHER CURRENT CHARGES	203	0	1,000	1,000	0.00%
52-00	OPERATING SUPPLIES	0	0	250	250	0.00%
	<b>OPERATING EXPENSES</b>	<b>394</b>	<b>195</b>	<b>2,500</b>	<b>2,500</b>	<b>0.00%</b>
91-00	TRANSFERS OUT	60,577	66,872	65,986	73,400	11.24%
	<b>NON-OPERATING EXPENSES</b>	<b>60,577</b>	<b>66,872</b>	<b>65,986</b>	<b>73,400</b>	<b>11.24%</b>
	<b>TOTAL EXPENSES</b>	<b>\$60,971</b>	<b>\$67,067</b>	<b>\$70,736</b>	<b>\$78,150</b>	<b>10.48%</b>



Streets

Fund

FISCAL YEAR 1981

STREETS FUND

COMMENT

# STREETS

# FUND

ACCOUNT NUMBER	DESCRIPTION	AMOUNT
100-000-0000	STREETS	1,000,000
100-000-0001	STREETS	1,000,000
100-000-0002	STREETS	1,000,000
100-000-0003	STREETS	1,000,000
100-000-0004	STREETS	1,000,000
100-000-0005	STREETS	1,000,000
100-000-0006	STREETS	1,000,000
100-000-0007	STREETS	1,000,000
100-000-0008	STREETS	1,000,000
100-000-0009	STREETS	1,000,000
100-000-0010	STREETS	1,000,000
100-000-0011	STREETS	1,000,000
100-000-0012	STREETS	1,000,000
100-000-0013	STREETS	1,000,000
100-000-0014	STREETS	1,000,000
100-000-0015	STREETS	1,000,000
100-000-0016	STREETS	1,000,000
100-000-0017	STREETS	1,000,000
100-000-0018	STREETS	1,000,000
100-000-0019	STREETS	1,000,000
100-000-0020	STREETS	1,000,000
100-000-0021	STREETS	1,000,000
100-000-0022	STREETS	1,000,000
100-000-0023	STREETS	1,000,000
100-000-0024	STREETS	1,000,000
100-000-0025	STREETS	1,000,000
100-000-0026	STREETS	1,000,000
100-000-0027	STREETS	1,000,000
100-000-0028	STREETS	1,000,000
100-000-0029	STREETS	1,000,000
100-000-0030	STREETS	1,000,000
100-000-0031	STREETS	1,000,000
100-000-0032	STREETS	1,000,000
100-000-0033	STREETS	1,000,000
100-000-0034	STREETS	1,000,000
100-000-0035	STREETS	1,000,000
100-000-0036	STREETS	1,000,000
100-000-0037	STREETS	1,000,000
100-000-0038	STREETS	1,000,000
100-000-0039	STREETS	1,000,000
100-000-0040	STREETS	1,000,000
100-000-0041	STREETS	1,000,000
100-000-0042	STREETS	1,000,000
100-000-0043	STREETS	1,000,000
100-000-0044	STREETS	1,000,000
100-000-0045	STREETS	1,000,000
100-000-0046	STREETS	1,000,000
100-000-0047	STREETS	1,000,000
100-000-0048	STREETS	1,000,000
100-000-0049	STREETS	1,000,000
100-000-0050	STREETS	1,000,000
100-000-0051	STREETS	1,000,000
100-000-0052	STREETS	1,000,000
100-000-0053	STREETS	1,000,000
100-000-0054	STREETS	1,000,000
100-000-0055	STREETS	1,000,000
100-000-0056	STREETS	1,000,000
100-000-0057	STREETS	1,000,000
100-000-0058	STREETS	1,000,000
100-000-0059	STREETS	1,000,000
100-000-0060	STREETS	1,000,000
100-000-0061	STREETS	1,000,000
100-000-0062	STREETS	1,000,000
100-000-0063	STREETS	1,000,000
100-000-0064	STREETS	1,000,000
100-000-0065	STREETS	1,000,000
100-000-0066	STREETS	1,000,000
100-000-0067	STREETS	1,000,000
100-000-0068	STREETS	1,000,000
100-000-0069	STREETS	1,000,000
100-000-0070	STREETS	1,000,000
100-000-0071	STREETS	1,000,000
100-000-0072	STREETS	1,000,000
100-000-0073	STREETS	1,000,000
100-000-0074	STREETS	1,000,000
100-000-0075	STREETS	1,000,000
100-000-0076	STREETS	1,000,000
100-000-0077	STREETS	1,000,000
100-000-0078	STREETS	1,000,000
100-000-0079	STREETS	1,000,000
100-000-0080	STREETS	1,000,000
100-000-0081	STREETS	1,000,000
100-000-0082	STREETS	1,000,000
100-000-0083	STREETS	1,000,000
100-000-0084	STREETS	1,000,000
100-000-0085	STREETS	1,000,000
100-000-0086	STREETS	1,000,000
100-000-0087	STREETS	1,000,000
100-000-0088	STREETS	1,000,000
100-000-0089	STREETS	1,000,000
100-000-0090	STREETS	1,000,000
100-000-0091	STREETS	1,000,000
100-000-0092	STREETS	1,000,000
100-000-0093	STREETS	1,000,000
100-000-0094	STREETS	1,000,000
100-000-0095	STREETS	1,000,000
100-000-0096	STREETS	1,000,000
100-000-0097	STREETS	1,000,000
100-000-0098	STREETS	1,000,000
100-000-0099	STREETS	1,000,000
100-000-0100	STREETS	1,000,000

Florida's Department of Transportation is the lead agency for the State's transportation program. The Department is responsible for the planning, financing, and construction of the State's transportation system. The Department also oversees the operations of the State's transportation agencies.



FISCAL YEAR 1997

STREETS FUND

SUMMARY

**BEGINNING BALANCE**

Unrestricted Reserves	\$341,200
Impact Fee Projects	653,100
Comp Plan Projects	<u>324,000</u>

\$1,318,300

**ADD: BUDGETED REVENUES:**

6-Cent Gas Tax	1,136,112
5-Cent Gas Tax (1)	674,386
Road Impact Fees (2)	200,000
State Shared Revenue	147,895
Other Income	<u>50,000</u>

\$2,208,393

**TOTAL AVAILABLE RESOURCES:**

\$3,526,693

**LESS: BUDGETED EXPENDITURES:**

Personal Services	199,645
Contract Repair	200,000
Street Lighting	270,000
Operations and Maintenance	178,450
Transfer - Engineering (30%)	157,500
Transfer - Self-Insurance	10,000
Transfer - Reimbursed Admin	118,100
Comp. Plan Projects (1)	600,000
Impact Fee Projects (2)	248,400
CIP Projects	431,906
Contingency	<u>50,000</u>

\$2,464,001

**BUDGETED CASH FLOW**

(\$255,608)

**ENDING BALANCE**

\$1,062,692

Unrestricted Reserves	\$133,992
Impact Fee Projects	604,700
Comp. Plan Projects	324,000

(1) Florida Statutes require that proceeds of the 5-Cent Local Option Gas Tax fund only street projects specifically identified in City's Comprehensive Plan.

(2) Road Impact Fee used only to fund roadway capacity improvement projects.

**STREETS FUND  
REVENUE SUMMARY**

	<u>ACTUAL 1992-93</u>	<u>ACTUAL 1993-94</u>	<u>ACTUAL 1994-95</u>	<u>PROJECTED 1995-96</u>	<u>APPROVED 1996-97</u>
6-CENT LOCAL GAS TAX	\$1,053,956	\$1,062,565	\$1,107,823	\$1,050,000	\$1,136,112
5-CENT LOCAL GAS TAX	N/A	438,716	632,776	580,000	674,386
STATE REVENUE SHARING	136,159	135,001	158,084	140,000	147,895
TRANSFER-UTILITY TAX (1)	279,990	136,897	N/A	N/A	N/A
ROAD IMPACT FEES	200,000	197,242	200,000	200,000	200,000
COLLIER COUNTY	N/A	N/A	272,523	N/A	N/A
OTHER INCOME	<u>165,865</u>	<u>35,925</u>	<u>161,708</u>	<u>50,000</u>	<u>50,000</u>
<b>TOTAL STREETS</b>	<u><u>\$1,835,970</u></u>	<u><u>\$2,006,346</u></u>	<u><u>\$2,532,914</u></u>	<u><u>\$2,020,000</u></u>	<u><u>\$2,208,393</u></u>

(1) One percent Utility Tax dedicated to street overlay program, rescinded mid-year fiscal year 1994.



**DIRECTOR OF  
DEVELOPMENT SERVICES**

- 1 TRAFFIC ENGINEER
- 1 SIGNAL TECHNICIAN
- 2 TRAFFIC CONTROL TECH.
- 1 SERVICE WORKER I

APPROVED 1998-99	PROJECTED 1998-99	ACTUAL 1997-98	ACTUAL 1996-97	ACTUAL 1995-96
\$1,188,112	\$1,080,000			
674,386	820,000			
147,885	140,000			
N/A	N/A			
200,000	200,000	200,000	187,345	200,000
N/A	N/A	272,253	N/A	N/A
50,000	50,000	187,708	32,952	188,888
<u>\$1,208,388</u>	<u>\$2,000,000</u>	<u>\$2,272,274</u>	<u>\$2,020,345</u>	<u>\$1,868,888</u>

**AUTHORIZED PERSONNEL:**

	1996 BASE BUDGET	1996 REVISED BUDGET	1997 DEPT REQUEST	1997 APPROVED BUDGET
TRAFFIC CONTROL	5	5	5	5

FISCAL YEAR 1997

BUDGET DETAIL

FUND: 390 STREETS FUND

#	JOB TITLE	FY 97 APPROVED
STREETS AND TRAFFIC		
1	Traffic Engineer	\$44,874
1	Signal Technician	29,200
2	Traffic Control Technician	55,949
1	Service Worker I	18,127
5	Total Authorized Positions	148,150
	Regular Salaries	148,150
	Overtime	8,460
	Employer Payroll Expenses	38,164
	General & Merit Increase	4,871
		\$199,645



**FISCAL YEAR 1997  
BUDGET DETAIL  
STREETS FUND**

390-6565-541 ACCOUNT DESCRIPTION	93 - 94 ACTUALS	94 - 95 ACTUALS	FY 96 ORIGINAL BUDGET	FY 96 - 97 APPROVED	PERCENT CHANGE FY 96 - 97
10-20 REGULAR SALARIES & WAGES	86,530	82,603	136,347	148,150	8.66%
10-30 OTHER SALARIES	0	2,100	0	0	
10-40 OVERTIME	4,960	4,668	8,460	8,460	0.00%
25-00 OTHER FRINGE BENEFITS	19,789	19,536	0	0	
25-01 FICA	0	0	10,431	11,334	8.66%
25-03 RETIREMENT CONTRIBUTIONS	0	0	6,136	7,857	28.05%
25-04 LIFE/HEALTH INSURANCE	0	0	22,121	18,973	-14.23%
29-00 GENERAL & MERIT INC.	0	0	4,146	4,871	17.49%
<b>PERSONAL SERVICES</b>	<b>111,279</b>	<b>108,907</b>	<b>187,641</b>	<b>199,645</b>	<b>6.40%</b>
30-00 OPERATING EXPENDITURES	1,165	40	1,000	1,000	0.00%
31-01 PROFESSIONAL SERVICES	1,743	0	50,000	20,000	-60.00%
31-04 OTHER CONTRACTUAL SERVICES	271,847	112,872	200,000	200,000	0.00%
31-41 UTILITY TAX OVERLAY	165,883	0	0	0	
31-42 GAS TAX OVERLAY	290,333	473,283	580,000	600,000	3.45%
40-01 TRAVEL	0	137	300	300	0.00%
40-02 SCHOOL AND TRAINING	646	813	1,000	1,000	0.00%
40-03 SAFETY	0	0	200	200	0.00%
41-00 COMMUNICATIONS	0	23	0	1,000	
41-01 TELEPHONE	3,272	1,820	3,000	400	-86.67%
41-03 RADIO & PAGER	0	0	140	200	42.86%
42-01 VEHICLES & EQUIPMENT	9,940	11,074	20,000	0	-100.00%
42-02 POSTAGE & FREIGHT	497	868	350	750	114.29%
42-10 EQUIP. SERVICES - REPAIRS	0	0	0	22,298	
42-11 EQUIP. SERVICES - FUEL	0	0	0	2,702	
43-00 UTILITY SERVICES	248,137	253,878	270,000	270,000	0.00%
44-02 EQUIPMENT RENTAL	1,261	966	1,120	1,000	-10.71%
45-01 UNEMPLOYMENT COMPENSATIO	6,500	493	0	0	
46-00 REPAIR AND MAINTENANCE	8,259	2,229	20,000	20,000	0.00%
46-04 EQUIP. MAINTENANCE	0	1,774	20,000	10,000	-50.00%
46-06 OTHER MAINTENANCE	16,743	35,318	20,000	40,000	100.00%
46-07 MARINE SIGN MAINT.	14,589	13,411	15,000	15,000	0.00%
46-09 STREET LIGHT & POLE MAINT	0	915	10,000	8,000	-20.00%
47-05 PHOTO AND VIDEO	17	0	100	0	-100.00%
49-00 OTHER CURRENT CHARGES	1,418	0	200	0	-100.00%
51-00 OFFICE SUPPLIES	456	614	600	500	-16.67%
51-01 STATIONARY	0	43	100	100	0.00%
51-02 OTHER OFFICE SUPPLIES	0	205	250	250	0.00%
52-00 OPERATING SUPPLIES	29,619	24,629	32,000	31,500	-1.56%
52-02 FUEL	222	396	350	350	0.00%
52-07 UNIFORMS	760	826	1,600	1,200	-25.00%
52-09 OTHER CLOTHING	155	200	500	500	0.00%
52-10 JANITORIAL SUPPLIES	0	0	100	0	-100.00%
54-02 BOOKS, PUBS, SUBS.	0	0	200	200	0.00%
<b>OPERATING EXPENSES</b>	<b>1,073,462</b>	<b>936,827</b>	<b>1,248,110</b>	<b>1,248,450</b>	<b>0.03%</b>

**FISCAL YEAR 1997  
BUDGET DETAIL  
STREETS FUND**

CONTINUED

390-6565-541

ACCOUNT DESCRIPTION	93 - 94 ACTUALS	94 - 95 ACTUALS	FY 96 ORIGINAL BUDGET	FY 96 - 96 APPROVED	PERCENT CHANGE FY 96 - 97
60-30 IMPROVEMENTS O/T BUILDING	0	341,993	140,000	335,000	139.29%
60-40 MACHINERY EQUIP	15,806	27,932	41,000	266,400	549.76%
60-70 VEHICLES	0	0	0	78,906	
91-00 TRANSFERS OUT	257,600	249,040	272,040	285,600	4.98%
99-01 OPERATING CONTINGENCY	0	0	100,000	50,000	-50.00%
<b>NON-OPERATING EXPENSES</b>	<b>273,406</b>	<b>618,965</b>	<b>553,040</b>	<b>1,015,906</b>	<b>83.69%</b>
<b>TOTAL EXPENSES</b>	<b>\$1,458,147</b>	<b>\$1,664,699</b>	<b>\$1,988,791</b>	<b>\$2,464,001</b>	<b>23.89%</b>



## CIP PROJECTS - STREETS

DATE 9/30/96

CIP- PROJ	PROJECT DESCRIPTION	DEPT REQUEST 1997	DEPT REQUEST 1998	DEPT REQUEST 1999	DEPT REQUEST 2000	DEPT REQUEST 2001	PROJECT TOTAL
<b>STREETS</b>							
97U19	Intersection Improve. 6th Ave. S	40,000	80,000				120,000
97U04	Vehicle	19,906					19,906
97U18	Generator	8,000	8,000	8,000	8,000	8,000	40,000
97U12	City Wide Boulevard Program	50,000	50,000	50,000	50,000	50,000	250,000
	IMPROVEMENT TOTALS	117,906	138,000	58,000	58,000	58,000	429,906
97U16	Traffic Loops & Count Stations	58,400					58,400
97U17	Lift Truck	59,000					59,000
97U09	Upgrade of Traffic Signals	20,000	15,000	15,000	15,000	15,000	80,000
97U07	Traffic Signal Replacment	140,000	140,000	140,000	140,000	140,000	700,000
97U20	Roadways - City Yard Phase I	135,000	206,000				341,000
97U21	6th Avenue Roadway Improveme	150,000	150,000				300,000
00U22	Parkshore Bridge				500,000		500,000
01U23	Harbour Drive Bridge					500,000	500,000
	REPLACEMENT TOTALS	562,400	511,000	155,000	655,000	655,000	2,538,400
<b>GRAND TOTAL STREETS</b>		<b>\$680,306</b>	<b>\$649,000</b>	<b>\$213,000</b>	<b>\$713,000</b>	<b>\$713,000</b>	<b>\$2,968,306</b>

Naples

Beach

Fund



*NAPLES*

*BEACH*

*FUND*

0119,300

02,000,000

02,127,000

02,000,000

(010,000)

019,000

**FISCAL YEAR 1997**  
**NAPLES BEACH FUND**  
**STATEMENT OF CASH FLOW**

<b>BEGINNING BALANCE - UNRESTRICTED RESERVES</b>		<b>\$119,500</b>
<b>ADD: BUDGETED REVENUES:</b>		
Fishing Pier Contract	\$50,000	
Lowdermilk Contract	20,000	
Meter Collections	300,000	
Parking Tickets	300,000	
Collier County	178,100	
Transfer - Utility Tax fund	100,000	
Collier County C.I.P.	50,000	
Other Revenue	<u>10,000</u>	
		<u>\$1,008,100</u>
<b>TOTAL AVAILABLE RESOURCES:</b>		<b>\$1,127,600</b>
<b>LESS: BUDGETED EXPENDITURES:</b>		
Personal Services	\$342,980	
Operations & Maintenance	121,140	
Transfer - Police & Admin.	120,700	
Transfer - Parks Maintenance	103,600	
Transfer - Self Insurance	59,000	
Repair & Replacement	100,000	
Depreciation	N/A	
Pier Replacement Fund	150,000	
Contingency	<u>25,000</u>	
		<u>\$1,022,420</u>
<b>BUDGETED CASH FLOW</b>		<b>(\$14,320)</b>
<b>ENDING BALANCE - UNRESTRICTED RESERVES</b>		<b><u>\$105,180</u></b>



FISCAL YEAR 1997

NAPLES BEACH FUND

STATEMENT OF REVENUES, EXPENDITURES AND NET INCOME

ADD: BUDGETED REVENUES:

Fishing Pier Contract	\$50,000	
Lowdermilk Contract	20,000	
Meter Collections	300,000	
Parking Tickets	300,000	
Collier County	178,100	
Transfer - Utility Tax Fund	100,000	
Collier County C.I.P	50,000	
Other Revenue	<u>10,000</u>	
		<u>\$1,008,100</u>

LESS: BUDGETED EXPENDITURES:

Personal Services	342,980	
Operations & Maintenance	121,140	
Transfer - Police & Admin.	120,700	
Transfer - Parks Maintenance	103,600	
Transfer - Self Insurance	59,000	
Repair & Replacement	N/A	
Depreciation	175,000	
Contingency	<u>25,000</u>	
		<u>\$947,420</u>

BUDGETED NET INCOME

\$60,680

NOTE: Budget schedule prepared on the full accrual accounting basis, consistent with preparation of annual audit report.

**NAPLES BEACH FUND  
REVENUE HISTORY**

	ACTUAL <u>1992-93</u>	ACTUAL <u>1993-94</u>	ACTUAL <u>1994-95</u>	PROJECTED <u>1995-96</u>	APPROVED <u>1996-97</u>
FISHING PIER CONCESSION	\$217,972	\$217,039	\$160,538	N/A	N/A
FISHING PIER CONTRACT	N/A	N/A	N/A	25,000	50,000
LOWDERMILK CONTRACT	N/A	20,090	16,183	20,000	20,000
METER COLLECTIONS	318,296	260,782	233,800	300,000	300,000
PARKING TICKETS	209,341	318,270	289,270	225,000	300,000
COLLIER COUNTY	159,650	163,960	168,700	172,900	178,100
COLLIER COUNTY C.I.P.	N/A	N/A	N/A	N/A	50,000
TRANSFER - GENERAL FUND	N/A	3,135	3,260	3,400	N/A
TRANSFER - UTILITY TAX	N/A	N/A	N/A	N/A	100,000
OTHER REVENUE	3,996	3,457	15,133	12,000	10,000
<b>TOTAL BEACH FUND</b>	<u>\$909,255</u>	<u>\$986,733</u>	<u>\$886,884</u>	<u>\$758,300</u>	<u>\$1,008,100</u>

NOTE: Budget schedule prepared on the full accrual accounting basis, consistent with preparation of annual audit report.



FISCAL YEAR 1997

BUDGET DETAIL

FUND: 430 NAPLES BEACH FUND

#	JOB TITLE	FY 97 APPROVED
ADMINISTRATION		
1	Meter Operations Supervisor	\$23,573
1	Meter Technician	24,197
MAINTENANCE		
1.4	F.T.E. Service Worker III (2 Total)	27,328
ENFORCEMENT		
6	Beach Specialist	146,304
1.3	F.T.E. Recreation Aide I (2 Total)	24,531
10.7	Total Authorized Positions	245,933
	Regular Salaries	245,933
	Other Salaries & Wages	8,600
	Overtime	11,940
	Employer Payroll Expenses	67,839
	General & Merit Increase	8,668
		<u>\$342,980</u>

**FISCAL YEAR 1997  
BUDGET DETAIL  
NAPLES BEACH FUND  
DEPARTMENT SUMMARY**

ACCOUNT DESCRIPTION	93 - 94 ACTUALS	94 - 95 ACTUALS	FY 96 ORIGINAL BUDGET	FY 96 - 97 APPROVED	PERCENT CHANGE FY 96 - 97
10-20 REGULAR SALARIES & WAGES	261,750	262,728	290,324	245,933	-15.29%
10-30 OTHER SALARIES	27,354	5,128	9,600	8,600	-10.42%
10-40 OVERTIME	15,338	16,217	11,544	11,940	3.43%
25-00 OTHER FRINGE BENEFITS	60,967	59,376	0	0	
25-01 FICA	0	0	22,209	18,813	-15.29%
25-03 RETIREMENT CONTRIBUTIONS	0	0	12,039	12,892	7.09%
25-04 LIFE/HEALTH INSURANCE	0	0	47,026	36,134	-23.16%
29-00 GENERAL & MERIT INC.	0	0	8,884	8,668	-2.43%
<b>PERSONAL SERVICES</b>	<b>365,409</b>	<b>343,449</b>	<b>401,626</b>	<b>342,980</b>	<b>-14.60%</b>
30-00 OPERATING EXPENDITURES	12,153	11,647	12,300	13,300	8.13%
31-04 OTHER CONTRACTUAL SVCS	180	180	180	240	33.33%
40-01 TRAVEL	0	361	1,200	1,200	0.00%
40-02 SCHOOL AND TRAINING	489	779	2,500	2,500	0.00%
41-00 COMMUNICATIONS	1,577	1,528	2,450	2,400	-2.04%
41-01 TELEPHONE	585	675	0	0	
42-01 VEHICLES & EQUIPMENT	9,467	8,313	9,900	0	-100.00%
42-02 POSTAGE & FREIGHT	3,205	5,000	6,000	6,000	0.00%
42-10 EQUIP. SERVICES - REPAIRS	0	0	0	7,705	
42-11 EQUIP. SERVICES - FUEL	0	0	0	3,295	
43-00 UTILITY SERVICES	34,413	17,073	32,250	0	-100.00%
43-01 ELECTRICITY	0	0	0	2,300	
43-02 WATER, SEWER, GARBAGE	0	26,276	0	44,550	
44-00 RENTALS & LEASES	1,188	792	900	0	-100.00%
46-00 REPAIR AND MAINTENANCE	15,402	12,521	19,000	19,000	0.00%
47-00 PRINTING AND BINDING	3,357	9,752	4,000	4,000	0.00%
47-06 DUPLICATING	56	115	300	300	0.00%
49-00 OTHER CURRENT CHARGES	100	50	100	50	-50.00%
51-00 OFFICE SUPPLIES	16	3	375	300	-20.00%
51-06 RESALE SUPPLIES	98,725	70,193	75,000	0	-100.00%
52-00 OPERATING SUPPLIES	12,502	11,999	13,700	13,700	0.00%
52-07 UNIFORMS	0	0	200	200	0.00%
54-00 BOOKS,PUB,SUB,& MEMB	0	0	100	100	0.00%
59-00 DEPRECIATION	78,801	79,088	0	0	
<b>OPERATING EXPENSES</b>	<b>272,216</b>	<b>256,345</b>	<b>180,455</b>	<b>121,140</b>	<b>-32.87%</b>
60-20 BUILDINGS	0	0	43,000	0	-100.00%
60-30 IMPROVEMENTS O/T BUILDING	0	0	126,300	125,000	-1.03%



**FISCAL YEAR 1997  
BUDGET DETAIL  
NAPLES BEACH FUND  
DEPARTMENT SUMMARY**

CONTINUED

ACCOUNT DESCRIPTION	93 - 94 ACTUALS	94 - 95 ACTUALS	FY 96 ORIGINAL BUDGET	FY 96 - 97 APPROVED	PERCENT CHANGE FY 96 - 97
60-39 RENEWAL & REPLACEMENT	0	0	0	66,919	
60-40 MACHINERY EQUIP	0	0	30,700	53,081	72.90%
60-70 VEHICLES	0	0	0	5,000	
91-00 TRANSFERS OUT	185,430	365,130	274,100	283,300	3.36%
99-01 OPERATING CONTINGENCY	0	0	25,000	25,000	0.00%
<b>NON-OPERATING EXPENSES</b>	<b>185,430</b>	<b>365,130</b>	<b>499,100</b>	<b>558,300</b>	<b>11.86%</b>
<b>TOTAL EXPENSES</b>	<b>\$823,055</b>	<b>\$964,924</b>	<b>\$1,081,181</b>	<b>\$1,022,420</b>	<b>-5.43%</b>

**FISCAL YEAR 1997  
BUDGET DETAIL  
NAPLES BEACH FUND  
ADMINISTRATION**

430-1001-545				FY 96		PERCENT
ACCOUNT DESCRIPTION		93 - 94	94 - 95	ORIGINAL	FY 96 - 97	CHANGE
		ACTUALS	ACTUALS	BUDGET	APPROVED	FY 96 - 97
10-20	REGULAR SALARIES & WAGES	19,244	29,260	40,922	47,770	16.73%
10-30	OTHER SALARIES	0	0	4,600	4,600	0.00%
10-40	OVERTIME	0	252	0	0	
25-00	OTHER FRINGE BENEFITS	4,013	6,502	0	0	
25-01	FICA	0	0	3,130	3,654	16.74%
25-03	RETIREMENT CONTRIBUTIONS	0	0	1,841	2,627	42.69%
25-04	LIFE/HEALTH INSURANCE	0	0	5,915	7,065	19.44%
29-00	GENERAL & MERIT INC.	0	0	1,363	1,688	23.84%
<b>PERSONAL SERVICES</b>		<b>23,257</b>	<b>36,014</b>	<b>57,771</b>	<b>67,404</b>	<b>16.67%</b>
30-00	OPERATING EXPENDITURES	0	0	200	200	0.00%
40-01	TRAVEL	0	0	700	700	0.00%
40-02	SCHOOL AND TRAINING	489	314	500	500	0.00%
41-00	COMMUNICATIONS	0	22	500	500	0.00%
42-01	VEHICLES & EQUIPMENT	0	0	900	0	-100.00%
42-02	POSTAGE & FREIGHT	3,205	5,000	6,000	6,000	0.00%
42-10	EQUIP. SERVICES - REPAIRS	0	0	0	1,232	
42-11	EQUIP. SERVICES - FUEL	0	0	0	768	
46-00	REPAIR AND MAINTENANCE	0	0	3,000	3,000	0.00%
47-06	DUPLICATING	35	115	300	300	0.00%
51-00	OFFICE SUPPLIES	0	0	300	300	0.00%
52-00	OPERATING SUPPLIES	522	338	200	200	0.00%
52-07	UNIFORMS	0	0	200	200	0.00%
54-00	BOOKS,PUB,SUB,& MEMB	0	0	100	100	0.00%
<b>OPERATING EXPENSES</b>		<b>4,251</b>	<b>5,789</b>	<b>12,900</b>	<b>14,000</b>	<b>8.53%</b>
60-30	IMPROVEMENTS O/T BUILDING	0	0	126,300	0	-100.00%
91-00	TRANSFERS OUT	185,430	365,130	274,100	283,300	3.36%
99-01	OPERATING CONTINGENCY	0	0	25,000	25,000	0.00%
<b>NON-OPERATING EXPENSES</b>		<b>185,430</b>	<b>365,130</b>	<b>425,400</b>	<b>308,300</b>	<b>-27.53%</b>
<b>TOTAL EXPENSES</b>		<b>\$212,938</b>	<b>\$406,933</b>	<b>\$496,071</b>	<b>\$389,704</b>	<b>-21.44%</b>



**FISCAL YEAR 1997  
BUDGET DETAIL  
NAPLES BEACH FUND  
FISHING PIER**

430-1016-545

ACCOUNT DESCRIPTION		93 - 94 ACTUALS	94 - 95 ACTUALS	FY 96 ORIGINAL BUDGET	FY 96 - 97 APPROVED	PERCENT CHANGE FY 96 - 97
10-20	REGULAR SALARIES & WAGES	28,525	30,704	39,386	0	-100.00%
10-30	OTHER SALARIES	26,579	5,128	0	0	
10-40	OVERTIME	5,669	5,495	604	0	-100.00%
25-00	OTHER FRINGE BENEFITS	12,639	8,650	0	0	
25-01	FICA	0	0	3,013	0	-100.00%
25-03	RETIREMENT CONTRIBUTIONS	0	0	748	0	-100.00%
25-04	LIFE/HEALTH INSURANCE	0	0	8,245	0	-100.00%
29-00	GENERAL & MERIT INC.	0	0	1,599	0	-100.00%
	<b>PERSONAL SERVICES</b>	<b>73,412</b>	<b>49,977</b>	<b>53,595</b>	<b>0</b>	<b>-100.00%</b>
30-00	OPERATING EXPENDITURES	689	2,113	1,500	500	-66.67%
31-04	OTHER CONTRACTUAL SVCS	180	180	180	240	33.33%
41-00	COMMUNICATIONS	284	223	450	400	-11.11%
43-00	UTILITY SERVICES	3,479	7,763	9,250	0	-100.00%
43-01	ELECTRICITY	0	0	0	2,300	
43-02	WATER, SEWER, GARBAGE	0	0	0	10,000	
44-00	RENTALS & LEASES	1,188	792	900	0	-100.00%
46-00	REPAIR AND MAINTENANCE	2,052	722	1,000	1,000	0.00%
49-00	OTHER CURRENT CHARGES	100	50	100	50	-50.00%
51-00	OFFICE SUPPLIES	16	3	75	0	-100.00%
51-06	RESALE SUPPLIES	98,725	70,193	75,000	0	-100.00%
52-00	OPERATING SUPPLIES	1,714	41	500	500	0.00%
	<b>OPERATING EXPENSES</b>	<b>108,427</b>	<b>82,080</b>	<b>88,955</b>	<b>14,990</b>	<b>-83.15%</b>
	<b>TOTAL EXPENSES</b>	<b>\$181,839</b>	<b>\$132,057</b>	<b>\$142,550</b>	<b>\$14,990</b>	<b>-89.48%</b>

**FISCAL YEAR 1997  
BUDGET DETAIL  
NAPLES BEACH FUND  
MAINTENANCE**

430-1017-545				FY 96		PERCENT
ACCOUNT DESCRIPTION		93 - 94	94 - 95	ORIGINAL	FY 96 - 97	CHANGE
		ACTUALS	ACTUALS	BUDGET	APPROVED	FY 96 - 97
10-20	REGULAR SALARIES & WAGES	26,099	30,314	24,562	27,328	11.26%
10-30	OTHER SALARIES	775	0	5,000	4,000	-20.00%
10-40	OVERTIME	319	1,532	0	1,000	
25-00	OTHER FRINGE BENEFITS	2,432	4,305	0	0	
25-01	FICA	0	0	1,879	2,091	11.28%
25-03	RETIREMENT CONTRIBUTIONS	0	0	1,105	1,230	11.31%
25-04	LIFE/HEALTH INSURANCE	0	0	2,657	2,279	-14.23%
29-00	GENERAL & MERIT INC.	0	0	729	964	32.24%
<b>PERSONAL SERVICES</b>		<b>29,625</b>	<b>36,151</b>	<b>35,932</b>	<b>38,892</b>	<b>8.24%</b>
30-00	OPERATING EXPENDITURES	9,478	9,034	10,000	12,000	20.00%
41-00	COMMUNICATIONS	1,293	1,283	1,500	1,500	0.00%
43-00	UTILITY SERVICES	30,934	9,310	23,000	0	-100.00%
43-02	WATER, SEWER, GARBAGE	0	26,276	0	34,550	
46-00	REPAIR AND MAINTENANCE	13,350	11,404	15,000	15,000	0.00%
52-00	OPERATING SUPPLIES	8,373	11,017	10,000	10,000	0.00%
<b>OPERATING EXPENSES</b>		<b>63,428</b>	<b>68,324</b>	<b>59,500</b>	<b>73,050</b>	<b>22.77%</b>
<b>TOTAL EXPENSES</b>		<b>\$93,053</b>	<b>\$104,475</b>	<b>\$95,432</b>	<b>\$111,942</b>	<b>17.30%</b>



**FISCAL YEAR 1997  
BUDGET DETAIL  
NAPLES BEACH FUND  
ENFORCEMENT**

430-1018-545

ACCOUNT DESCRIPTION		93 - 94 ACTUALS	94 - 95 ACTUALS	FY 96 ORIGINAL BUDGET	FY 96 - 97 APPROVED	PERCENT CHANGE FY 96 - 97
10-20	REGULAR SALARIES & WAGES	187,882	172,450	185,454	170,835	-7.88%
10-40	OVERTIME	9,350	8,938	10,940	10,940	0.00%
25-00	OTHER FRINGE BENEFITS	41,883	39,919	0	0	
25-01	FICA	0	0	14,187	13,068	-7.89%
25-03	RETIREMENT CONTRIBUTIONS	0	0	8,345	9,035	8.27%
25-04	LIFE/HEALTH INSURANCE	0	0	30,209	26,790	-11.32%
29-00	GENERAL & MERIT INC.	0	0	5,193	6,016	15.85%
	<b>PERSONAL SERVICES</b>	<b>239,115</b>	<b>221,307</b>	<b>254,328</b>	<b>236,684</b>	<b>-6.94%</b>
30-00	OPERATING EXPENDITURES	1,986	500	600	600	0.00%
40-01	TRAVEL	0	361	500	500	0.00%
40-02	SCHOOL AND TRAINING	0	465	2,000	2,000	0.00%
41-01	TELEPHONE	585	675	0	0	
42-01	VEHICLES & EQUIPMENT	9,467	8,313	9,000	0	-100.00%
42-10	EQUIP. SERVICES - REPAIRS	0	0	0	6,473	
42-11	EQUIP. SERVICES - FUEL	0	0	0	2,527	
46-00	REPAIR AND MAINTENANCE	0	395	0	0	
47-00	PRINTING AND BINDING	3,357	9,752	4,000	4,000	0.00%
47-06	DUPLICATING	21	0	0	0	
52-00	OPERATING SUPPLIES	1,893	603	3,000	3,000	0.00%
59-00	DEPRECIATION	78,801	79,088	0	0	
	<b>OPERATING EXPENSES</b>	<b>96,110</b>	<b>100,152</b>	<b>19,100</b>	<b>19,100</b>	<b>0.00%</b>
	<b>TOTAL EXPENSES</b>	<b>\$335,225</b>	<b>\$321,459</b>	<b>\$273,428</b>	<b>\$255,784</b>	<b>-6.45%</b>

## CIP PROJECTS - NAPLES BEACH FUND

Date 9/30/96

CIP- PROJ	PROJECT DESCRIPTION	DEPT REQUEST 1997	DEPT REQUEST 1998	DEPT REQUEST 1999	DEPT REQUEST 2000	DEPT REQUEST 2001	PROJECT TOTAL
<b>BEACH FUND</b>							
97R02	Beach End Access Imprv.	25,000	25,000				50,000
	IMPROVEMENT TOTALS	25,000	25,000	0	0	0	50,000
97R05	Fishing Pier-Outer Half Repl	100,000	100,000	100,000			300,000
97R04	Parking Meter Replacement	53,081	41,457	48,011	53,955	30,567	227,071
97R06	Replacement A.T.V. Patrol V	5,000	5,000	5,000	5,000	5,000	25,000
00R01	Refuse Scooter Replacement				36,800		36,800
	REPLACEMENT TOTALS	158,081	146,457	153,011	95,755	35,567	588,871

<b>GRAND TOTAL BEACH FUND</b>	<b>\$183,081</b>	<b>\$171,457</b>	<b>\$153,011</b>	<b>\$95,755</b>	<b>\$35,567</b>	<b>\$638,871</b>
-------------------------------	------------------	------------------	------------------	-----------------	-----------------	------------------



# Community Redevelopment

*COMMUNITY*

*REDEVELOPMENT*



FISCAL YEAR 1997  
 COMMUNITY REDEVELOPMENT AGENCY  
 STATEMENT OF CASH FLOW

<b>BEGINNING BALANCE - UNRESTRICTED RESERVES</b>		<b>\$75,000</b>
<b>ADD: BUDGETED REVENUES:</b>		
Tax Increment financing	\$25,000	
Other Income	<u>1,500</u>	
		<u>\$26,500</u>
<b>TOTAL AVAILABLE RESOURCES:</b>		<b>\$101,500</b>
<b>LESS: BUDGETED EXPENDITURES:</b>		
Operating Expenses	\$3,500	
Legal Expenses	10,000	
Professional Services	30,000	
Capital Improvements	<u>58,000</u>	
		<u>\$101,500</u>
<b>BUDGETED CASH FLOW</b>		<b>\$-0-</b>
<b>ENDING BALANCE - UNRESTRICTED RESERVES</b>		<b><u>\$-0-</u></b>

**FISCAL YEAR 1997  
BUDGET DETAIL  
COMMUNITY REDEVELOPMENT AGENCY**

380-0506-552				FY 96		PERCENT
ACCOUNT DESCRIPTION	93 - 94	94 - 95	ORIGINAL	FY 96 - 97	CHANGE	
	ACTUALS	ACTUALS	BUDGET	APPROVED	FY 96 - 97	
31-01	PROFESSIONAL SERVICES	0	3,631	100,000	30,000	-70.00%
31-04	OTHER CONTRACTUAL SVCS	0	1,355	10,000	10,000	0.00%
47-00	PRINTING AND BINDING	0	179	1,000	1,000	0.00%
47-06	DUPLICATING	0	0	1,000	500	-50.00%
49-00	OTHER CURRENT CHARGES	0	0	5,000	1,000	-80.00%
51-00	OFFICE SUPPLIES	0	14	2,000	250	-87.50%
54-01	MEMBERSHIPS	0	162	500	750	50.00%
	<b>OPERATING EXPENSES</b>	<b>0</b>	<b>5,341</b>	<b>119,500</b>	<b>43,500</b>	<b>-63.60%</b>
60-30	IMPROVEMENTS O/T BUILDING	0	0	10,000	58,000	480.00%
	<b>NON-OPERATING EXPENSES</b>	<b>0</b>	<b>0</b>	<b>10,000</b>	<b>58,000</b>	<b>480.00%</b>
	<b>TOTAL EXPENSES</b>	<b>\$0</b>	<b>\$5,341</b>	<b>\$129,500</b>	<b>\$101,500</b>	<b>-21.62%</b>



Utility Tax/  
Capital  
Projects  
Fund

*UTILITY TAX*

*CAPITAL PROJECTS*

*FUND*



FISCAL YEAR 1997

UTILITY TAX DEBT SERVICE FUND

SUMMARY

ADD: BUDGETED REVENUES:

7% Utility Tax:		
Florida Power & Light	\$1,900,000	
United Telephone	425,000	
Propane Sales	100,000	
Interest Earned	<u>100,000</u>	
		\$2,525,000

LESS: BUDGETED EXPENDITURES:

Utility Tax Bonds:		
Principal	\$515,440	
Interest	244,933	
TRF - Admin. Reimbursement	69,000	
<b>TRF - Capital Improvements</b>	<b><u>1,695,600</u></b>	
		<u>\$2,524,973</u>

BUDGETED CASH FLOW

\$27

**FISCAL YEAR 1997**

**UTILITY TAX CAPITAL IMPROVEMENTS FUND**

**SUMMARY**

**BEGINNING BALANCE**

Unrestricted Reserves	\$400,000	
Police Impact Fees	<u>280,000</u>	
		<b>\$680,000</b>

**ADD: BUDGETED REVENUES:**

<b>Transfer - Utility Tax</b>	<b>\$1,695,600</b>	
Non-Road Impact Fees	100,000	
Interest Earned	100,000	
Other Revenue	<u>40,000</u>	
		<u>\$1,935,600</u>

**TOTAL AVAILABLE RESOURCES: \$2,615,600**

**LESS: BUDGETED EXPENDITURES:**

Water/Sewer Advance (1)		
Principal	\$225,000	
Interest	33,563	
New Capital Improvements:		
Administration	85,000	
Police & Emergency Services	305,000	
Community Services	567,956	
Development Services	28,000	
Information Services	176,250	
Equipment Services	8,000	
Capital Replacement:		
Police & Emergency Services	357,451	
Community Services	35,800	
Equipment Services	125,000	
TRF - Admin. Reimbursement	155,200	
TRF - Beach Fund	100,000	
Contingency	<u>100,000</u>	
		<u>\$2,302,220</u>

**BUDGETED CASH FLOW (\$366,620)**

**ENDING BALANCE - UNRESTRICTED RESERVES \$313,380**

(1) Payment to Water/Sewer Fund through fiscal year 1997 to repay 1993 loan to call outstanding Utility Tax Fund Debt and 1997 sale of Utilities Administration Building to Community Services:

	<u>Principal</u>	<u>Interest @ 6.00%</u>
1997	225,000	33,563
1998	200,000	18,000
1999	200,000	6,000



**UTILITY TAX FUND  
REVENUE SUMMARY**

	ACTUAL 1992-93	ACTUAL 1993-94	ACTUAL 1994-95	PROJECTED 1995-96	APPROVED 1996-97
FLORIDA POWER & LIGHT (1)	\$2,036,134	\$1,936,442	\$1,845,580	\$1,900,000	\$1,900,000
TELEPHONE (1)	411,242	417,415	405,489	415,000	425,000
PROPANE (1)	98,778	105,771	89,489	95,000	100,000
INTEREST INCOME	65,576	96,811	189,385	190,000	200,000
C.D.B.G. TRANSFER	100,000	52,959	N/A	N/A	N/A
GRANTS	37,394	7,119	36,911	100,000	N/A
NON-STREET IMPACT FEES	118,082	146,626	371,125	98,000	100,000
OTHER INCOME	1,312,832	42,368	177,868	35,000	40,000
COLLIER COUNTY C.I.P.	N/A	N/A	34,739	240,000	N/A
TRANSFER - RECREATION FE	N/A	N/A	N/A	30,000	N/A
TRANSFER - SOLID WASTE	N/A	N/A	N/A	11,500	N/A
	<u>\$4,180,038</u>	<u>\$2,805,511</u>	<u>\$3,150,586</u>	<u>\$3,114,500</u>	<u>\$2,765,000</u>

(1) Utility Tax rate reduced from 8% to 7% mid-year 1994.

## CIP PROJECTS - UTILITY TAX CAPITAL

DATE 5/20/96

CIP- PROJ	PROJECT DESCRIPTION	DEPT REQUEST 1997	DEPT REQUEST 1998	DEPT REQUEST 1999	DEPT REQUEST 2000	DEPT REQUEST 2001	PROJECT TOTAL
<b>COMMUNITY SERVICES</b>							
<b>Parks and Parkways</b>							
97F48	GS Blvd. Med/Dr's Pass to Horizon	36,000	36,000				72,000
97F22	Gulf Shore Blvd. N. Median Imprv.	43,966					43,966
97F09	41 Linear Park Renovations	33,500					33,500
97F29	Reno. Rodgers, Menefee & Merrih	28,000					28,000
97F06	Goodlette RD Median Landscaping	52,240	70,000	70,000			192,240
97F34	Royal Harbor Cul-de-Sac Imprv.	11,400					11,400
97F01	Park Shore Dr Median Phase II	24,500					24,500
97F44	Fleischmann Pk ROW Irrig. & Sod	19,350					19,350
97F59	Barrier Wall US 41 & Mandarin Rd	28,000					28,000
98F16	Goodlette Linear Park Renovation		13,200				13,200
98F33	Riviera Drive ROW Improvements		15,000				15,000
98F49	Pk Lot Landscaping 6th Ave. S, 8th & 9th Str.		15,000	9,000			24,000
99F42	Open Space Dev. Broad Ave. S. & 9th Str.			42,000	42,000	42,000	126,000
99F58	Barrier Wall Lake Park			78,000			78,000
	IMPROVEMENT TOTALS	276,956	149,200	199,000	42,000	42,000	709,156
97F15	3/4 Ton Pick-up Truck	17,000	17,600	36,000	37,200	38,400	146,200
97F03	3 Wheel Ballfield Conditioner	8,100			9,500		17,600
97F32	Verticutter/Thinning Turf Machine	5,700					5,700
98F21	Heavy Duty Riding Mowers		14,280	12,300	15,400		41,980
98F41	6-Wheel Turf Vehicle		8,200				8,200
98F46	Ryan GA30 Greens Aerator		14,200				14,200
98F53	Tractor		16,250	17,050			33,300
99F27	Vicon/Cushman Fertilizer Spreader			3,200			3,200
99F39	One Ton Dump Body Truck			26,680		27,900	54,580
00F38	2-Ton Flat Bed Truck w/ Dump Body				34,000		34,000
00F51	Stump Grinder				15,800		15,800
00F56	Water Truck				38,500		38,500
01F17	Utility Trailers					3,500	3,500
01F31	Directional Arrow Trailers Mount					5,000	5,000
01F43	Bobcat Skid Loader					19,200	19,200
	REPLACEMENT TOTALS	30,800	70,530	95,230	150,400	94,000	440,960
	<b>Parks and Parkways Total</b>	<b>307,756</b>	<b>219,730</b>	<b>294,230</b>	<b>192,400</b>	<b>136,000</b>	<b>1,150,116</b>
<b>Recreation</b>							
97G11	Cambier Park Redevelopment	200,000	200,000	200,000	200,000	200,000	1,000,000
97G25	Norris Center Improvement	36,000	36,000				72,000
97G02	Maintenance Facility Roof Ext.	30,000					30,000
97G32	Pool Improvements/Roofs	25,000					25,000
98G15	Gazebo's/Picnic Shelters-Various Parks		30,000				30,000
98G16	Storage Addition/Porch Enclosure- Fleischmann Park		50,000				50,000
99G18	Anthony Park Substation			100,000			100,000



CIP- PROJ	PROJECT DESCRIPTION	DEPT REQUEST 1997	DEPT REQUEST 1998	DEPT REQUEST 1999	DEPT REQUEST 2000	DEPT REQUEST 2001	PROJECT TOTAL
00G30	River Park Comm. Center Renov.				100,000	1,150,000	1,250,000
01G17	Field House Enclosure Fleisch. Park					20,000	20,000
01G34	Fleischmann R.O.W (East) Extension					200,000	200,000
	IMPROVEMENT TOTALS	291,000	316,000	300,000	300,000	1,570,000	2,777,000
97G09	Resurf. Basketball Courts	5,000	13,000				18,000
98G08	Playground Improvements		25,000			25,000	50,000
98G14	3/4 Ton Truck Replacement		17,850	18,742	19,679		56,271
00G20	Tennis Court Resurface-Seagate				7,500		7,500
01G26	Racquetball Court Resurface- Fleischmann Park					8,000	8,000
	REPLACEMENT TOTALS	5,000	55,850	18,742	27,179	33,000	139,771
	<b>Recreation Totals</b>	<b>296,000</b>	<b>371,850</b>	<b>318,742</b>	<b>327,179</b>	<b>1,603,000</b>	<b>2,916,771</b>
	<b>GRAND TOTAL COMMUNITY SERVICES</b>	<b>603,756</b>	<b>591,580</b>	<b>612,972</b>	<b>519,579</b>	<b>1,739,000</b>	<b>4,066,887</b>

## POLICE & EMERGENCY SERVICES

97 E17	Operations Support Unit	25,000					25,000
97H11	Building Addition	280,000					280,000
98 E03	Fire Engine Station 3		200,000				200,000
98 E21	Re-roof Station #2		100,000				100,000
99 E05	Multi-Mission Watercraft (Fire Boat)			140,000			140,000
	IMPROVEMENT TOTALS	305,000	300,000	140,000	0	0	745,000
97H01	Replacement Patrol Vehicles	162,618	118,072	118,072	118,072	118,072	634,906
97 E14	Rescue Tool	19,000					19,000
97 E16	Station #2 Renovations	75,000					75,000
97H06	P.C. Replacement	46,000	34,500				80,500
97 E06	Self Contained Breathing Apparatus	20,800	20,800	20,800	20,800	20,800	104,000
97H04	Investigative Automobiles	16,533	52,079	72,911	76,557	100,481	318,561
97H07	Laser Radar	4,000	4,000	4,000	4,000	4,000	20,000
97H02	Replacement Marine Unit Motors	13,500	28,350	29,767	31,255	32,818	135,690
98H09	Prev. Serv. Passenger/Cargo Van		20,007				20,007
98 E07	Rechassis Rescue 2		41,000				41,000
98 E09	Rechassis Rescue 1		49,000				49,000
99H08	Mobile Safety Village			30,500			30,500
	REPLACEMENT TOTALS	357,451	367,808	276,050	250,684	276,171	1,528,164
	<b>GRAND TOTAL P.E.S.D.</b>	<b>662,451</b>	<b>667,808</b>	<b>416,050</b>	<b>250,684</b>	<b>276,171</b>	<b>2,273,164</b>

## DEVELOPMENT SERVICES

<b>Engineering</b>							
97Y07	Vehicle	20,000					20,000
97Y10	Autocad Ink Jet Plotter	8,000					8,000
	IMPROVEMENT TOTALS	28,000	0	0	0	0	28,000
	<b>Engineering Totals</b>	<b>28,000</b>	<b>0</b>	<b>0</b>	<b>0</b>	<b>0</b>	<b>28,000</b>
	<b>GRAND TOTAL DEVELOPMENT SERVIC</b>	<b>28,000</b>	<b>0</b>	<b>0</b>	<b>0</b>	<b>0</b>	<b>28,000</b>



CIP- PROJ	PROJECT DESCRIPTION	DEPT REQUEST 1997	DEPT REQUEST 1998	DEPT REQUEST 1999	DEPT REQUEST 2000	DEPT REQUEST 2001	PROJECT TOTAL
--------------	------------------------	-------------------------	-------------------------	-------------------------	-------------------------	-------------------------	------------------

**INFORMATION SERVICES**

**Network**

97T05	Network Enhancements	100,000	100,000	100,000	100,000	100,000	500,000
	IMPROVEMENT TOTALS	100,000	100,000	100,000	100,000	100,000	500,000

<b>Network Totals</b>		<b>100,000</b>	<b>100,000</b>	<b>100,000</b>	<b>100,000</b>	<b>100,000</b>	<b>500,000</b>
-----------------------	--	----------------	----------------	----------------	----------------	----------------	----------------

**GIS**

97J06	GIS Software, Hardware	30,000	52,000	20,000	70,000	19,000	191,000
	IMPROVEMENT TOTALS	30,000	52,000	20,000	70,000	19,000	191,000

<b>GIS Totals</b>		<b>30,000</b>	<b>52,000</b>	<b>20,000</b>	<b>70,000</b>	<b>19,000</b>	<b>191,000</b>
-------------------	--	---------------	---------------	---------------	---------------	---------------	----------------

**AS/400**

97T02	Work Order/Facility Manag. Syst.	46,250					46,250
-------	----------------------------------	--------	--	--	--	--	--------

<b>AS/400 Totals</b>		<b>46,250</b>	<b>0</b>	<b>0</b>	<b>0</b>	<b>0</b>	<b>46,250</b>
----------------------	--	---------------	----------	----------	----------	----------	---------------

<b>GRAND TOTAL INFORMATION SERVICE</b>		<b>176,250</b>	<b>152,000</b>	<b>120,000</b>	<b>170,000</b>	<b>119,000</b>	<b>737,250</b>
--	--	----------------	----------------	----------------	----------------	----------------	----------------

**NON-DEPARTMENTAL**

97I06	Parking Lot Rehab	35,000	35,000	35,000	35,000	35,000	175,000
97I07	Boulevard Program	50,000	50,000	50,000	50,000	50,000	250,000
98I04	5th Avenue S. Side Street Imprv.		60,274	60,274			120,548
98I05	Utilities & CS Operations Yard		131,650				131,650
	IMPROVEMENT TOTALS	85,000	276,924	145,274	85,000	85,000	677,198

<b>GRAND TOTAL NON-DEPT.</b>		<b>85,000</b>	<b>276,924</b>	<b>145,274</b>	<b>85,000</b>	<b>85,000</b>	<b>677,198</b>
------------------------------	--	---------------	----------------	----------------	---------------	---------------	----------------

**EQUIPMENT SERVICES**

97S04	Computers & Printer	8,000					8,000
	IMPROVEMENT TOTALS	8,000					8,000

97S06	Boom Truck	125,000					125,000
	REPLACEMENT TOTALS	125,000					125,000

<b>GRAND TOTAL EQUIPMENT SERVICES</b>		<b>133,000</b>	<b>0</b>	<b>0</b>	<b>0</b>	<b>0</b>	<b>133,000</b>
---------------------------------------	--	----------------	----------	----------	----------	----------	----------------

<b>TOTAL UTILITY TAX CAPITAL IMPROVEMENT</b>							
		<b>\$1,688,457</b>	<b>\$1,688,312</b>	<b>\$1,294,296</b>	<b>\$1,025,263</b>	<b>\$2,219,171</b>	<b>\$7,915,499</b>



# Internal Service Funds

*EQUIPMENT*

*SERVICES*

*FUND*



**FISCAL YEAR 1997**  
**EQUIPMENT SERVICES FUND**

**SUMMARY**

**ADD: BUDGETED REVENUES:**

Transfer - Solid Waste Fund	\$445,740	
Transfer - General Fund	436,700	
Transfer - Water & Sewer Fund	157,500	
Transfer - Streets Fund	25,000	
Transfer - Beach Parking	11,000	
Transfer - Equipment Services	6,000	
Transfer - Storm Drainage	<u>19,000</u>	
		\$1,100,940

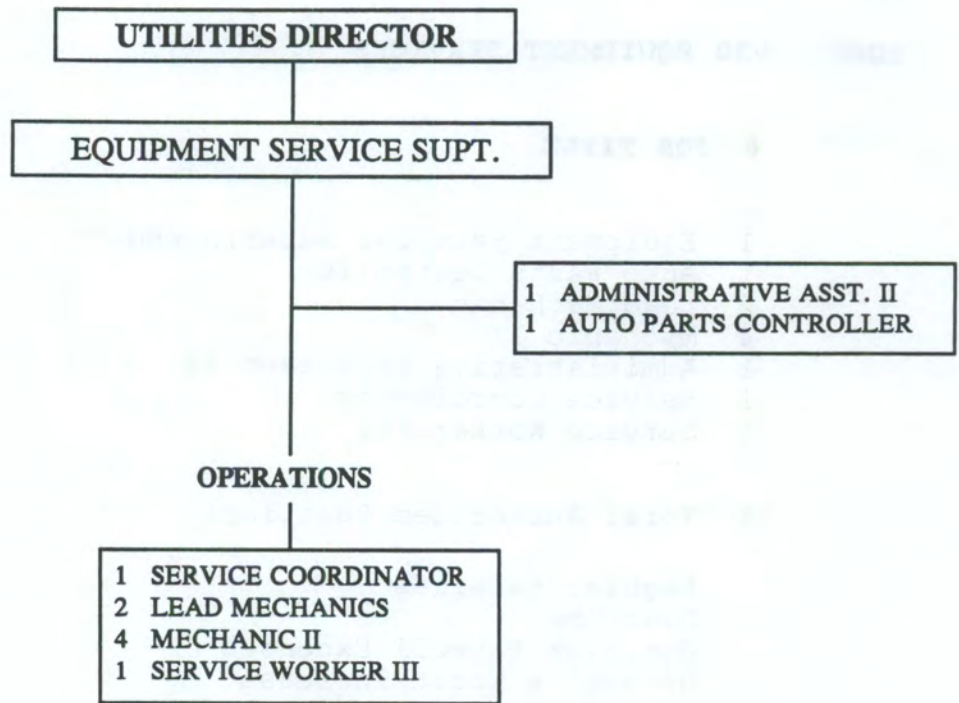
**LESS: BUDGETED EXPENDITURES:**

Personal Services	\$376,367	
Operations & Maintenance	606,693	
Transfer - Self-Insurance	31,200	
Transfer - Reimbursed Admin.	64,200	
Contingency	<u>22,480</u>	
		<u>\$1,100,940</u>

**BUDGETED CASH FLOW**

**\$-0-**

**EQUIPMENT SERVICE**



**AUTHORIZED PERSONNEL:**

	1996 BASE BUDGET	1996 REVISED BUDGET	1997 DEPT REQUEST	1997 APPROVED BUDGET
EQUIPMENT SERVICES	11	11	11	11



FISCAL YEAR 1997

BUDGET DETAIL

FUND: 530 EQUIPMENT SERVICES

#	JOB TITLE	FY 97 APPROVED
1	Equipment Services Superintendent	\$35,436
1	Auto Parts Controller	24,473
2	Lead Mechanic	52,047
4	Mechanic II	99,100
1	Administrative Assistant II	21,182
1	Service Coordinator	25,481
1	Service Worker III	21,299
11	Total Authorized Positions	279,018
	Regular Salaries	279,018
	Overtime	10,500
	Employer Payroll Expenses	77,747
	General & Merit Increase	<u>9,102</u>
		\$376,367

**FISCAL YEAR 1997  
BUDGET DETAIL  
EQUIPMENT SERVICES**

530-1326-590				FY 96		PERCENT
ACCOUNT DESCRIPTION	93 - 94	94 - 95	ORIGINAL	FY 96 - 97	CHANGE	
	ACTUALS	ACTUALS	BUDGET	APPROVED	FY 96 - 97	
10-20 REGULAR SALARIES & WAGES	272,089	267,196	278,368	279,018	0.23%	
10-30 OTHER SALARIES	3,351	1,827	0	0		
10-40 OVERTIME	8,565	9,965	10,500	10,500	0.00%	
25-00 OTHER FRINGE BENEFITS	57,758	62,928	0	0		
25-01 FICA	0	0	21,295	21,345	0.23%	
25-03 RETIREMENT CONTRIBUTIONS	0	0	12,527	14,702	17.36%	
25-04 LIFE/HEALTH INSURANCE	0	0	41,384	41,700	0.76%	
29-00 GENERAL & MERIT INC.	0	0	8,465	9,102	7.53%	
<b>PERSONAL SERVICES</b>	<b>341,763</b>	<b>341,916</b>	<b>372,539</b>	<b>376,367</b>	<b>1.03%</b>	
30-00 OPERATING EXPENDITURES	8,652	6,454	6,000	3,993	-33.45%	
30-07 SMALL TOOLS	0	0	0	2,100		
31-01 PROFESSIONAL SERVICES	2,146	1,774	0	0		
31-04 OTHER CONTRACTUAL SERVIC	1,914	1,815	4,200	4,200	0.00%	
40-00 TRAVEL AND PER DIEM	0	55	0	0		
40-01 TRAVEL	470	606	200	200	0.00%	
40-02 SCHOOL AND TRAINING	2,321	1,926	2,800	2,800	0.00%	
40-03 SAFETY	0	171	100	0	-100.00%	
40-04 SAFETY PROGRAMS	235	0	100	200	100.00%	
41-00 COMMUNICATIONS	3,124	4,445	3,200	4,000	25.00%	
41-01 TELEPHONE	0	218	0	0		
41-03 RADIO & PAGER	118	180	300	200	-33.33%	
42-01 VEHICLES & EQUIPMENT	23,189	13,581	11,600	0	-100.00%	
42-02 POSTAGE & FREIGHT	69	24	100	100	0.00%	
42-10 EQUIP. SERVICES - REPAIRS	0	0	0	3,788		
42-11 EQUIP. SERVICES - FUEL	0	0	0	2,212		
43-00 UTILITY SERVICES	20,361	18,175	22,000	20,000	-9.09%	
43-02 WATER, SEWER, GARBAGE	0	738	0	6,000		
44-00 RENTALS & LEASES	3,240	3,221	3,300	3,300	0.00%	
46-00 REPAIR AND MAINTENANCE	4,534	3,153	6,000	5,000	-16.67%	
46-02 BUILDINGS & GROUND MAINT.	2,236	3,032	0	0		
46-03 EQUIP. MAINT. CONTRACTS	0	0	0	1,800		
46-10 SUBLET REPAIRS	112,219	113,546	75,000	65,000	-13.33%	
47-00 PRINTING AND BINDING	321	59	0	0		
49-00 OTHER CURRENT CHARGES	305	0	0	0		
49-08 HAZARDOUS WASTE DISPOSA	0	0	2,500	1,500	-40.00%	
51-00 OFFICE SUPPLIES	1,708	593	500	500	0.00%	
51-01 STATIONARY	190	637	500	500	0.00%	
51-02 OTHER OFFICE SUPPLIES	107	0	250	0	-100.00%	
52-00 OPERATING SUPPLIES	238,106	263,230	130,550	166,000	27.15%	
52-02 FUEL	156,424	177,353	150,000	200,000	33.33%	
52-03 OIL & LUBE	5,990	11,053	10,000	10,000	0.00%	
52-04 BATTERIES	5,279	9,905	6,000	6,000	0.00%	



**FISCAL YEAR 1997  
BUDGET DETAIL  
EQUIPMENT SERVICES**

CONTINUED

530-1326-590

ACCOUNT DESCRIPTION	93 - 94 ACTUALS	94 - 95 ACTUALS	FY 96 ORIGINAL BUDGET	FY 96 - 97 APPROVED	PERCENT CHANGE FY 96 - 97
52-06 TIRES	75,281	113,653	80,000	80,000	0.00%
52-07 UNIFORMS	2,551	3,279	2,700	3,600	33.33%
52-08 SHOP SUPPLIES	17,487	14,367	11,500	11,500	0.00%
52-09 OTHER CLOTHING	577	800	1,000	1,000	0.00%
52-10 JANITORIAL SUPPLIES	0	6	200	200	0.00%
54-01 MEMBERSHIPS	1,142	1,047	1,000	1,000	0.00%
59-00 DEPRECIATION	14,761	11,006	0	0	
<b>OPERATING EXPENSES</b>	<b>705,057</b>	<b>780,102</b>	<b>531,600</b>	<b>606,693</b>	<b>14.13%</b>
91-00 TRANSFERS OUT	95,960	87,880	90,880	95,400	4.97%
99-00 CONTINGENCY	0	0	27,000	22,480	-16.74%
<b>NON-OPERATING EXPENSE</b>	<b>95,960</b>	<b>87,880</b>	<b>117,880</b>	<b>117,880</b>	<b>0.00%</b>
<b>TOTAL EXPENSES</b>	<b>\$1,142,780</b>	<b>\$1,209,898</b>	<b>\$1,022,019</b>	<b>\$1,100,940</b>	<b>7.72%</b>

1991 FISCAL YEAR  
INFORMATION SERVICES  
STATEMENT OF CASE FLOW

RE: BUDGETED REVENUES

Transfer - General Fund (1991)  
Transfer - Water & Sewer Fund (1991)  
Transfer - Solid Waste Fund (1991)

11/14/91

# *INFORMATION*

PERSONAL SERVICES  
OPERATING EXPENSES

SUGGESTED CASE FLOW

# *SERVICES*

# *FUND*



**FISCAL YEAR 1997**  
**INFORMATION SERVICES**  
**STATEMENT OF CASH FLOW**

**ADD: BUDGETED REVENUES:**

Transfer - General Fund (52%)	\$272,579	
Transfer - Water & Sewer Fund (38%)	199,193	
Transfer - Solid Waste Fund (10%)	<u>52,419</u>	
		\$524,191


**LESS: BUDGETED EXPENDITURES:**

Personal Services	\$302,349	
Operating Expenses	<u>221,842</u>	
		<u>\$524,191</u>

**BUDGETED CASH FLOW**

\$-0-

## INFORMATION SERVICES



**AUTHORIZED PERSONNEL:**

	1996 BASE BUDGET	1996 REVISED BUDGET	1997 DEPT REQUEST	1997 APPROVED BUDGET
INFORMATION SERVICES	7	7	7	7



FISCAL YEAR 1997

BUDGET DETAIL

FUND: 520 INFORMATION SERVICES

#	JOB TITLE	FY 97 APPROVED
DATA PROCESSING		
1	Data Processing Coordinator	\$45,894
1	Data Entry Operator II	20,509
NETWORK SYSTEM		
1	PC Network Coordinator	38,087
1	Sr. PC Specialist	30,469
1	PC Specialist	22,887
GIS		
1	GIS Coordinator	48,598
1	GIS Technician	26,468
7	Total Authorized Positions	232,912
	Regular Salaries	232,912
	Overtime	4,500
	Employer Payroll Expenses	56,985
	General & Merit Increase	<u>7,952</u>
		\$302,349

**FISCAL YEAR 1997  
BUDGET DETAIL  
INFORMATION SERVICES  
DEPARTMENT SUMMARY**

FUND 520				FY 96		PERCENT
ACCOUNT DESCRIPTION	93 - 94	94 - 95	ORIGINAL	FY 96 - 97	CHANGE	
	ACTUALS	ACTUALS	BUDGET	APPROVED	FY 96 - 97	
10-20	REGULAR SALARIES & WAGES	125,753	148,034	216,998	232,912	7.33%
10-40	OVERTIME	2,363	5,027	4,500	4,500	0.00%
25-00	OTHER FRINGE BENEFITS	23,548	27,544	0	0	
25-01	FICA	0	0	16,600	17,818	7.34%
25-03	RETIREMENT CONTRIBUTIONS	0	0	9,765	13,693	40.23%
25-04	LIFE/HEALTH INSURANCE	0	0	26,758	25,474	-4.80%
29-00	GENERAL & MERIT INC.	0	0	5,817	7,952	36.70%
	<b>PERSONAL SERVICES</b>	<b>151,664</b>	<b>180,605</b>	<b>280,438</b>	<b>302,349</b>	<b>7.81%</b>
30-00	OPERATING EXPENDITURES	906	1,685	10,000	10,000	0.00%
31-01	PROFESSIONAL SERVICES	0	3,900	25,000	25,000	0.00%
40-01	TRAVEL	590	124	3,162	4,432	40.16%
40-02	SCHOOL AND TRAINING	0	605	7,925	7,100	-10.41%
41-00	COMMUNICATIONS	2,398	4,916	627	2,900	362.52%
41-01	TELEPHONE	0	0	3,484	700	-79.91%
41-02	FAX & MODEMS	0	0	6,087	3,500	-42.50%
46-00	REPAIR AND MAINTENANCE	23,682	22,369	53,101	7,600	-85.69%
46-16	HARDWARE MAINTENANCE	0	0	0	37,015	
46-17	SOFTWARE MAINTENANCE	0	0	0	83,975	
47-00	PRINTING AND BINDING	0	0	6,000	6,000	0.00%
47-06	DUPLICATING	17	6	100	565	465.00%
51-00	OFFICE SUPPLIES	470	771	700	1,000	42.86%
52-00	OPERATING SUPPLIES	4,019	12,033	30,452	30,480	0.09%
54-00	BOOKS, PUBS, SUBS, MEMBS	359	1,015	1,425	1,575	10.53%
59-00	DEPRECIATION	43,446	27,375	0	0	
	<b>OPERATING EXPENSES</b>	<b>75,887</b>	<b>74,799</b>	<b>148,063</b>	<b>221,842</b>	<b>49.83%</b>
	<b>TOTAL EXPENSES</b>	<b>\$227,551</b>	<b>\$255,404</b>	<b>\$428,501</b>	<b>\$524,191</b>	<b>22.33%</b>



**FISCAL YEAR 1997  
BUDGET DETAIL  
INFORMATION SERVICES  
AS400**

520-0709-590

ACCOUNT DESCRIPTION	93 - 94 ACTUALS	94 - 95 ACTUALS	FY 96 ORIGINAL BUDGET	FY 96 - 97 APPROVED	PERCENT CHANGE FY 96 - 97
10-20 REGULAR SALARIES & WAGES	125,753	148,034	65,626	66,403	1.18%
10-40 OVERTIME	2,363	5,027	1,500	1,500	0.00%
25-00 OTHER FRINGE BENEFITS	23,548	27,544	0	0	
25-01 FICA	0	0	5,020	5,080	1.20%
25-03 RETIREMENT CONTRIBUTIONS	0	0	2,953	3,652	23.67%
25-04 LIFE/HEALTH INSURANCE	0	0	9,022	9,089	0.74%
29-00 GENERAL & MERIT INC.	0	0	1,117	2,348	110.21%
<b>PERSONAL SERVICES</b>	<b>151,664</b>	<b>180,605</b>	<b>85,238</b>	<b>88,072</b>	<b>3.32%</b>
30-00 OPERATING EXPENDITURES	906	1,685	0	0	
31-01 PROFESSIONAL SERVICES	0	3,900	0	0	
40-01 TRAVEL	590	124	962	1,532	59.25%
40-02 SCHOOL AND TRAINING	0	605	225	300	33.33%
41-00 COMMUNICATIONS	2,398	4,916	627	0	-100.00%
41-01 TELEPHONE	0	0	0	700	
41-02 FAX & MODEMS	0	0	1,271	3,500	175.37%
46-00 REPAIR AND MAINTENANCE	23,682	22,369	45,501	0	-100.00%
46-16 HARDWARE MAINTENANCE	0	0	0	13,265	
46-17 SOFTWARE MAINTENANCE	0	0	0	33,981	
47-06 DUPLICATING	17	6	25	25	0.00%
51-00 OFFICE SUPPLIES	470	771	50	50	0.00%
52-00 OPERATING SUPPLIES	4,019	12,033	16,952	17,830	5.18%
54-00 BOOKS, PUBS, SUBS, MEMBS	359	1,015	125	125	0.00%
59-00 DEPRECIATION	43,446	27,375	0	0	
<b>OPERATING EXPENSES</b>	<b>75,887</b>	<b>74,799</b>	<b>65,738</b>	<b>71,308</b>	<b>8.47%</b>
<b>TOTAL EXPENSES</b>	<b>\$227,551</b>	<b>\$255,404</b>	<b>\$150,976</b>	<b>\$159,380</b>	<b>5.57%</b>

**FISCAL YEAR 1997  
BUDGET DETAIL  
INFORMATION SERVICES  
NETWORK SYSTEMS**

520-0710-590				FY 96		PERCENT
ACCOUNT DESCRIPTION		93 - 94	94 - 95	ORIGINAL	FY 96 - 97	CHANGE
		ACTUALS	ACTUALS	BUDGET	APPROVED	FY 96 - 97
10-20	REGULAR SALARIES & WAGES	0	0	78,693	91,443	16.20%
10-40	OVERTIME	0	0	3,000	3,000	0.00%
25-01	FICA	0	0	6,020	6,996	16.21%
25-03	RETIREMENT CONTRIBUTIONS	0	0	3,541	5,913	66.99%
25-04	LIFE/HEALTH INSURANCE	0	0	11,492	10,029	-12.73%
29-00	GENERAL & MERIT INC.	0	0	2,014	2,952	46.57%
	<b>PERSONAL SERVICES</b>	<b>0</b>	<b>0</b>	<b>104,760</b>	<b>120,333</b>	<b>14.87%</b>
30-00	OPERATING EXPENDITURES	0	0	8,000	8,000	0.00%
31-01	PROFESSIONAL SERVICES	0	0	25,000	25,000	0.00%
40-01	TRAVEL	0	0	1,500	1,300	-13.33%
40-02	SCHOOL AND TRAINING	0	0	5,000	5,000	0.00%
41-01	TELEPHONE	0	0	1,100	0	-100.00%
41-02	FAX & MODEMS	0	0	4,600	0	-100.00%
46-16	HARDWARE MAINTENANCE	0	0	0	23,750	
46-17	SOFTWARE MAINTENANCE	0	0	0	49,994	
47-06	DUPLICATING	0	0	0	240	
51-00	OFFICE SUPPLIES	0	0	500	500	0.00%
54-00	BOOKS, PUBS, SUBS, MEMBS	0	0	575	700	21.74%
	<b>OPERATING EXPENSES</b>	<b>0</b>	<b>0</b>	<b>46,275</b>	<b>114,484</b>	<b>147.40%</b>
	<b>TOTAL EXPENSES</b>	<b>\$0</b>	<b>\$0</b>	<b>\$151,035</b>	<b>\$234,817</b>	<b>55.47%</b>



**FISCAL YEAR 1997  
BUDGET DETAIL  
INFORMATION SERVICES  
GIS**

520-0711-590				FY 96		PERCENT
ACCOUNT DESCRIPTION	93 - 94	94 - 95	ORIGINAL	FY 96 - 97	CHANGE	
	ACTUALS	ACTUALS	BUDGET	APPROVED	FY 96 - 97	
10-20 REGULAR SALARIES & WAGE	0	0	72,679	75,066	3.28%	
25-01 FICA	0	0	5,560	5,742	3.27%	
25-03 RETIREMENT CONTRIBUTION	0	0	3,271	4,128	26.20%	
25-04 LIFE/HEALTH INSURANCE	0	0	6,244	6,356	1.79%	
29-00 GENERAL & MERIT INC.	0	0	2,686	2,652	-1.27%	
<b>PERSONAL SERVICES</b>	<b>0</b>	<b>0</b>	<b>90,440</b>	<b>93,944</b>	<b>3.87%</b>	
30-00 OPERATING EXPENDITURES	0	0	2,000	2,000	0.00%	
40-01 TRAVEL	0	0	700	1,600	128.57%	
40-02 SCHOOL AND TRAINING	0	0	2,700	1,800	-33.33%	
41-00 COMMUNICATIONS	0	0	0	2,900		
41-01 TELEPHONE	0	0	2,384	0	-100.00%	
41-02 FAX & MODEMS	0	0	216	0	-100.00%	
46-00 REPAIR AND MAINTENANCE	0	0	7,600	7,600	0.00%	
47-00 PRINTING AND BINDING	0	0	6,000	6,000	0.00%	
47-06 DUPLICATING	0	0	75	300	300.00%	
51-00 OFFICE SUPPLIES	0	0	150	450	200.00%	
52-00 OPERATING SUPPLIES	0	0	13,500	12,650	-6.30%	
54-00 BOOKS, PUBS, SUBS, MEMBS	0	0	725	750	3.45%	
<b>OPERATING EXPENSES</b>	<b>0</b>	<b>0</b>	<b>36,050</b>	<b>36,050</b>	<b>0.00%</b>	
<b>TOTAL EXPENSES</b>	<b>\$0</b>	<b>\$0</b>	<b>\$126,490</b>	<b>\$129,994</b>	<b>2.77%</b>	

FINAL YEAR 1997  
RISK MANAGEMENT FUND  
SUMMARY

252,992

REVENUE BALANCE - UNRESERVED

SUGGESTED REVENUE

Transfer - Health  
Transfer - Life  
Transfer - Life  
Transfer - Life  
Transfer - Life  
Transfer - Life  
Transfer - Life  
Transfer - Life  
Transfer - Life  
Transfer - Life

# RISK

24,000

487,992

TOTAL AVAILABLE RESOURCES

# MANAGEMENT

Transfer - Life  
Transfer - Life  
Transfer - Life  
Transfer - Life  
Transfer - Life  
Transfer - Life  
Transfer - Life  
Transfer - Life  
Transfer - Life  
Transfer - Life

# FUND

10,000

(22,000)

132,992

SUGGESTED FUND FLOW

NOTING BALANCE - UNRESERVED

NOTE: Final Year 1997 loss not included at \$22,000 per contract adjustment. Difference between loss pool and reported amount of \$10,000 available in fund reserves is reported.



**FISCAL YEAR 1997**  
**RISK MANAGEMENT FUND**  
**SUMMARY**

**BEGINNING BALANCE - UNRESTRICTED RESERVES** **\$285,495**

**ADD: BUDGETED REVENUES:**

Transfer - General Fund	\$424,440	
Transfer - Water/Sewer	375,600	
Transfer - Solid Waste	102,700	
Transfer - Beach Fund	59,000	
Transfer - City Dock	8,200	
Transfer - Streets Fund	10,000	
Transfer - Equipment Service	31,200	
Transfer - Stormwater	<u>11,150</u>	
		<u>\$1,022,290</u>

**TOTAL AVAILABLE RESOURCES:** **\$1,307,785**

**LESS: BUDGETED EXPENDITURES:**

Premium - Workers Compensation	\$119,000	
Premium - Automobile	117,000	
Premium - General Liability	115,000	
Premium - Property	180,000	
Premium - Public Officials	23,000	
Premium - Boiler & Machinery	11,000	
Premium - Fidelity Bonds	8,000	
Claims Management Services	57,000	
Loss Pool: 5-year average annual experience	400,000	
Transfer - Administration	<u>28,200</u>	
		<u>\$1,058,200</u>

**BUDGETED CASH FLOW** **(\$35,910)**

**ENDING BALANCE - UNRESTRICTED RESERVES** **\$249,585**

**NOTE:** Fiscal Year 1996 loss pool established at \$650,000 per contract requirement. Difference between loss pool and expected claims of \$400,000 available in fund reserves, if required.

**FISCAL YEAR 1997  
BUDGET DETAIL  
RISK MANAGEMENT FUND**

500-7171-519 ACCOUNT DESCRIPTION	93 - 94 ACTUALS	94 - 95 ACTUALS	FY 96 ORIGINAL BUDGET	FY 96 - 97 APPROVED	PERCENT CHANGE FY 96 - 97
45-00 INSURANCE	509,175	537,154	538,400	630,000	17.01%
45-10 W/C STATE ASSESSMENTS	28,275	43,707	0	0	
45-11 W/C CURRENT YEAR	367,659	287,698	0	0	
45-20 GEN. LIABILITY & BUS PKG	90,172	111,181	0	0	
45-21 AUTO COLLISION	88,342	32,131	0	0	
45-22 SELF INS. PROPERTY DAMAGE	122,901	(12,368)	0	0	
47-06 DUPLICATING	0	43	0	0	
49-00 OTHER CURRENT CHARGES	13,521	0	377,000	400,000	6.10%
<b>OPERATING EXPENSES</b>	<b>1,220,045</b>	<b>999,546</b>	<b>915,400</b>	<b>1,030,000</b>	<b>12.52%</b>
91-00 TRANSFERS OUT	25,600	48,747	26,900	28,200	4.83%
<b>NON-OPERATING EXPENSES</b>	<b>25,600</b>	<b>48,747</b>	<b>26,900</b>	<b>28,200</b>	<b>4.83%</b>
<b>TOTAL EXPENSES</b>	<b><u>\$1,245,645</u></b>	<b><u>\$1,048,293</u></b>	<b><u>\$942,300</u></b>	<b><u>\$1,058,200</u></b>	<b><u>12.30%</u></b>



RISK MANAGEMENT FUND  
BUDGET DETAIL  
FISCAL YEAR 1997

ACCOUNT DESCRIPTION	93 - 94 ACTUALS	94 - 95 ACTUALS	FY 95 ORIGINAL BUDGET	FY 96 - 97 APPROVED	PERCENT CHANGE FY 96 - 97
45-00 INSURANCE	509,175	537,154	538,400	500,000	17.01%
45-10 WC STATE ASSESSMENTS	28,258	43,707	0	0	0
45-11 WC CURRENT YEAR	307,659	387,800	0	0	0
45-20 GEN LIABILITY & BUS PRO	0	0	0	0	0
45-21 AUTO COLLISION	0	0	0	0	0
45-22 SELF INS PROPERTY DAMA	0	0	0	0	0
47-05 DUPLICATING	0	0	0	0	0
48-00 OTHER CURRENT CHARGES	13,321	0	377,000	400,000	6.10%
OPERATING EXPENSES	1,250,048	997,818	915,400	1,000,000	12.82%
91-00 TRANSFERS OUT	0	0	0	25,200	4.89%
NON-OPERATING EXPENSES	0	0	0	25,200	4.89%
TOTAL EXPENSES	1,250,048	997,818	915,400	1,025,200	12.50%

# HEALTH

# BENEFITS

# FUND

**FISCAL YEAR 1997  
HEALTH BENEFITS FUND**

**SUMMARY**

<b>BEGINNING BALANCE - UNRESTRICTED RESERVES</b>	<b>\$788,800</b>
<b>ADD: BUDGETED REVENUES:</b>	
Single Coverage:	
417 at \$189.42/month	
City Paid	\$947,900
Family Coverage:	
202 at \$288.26/month	
City Paid	349,400
Employee Paid	349,400
Retiree Coverage	172,400
COBRA Coverage	10,000
Flexible Spending	75,000
Earnings on Deposits	<u>30,000</u>
	<u>\$1,934,100</u>
<b>TOTAL AVAILABLE RESOURCES:</b>	<b>\$2,722,900</b>
<b>LESS BUDGETED EXPENSES:</b>	
Excess Loss Insurance & Claims Administration	\$230,000
Loss Pool	1,400,000
Prescriptions	200,000
Flexible Spending	75,000
Transfer - Administration	<u>61,100</u>
	<u>\$1,966,100</u>
<b>BUDGETED CASH FLOW</b>	<b>(\$32,000)</b>
<b>ENDING BALANCE - UNRESTRICTED RESERVES</b>	<b><u>\$756,800</u></b>



**FISCAL YEAR 1997  
BUDGET DETAIL  
HEALTH BENEFITS FUND**

510-7173-519 ACCOUNT DESCRIPTION	93 - 94 ACTUALS	94 - 95 ACTUALS	FY 96 ORIGINAL BUDGET	FY 96 - 97 APPROVED	PERCENT CHANGE FY 96 - 97
31-05 FIXED COSTS	220,681	244,834	225,000	225,000	0.00%
31-06 FLEX FIXED COST	5,013	5,152	2,000	5,000	150.00%
31-07 MEDICAL SERVICES	0	320	0	0	
45-02 HEALTH PAID CLAIMS	1,183,359	991,032	1,371,000	1,400,000	2.12%
45-03 SCRIPT CARD EXPENSES	98,882	98,410	175,000	200,000	14.29%
45-04 ALLSCRIPT EXPENSES	52,176	71,272	0	0	
45-06 EMPLOYEE FLEX	23,228	62,986	0	75,000	
<b>OPERATING EXPENSES</b>	<b>1,583,339</b>	<b>1,474,006</b>	<b>1,773,000</b>	<b>1,905,000</b>	<b>7.45%</b>
91-00 TRANSFERS OUT	47,000	55,400	58,200	61,100	4.98%
<b>NON-OPERATING EXPENSES</b>	<b>47,000</b>	<b>55,400</b>	<b>58,200</b>	<b>61,100</b>	<b>4.98%</b>
<b>TOTAL EXPENSES</b>	<b>\$1,630,339</b>	<b>\$1,529,406</b>	<b>\$1,831,200</b>	<b>\$1,966,100</b>	<b>7.37%</b>

Debt  
Service  
Schedules



CITY OF NAPLES  
 COMBINED DEBT SERVICE SCHEDULE  
 ALL FINANCING SOURCES


<u>Year Ending September 30</u>	<u>Principal</u>	<u>Interest</u>	<u>Total Requirement</u>
1997	2,370,000	2,552,482	4,922,482
1998	2,435,000	2,424,446	4,859,446
1999	2,572,917	2,331,246	4,904,163
2000	2,679,177	2,196,129	4,875,306
2001	2,815,483	2,051,955	4,867,439
2002	2,946,842	1,900,611	4,847,453
2003	3,113,250	1,736,127	4,849,378
2004	2,744,715	1,559,423	4,304,138
2005	2,921,234	1,396,348	4,317,583
2006	3,097,812	1,219,676	4,317,488
2007	3,129,450	1,030,501	4,159,951
2008	3,321,150	837,056	4,158,207
2009	3,532,916	632,177	4,165,094
2010	3,594,749	413,940	4,008,690
2011	3,801,653	212,442	4,014,095
2012	53,629	15,466	69,095
2013	55,681	13,414	69,095
2014	57,811	11,284	69,095
2015	60,023	9,072	69,095
2016	62,319	6,775	69,095
2017	64,704	4,391	69,095
2018	67,179	1,916	69,095
<b>Totals</b>	<b>\$45,497,694</b>	<b>\$22,556,875</b>	<b>\$68,054,570</b>

CITY OF NAPLES  
WATER & SEWER FUND  
COMBINED DEBT SERVICE SCHEDULE

<u>Year Ending September 30</u>	<u>Principal</u>	<u>Interest</u>	<u>Total Requirement</u>
1997	1,720,000	2,263,600	3,983,600
1998	1,760,000	2,167,280	3,927,280
1999	1,887,917	2,108,080	3,995,997
2000	1,994,177	2,003,483	3,997,660
2001	2,105,484	1,890,778	3,996,263
2002	2,226,842	1,769,365	3,996,207
2003	2,363,251	1,638,721	4,001,973
2004	2,504,715	1,498,017	4,002,732
2005	2,656,234	1,346,703	4,002,938
2006	2,817,812	1,183,545	4,001,357
2007	2,994,450	1,008,720	4,003,170
2008	3,181,150	822,193	4,003,344
2009	3,382,916	624,490	4,007,407
2010	3,594,749	413,940	4,008,690
2011	3,801,653	212,442	4,014,095
2012	53,629	15,466	69,095
2013	55,681	13,414	69,095
2014	57,811	11,284	69,095
2015	60,023	9,072	69,095
2016	62,319	6,775	69,095
2017	64,704	4,391	69,095
2018	67,179	1,916	69,095
Totals	\$39,412,696	\$21,013,673	\$60,426,370



**Water & Sewer Fund  
Combined Debt Service**  
(\$'000's omitted)



CITY OF NAPLES

WATER AND SEWER REVENUE BONDS - SERIES 1987  
DESCRIPTION AND BOND AMORTIZATION SCHEDULE

Type: Revenue Bonds  
 Authorized and Issued: \$3,500,000  
 Amount Outstanding - 9/30/96 \$175,000  
 Dated: December 1, 1987  
 Final Maturity: September 1, 1997  
 Principal Payment: September 1  
 Interest Payment: September 1, March 1  
 Interest Rate: 5.70% to 7.10%  
 Revenue Pledged: Net Revenues of Water & Sewer Systems

<u>Year Ending September 30</u>	<u>Principal</u>	<u>Interest</u>	<u>Total Requirement</u>
1997	175,000	12,425	187,425
Totals	\$175,000	\$12,425	\$187,425



CITY OF NAPLES

WATER AND SEWER REVENUE REFUNDING BONDS - SERIES 1991  
DESCRIPTION AND BOND AMORTIZATION SCHEDULE

Type: Revenue Bonds  
 Authorized and Issued: \$14,180,000  
 Amount Outstanding - 9/30/96 \$11,950,000  
 Dated: May 1, 1991  
 Final Maturity: September 1, 2006  
 Principal Payment: September 1  
 Interest Payment: September 1, March 1  
 Interest Rate: 5.00% to 6.65%  
 Revenue Pledged: Net Revenues of Water & Sewer Systems

<u>Year Ending September 30</u>	<u>Principal</u>	<u>Interest</u>	<u>Total Requirement</u>
1997	990,000	748,913	1,738,913
1998	1,055,000	691,493	1,746,493
1999	1,130,000	629,248	1,759,248
2000	1,205,000	561,448	1,766,448
2001	1,245,000	487,943	1,732,943
2002	1,235,000	410,753	1,645,753
2003	1,225,000	332,948	1,557,948
2004	1,215,000	254,548	1,469,548
2005	1,305,000	175,573	1,480,573
2006	1,345,000	89,443	1,434,443
Totals	\$11,950,000	\$4,382,310	\$16,332,310

CITY OF NAPLES

WATER AND SEWER REVENUE REFUNDING BONDS - SERIES 1992  
DESCRIPTION AND BOND AMORTIZATION SCHEDULE

Type: Revenue Bonds  
 Authorized and Issued: \$15,425,000  
 Amount Outstanding - 9/30/ 96 \$14,825,000  
 Dated: May 1, 1991  
 Final Maturity: September 1, 2010  
 Principal Payment: September 1  
 Interest Payment: September 1, March 1  
 Interest Rate: 4.50% to 6.50%  
 Revenue Pledged: Net Revenues of Water & Sewer Systems

<u>Year Ending September 30</u>	<u>Principal</u>	<u>Interest</u>	<u>Total Requirement</u>
1997	290,000	928,030	1,218,030
1998	295,000	912,950	1,207,950
1999	300,000	897,168	1,197,168
2000	310,000	880,367	1,190,367
2001	360,000	862,543	1,222,543
2002	465,000	841,302	1,306,302
2003	580,000	813,403	1,393,403
2004	705,000	778,022	1,483,022
2005	735,000	734,313	1,469,313
2006	830,000	688,007	1,518,007
2007	2,685,000	635,303	3,320,303
2008	2,850,000	463,462	3,313,462
2009	3,030,000	281,775	3,311,775
2010	1,390,000	88,613	1,478,613
Totals	\$14,825,000	\$9,805,258	\$24,630,258



CITY OF NAPLES

WATER AND SEWER REVENUE REFUNDING BONDS - SERIES 1992A  
DESCRIPTION AND BOND AMORTIZATION SCHEDULE

Type: Revenue Bonds  
 Authorized and Issued: \$3,730,000  
 Amount Outstanding - 9/30/96 \$2,350,000  
 Dated: November 1, 1992  
 Final Maturity: September 1, 2006  
 Principal Payment: September 1  
 Interest Payment: September 1, March 1  
 Interest Rate: 3.25% to 5.60%  
 Revenue Pledged: Net Revenues of Water & Sewer Systems

<u>Year Ending September 30</u>	<u>Principal</u>	<u>Interest</u>	<u>Total Requirement</u>
1997	265,000	118,880	383,880
1998	190,000	107,485	297,485
1999	200,000	98,935	298,935
2000	210,000	89,535	299,535
2001	215,000	79,455	294,455
2002	230,000	68,705	298,705
2003	240,000	56,745	296,745
2004	255,000	44,025	299,025
2005	265,000	30,255	295,255
2006	280,000	15,680	295,680
Totals	\$2,350,000	\$709,700	\$3,059,700

CITY OF NAPLES

WATER AND SEWER REVENUE REFUNDING BONDS - SERIES 1995  
DESCRIPTION AND BOND AMORTIZATION SCHEDULE

Type: Revenue Bonds  
 Authorized and Issued: \$9,150,000  
 Amount Outstanding - 9/30/ 96 \$9,150,000  
 Dated: November 1, 1995  
 Final Maturity: September 1, 2011  
 Principal Payment: September 1  
 Interest Payment: September 1, March 1  
 Interest Rate: 4.00% to 5.20%  
 Revenue Pledged: Net Revenues of Water & Sewer Systems

<u>Year Ending September 30</u>	<u>Principal</u>	<u>Interest</u>	<u>Total Requirement</u>
1997	0	455,352	455,352
1998	220,000	455,352	675,352
1999	225,000	446,552	671,552
2000	235,000	437,215	672,215
2001	250,000	427,227	677,227
2002	260,000	416,352	676,352
2003	280,000	404,782	684,782
2004	290,000	392,042	682,042
2005	310,000	378,702	688,702
2006	320,000	364,132	684,132
2007	265,000	348,772	613,772
2008	285,000	335,787	620,787
2009	305,000	321,537	626,537
2010	2,155,000	305,982	2,460,982
2011	3,750,000	195,000	3,945,000
Totals	\$9,150,000	\$5,684,786	\$14,834,786



STATE REVOLVING LOAN FUND - PRE-CONSTRUCTION  
DESCRIPTION AND AMORTIZATION SCHEDULE

Type: Subordinated Loan  
 Amount Outstanding - 9/30/97 \$962,696  
 Final Maturity: April 15, 2018  
 Principal Payment: October 15, April 15  
 Interest Payment: October 15, April 15  
 Interest Rate: 3.79%  
 Revenue Pledged: Net Revenues of Water & Sewer Systems


<u>Year Ending September 30</u>	<u>Principal</u>	<u>Interest</u>	<u>Total Requirement</u>
1997	0	0	0
1998	0	0	0
1999	32,917	36,177	69,094
2000	34,177	34,918	69,095
2001	35,484	33,610	69,095
2002	36,842	32,253	69,095
2003	38,251	30,843	69,095
2004	39,715	29,380	69,095
2005	41,234	27,860	69,095
2006	42,812	26,283	69,095
2007	44,450	24,645	69,095
2008	46,150	22,944	69,095
2009	47,916	21,178	69,095
2010	49,749	19,345	69,095
2011	51,653	17,442	69,095
2012	53,629	15,466	69,095
2013	55,681	13,414	69,095
2014	57,811	11,284	69,095
2015	60,023	9,072	69,095
2016	62,319	6,775	69,095
2017	64,704	4,391	69,095
2018	67,179	1,916	69,095
Totals	\$962,696	\$419,194	\$1,381,891

CITY OF NAPLES  
 UTILITY TAX FUND  
 COMBINED DEBT SERVICE SCHEDULE

<u>Year Ending September 30</u>	<u>Principal</u>	<u>Interest</u>	<u>Total Requirement</u>
1997	515,440	244,933	760,373
1998	537,130	218,331	755,461
1999	568,428	189,846	758,274
2000	600,910	164,222	765,132
2001	621,725	136,452	758,177
2002	650,034	110,582	760,616
2003	670,947	80,031	750,978
2004	161,162	47,825	208,987
2005	171,290	39,928	211,218
2006	183,637	31,193	214,830
2007	135,000	21,781	156,781
2008	140,000	14,863	154,863
2009	150,000	7,687	157,687
<b>Totals</b>	<b>\$5,105,703</b>	<b>\$1,307,674</b>	<b>\$6,413,377</b>



**UTILITY TAX FUND**  
**Combined Debt Service**  
 (\$000's omitted)



\* 1997 through 1999 includes Inter-fund Loans

CITY OF NAPLES  
 1971 IMPROVEMENT REVENUE BONDS  
 DESCRIPTION AND BOND AMORTIZATION SCHEDULE

Type: Revenue Bonds  
 Authorized and Issued: \$1,880,000  
 Amount Outstanding - 9/30/96 \$570,000  
 Dated: January 1, 1971  
 Final Maturity: January 1, 2001  
 Principal Payment: January 1  
 Interest Payment: January 1, July 1  
 Interest Rates: 5.0% to 5.6%  
 Revenue Pledged: Utility Tax

<u>Year Ending September 30</u>	<u>Principal</u>	<u>Interest</u>	<u>Total Requirement</u>
1997	100,000	28,340	128,340
1998	105,000	22,600	127,600
1999	115,000	16,440	131,440
2000	120,000	9,860	129,860
2001	130,000	3,250	133,250
Totals	\$570,000	\$80,490	\$650,490



CITY OF NAPLES

1989 PUBLIC SERVICE TAX REFUNDING REVENUE BONDS  
DESCRIPTION AND BOND AMORTIZATION SCHEDULE

Type: Revenue Bonds  
 Authorized and Issued: \$4,600,000  
 Amount Outstanding - 9/30/ 96 \$355,000  
 Dated: September 1, 1989  
 Final Maturity: July 1, 1998  
 Principal Payment: July 1  
 Interest Payment: January 1, July 1  
 Interest Rates: 6.00% to 7.20%  
 Revenue Pledged: Utility Tax

<u>Year Ending September 30</u>	<u>Principal</u>	<u>Interest</u>	<u>Total Requirement</u>
1997	175,000	23,965	198,965
1998	180,000	12,240	192,240
Totals	\$355,000	\$36,205	\$391,205

CITY OF NAPLES

PUBLIC SERVICE TAX REVENUE REFUNDING BONDS, SERIES 1993  
 UTILITY TAX DEBT SERVICE FUND ALLOCATION  
 DESCRIPTION AND BOND AMORTIZATION SCHEDULE

Type: Revenue Bonds  
 Authorized and Issued: \$4,700,607  
 Amount Outstanding - 9/30/96 \$4,180,703  
 Dated: May 1, 1993  
 Final Maturity: July 1, 2009  
 Principal Payment: July 1  
 Interest Payment: January 1, July 1  
 Interest Rate: 2.600% to 5.125%  
 Revenue Pledged: Non-Ad Valorem Revenues

<u>Year Ending September 30</u>	<u>Principal</u>	<u>Interest</u>	<u>Total Requirement</u>
1997	240,440	192,628	433,068
1998	252,130	183,491	435,621
1999	453,428	173,406	626,834
2000	480,910	154,362	635,272
2001	491,725	133,202	624,927
2002	650,034	110,582	760,616
2003	670,947	80,031	750,978
2004	161,162	47,825	208,987
2005	171,290	39,928	211,218
2006	183,637	31,193	214,830
2007	135,000	21,781	156,781
2008	140,000	14,863	154,863
2009	150,000	7,687	157,687
Totals	\$4,180,703	\$1,190,979	\$5,371,682



CITY OF NAPLES

PUBLIC SERVICE TAX REVENUE REFUNDING BONDS, SERIES 1993  
 EAST NAPLES BAY TAX DISTRICT ALLOCATION  
 DESCRIPTION AND BOND AMORTIZATION SCHEDULE

Type: Revenue Bonds  
 Authorized and Issued: \$562,582  
 Amount Outstanding - 9/30/96 \$549,105  
 Dated: May 1, 1993  
 Final Maturity: July 1, 2006  
 Principal Payment: July 1  
 Interest Payment: January 1, July 1  
 Interest Rate: 2.600% to 5.125%  
 Revenue Pledged: Non-Ad Valorem Revenues

<u>Year Ending September 30</u>	<u>Principal</u>	<u>Interest</u>	<u>Total Requirement</u>
1997	48,114	25,259	73,373
1998	47,933	23,430	71,363
1999	51,443	21,513	72,956
2000	55,851	19,352	75,203
2001	60,333	16,895	77,228
2002	48,050	14,120	62,170
2003	52,381	11,861	64,242
2004	52,217	9,347	61,564
2005	67,313	6,788	74,101
2006	65,470	3,355	68,825
Totals	\$549,105	\$151,920	\$701,025

CITY OF NAPLES

PUBLIC SERVICE TAX REVENUE REFUNDING BONDS, SERIES 1993  
 CITY DOCK FUND ALLOCATION  
 DESCRIPTION AND BOND AMORTIZATION SCHEDULE

Type: Revenue Bonds  
 Authorized and Issued: \$601,811  
 Amount Outstanding - 9/30/ 96 \$430,190  
 Dated: May 1, 1993  
 Final Maturity: July 1, 2006  
 Principal Payment: July 1  
 Interest Payment: January 1, July 1  
 Interest Rate: 2.600% to 5.125%  
 Revenue Pledged: Non-Ad Valorem Revenues

<u>Year Ending September 30</u>	<u>Principal</u>	<u>Interest</u>	<u>Total Requirement</u>
1997	86,446	18,690	105,136
1998	89,937	15,405	105,342
1999	65,129	11,807	76,936
2000	28,239	9,072	37,311
2001	27,941	7,830	35,771
2002	21,916	6,544	28,460
2003	26,671	5,514	32,185
2004	26,621	4,234	30,855
2005	26,397	2,929	29,326
2006	30,893	1,583	32,476
Totals	\$430,190	\$83,608	\$513,798